

Anthocyanin (ATH)-incorporated polyvinylpyrrolidone-ethyl cellulose-(2-Hydroxypropyl)- β -cyclodextrin (PVP-EC-BCD) nanofibers-based pH sensor for ocular pH detection during accidental chemical spills

Supplementary Material

Benuwan Sandaruwan ^a, Renuka Liyanage ^b, Pabakara Costha ^c, Rohan S. Dassanayake ^a, Ruchire Eranga Wijesinghe ^{d,e}, H. M. L. P.B. Herath ^f, K.M. Nalin de Silva ^f, Rohini M. de Silva ^{f,g}, Suranga M. Rajapaksha ^b, Udaya Wijenayake ^h and Danushika C. Manatunga ^{a,f*}

^a Department of Biosystems Technology, Faculty of Technology, University of Sri Jayewardenepura, Pitipana North, Homagama 10200, Sri Lanka.

^b Department of Materials and Mechanical Technology, Faculty of Technology, University of Sri Jayewardenepura, Pitipana North, Homagama 10200, Sri Lanka.

^c National Eye Hospital of Sri Lanka, Colombo, 01000, Sri Lanka.

^d Center for Excellence in Informatics, Electronics & Transmission (CIET), Sri Lanka Institute of Information Technology, Malabe 10115, Sri Lanka.

^e Department of Electrical and Electronic Engineering, Faculty of Engineering, Sri Lanka Institute of Information Technology, Malabe, 10115, Sri Lanka.

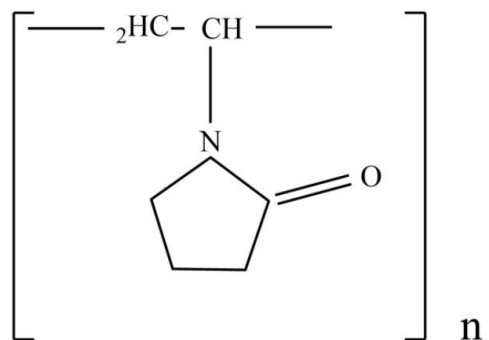
^f Center for Advanced Materials and Devices (CAMD), Department of Chemistry, University of Colombo, PO Box 1490, University of Colombo, Colombo 00300, Sri Lanka.

^g Department of Life Sciences, Faculty of Science, NSBM Green University, Homagama, 10200, Sri Lanka

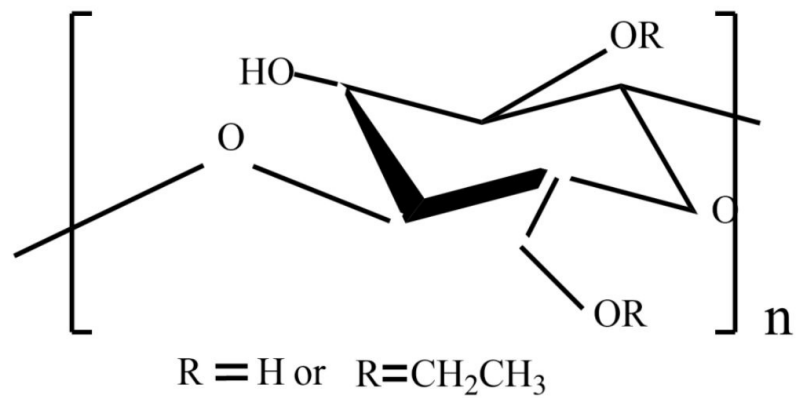
^h Department of Computer Engineering, Faculty of Engineering, University of Sri Jayewardenepura, Nugegoda 10250, Sri Lanka.

Corresponding author E-mail: danushi@sjp.ac.lk

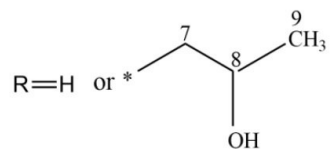
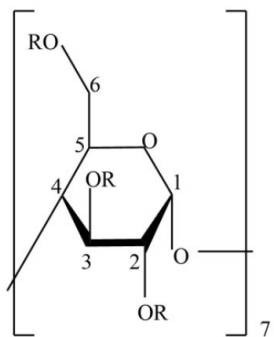
(a)



(b)



(c)



(d)

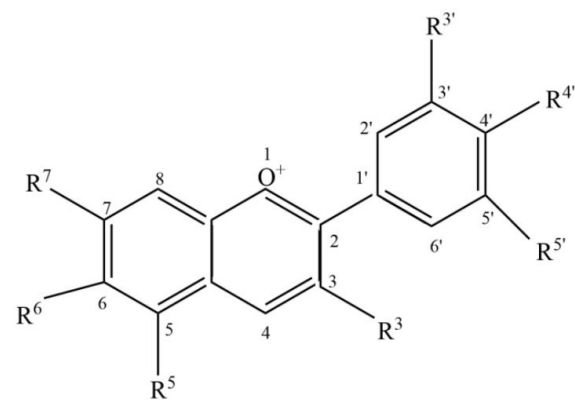


Figure S1. Chemical structures of (a) PVP (b) EC (c) BCD (d) ATH

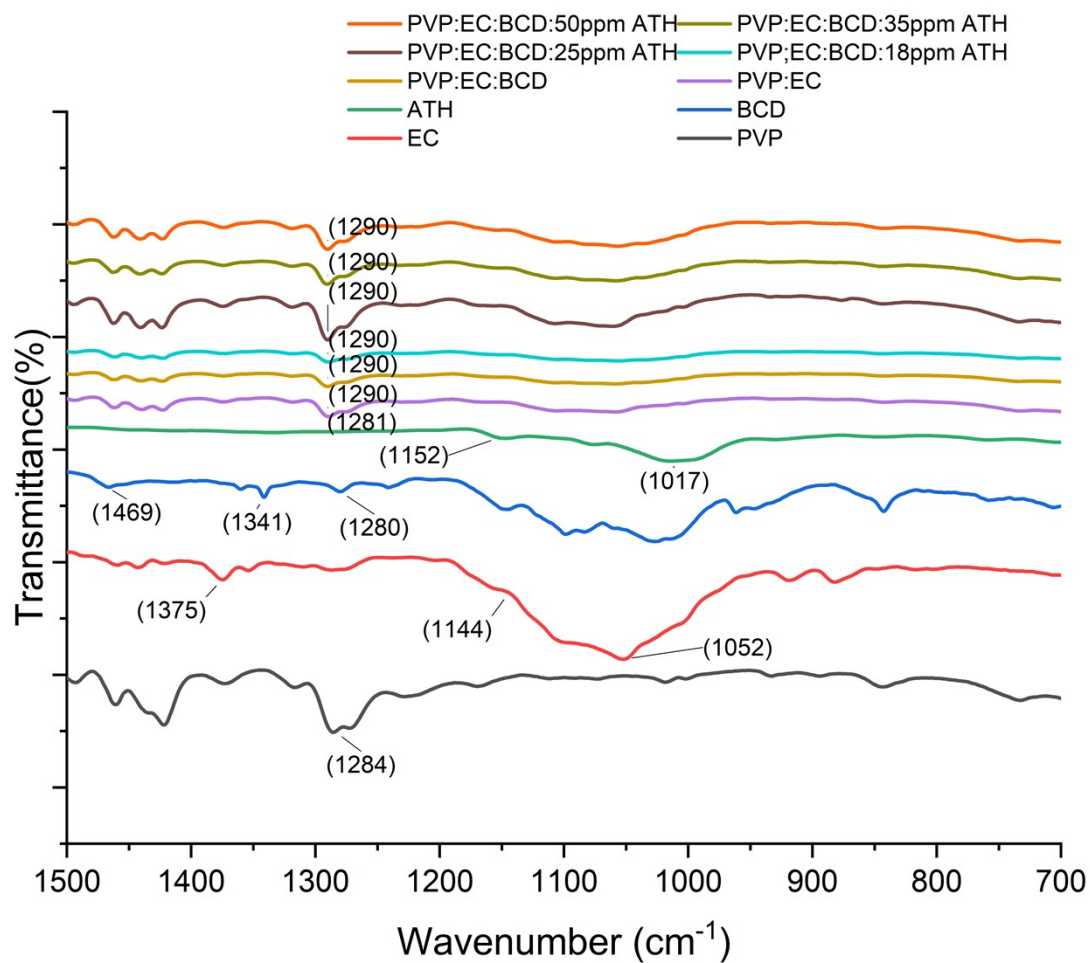



Figure S2. Enlarged FTIR spectra of the samples in the 700-1500 cm^{-1} wavelength range.


Day 1




After 4 weeks



After 8 weeks




After 12 weeks



After 2 weeks



After 6 weeks



After 10 weeks




Figure S3. Shelf life evaluation of pH-sensitive electrospun nanofiber mats over time points of day 1, 2 weeks, 4 weeks, 6 weeks, 8 weeks, 10 weeks, and 12 weeks.