

## A Visible Light-Promoted C-H Insertion Reaction of Diazoamides with 1,3-Diketone

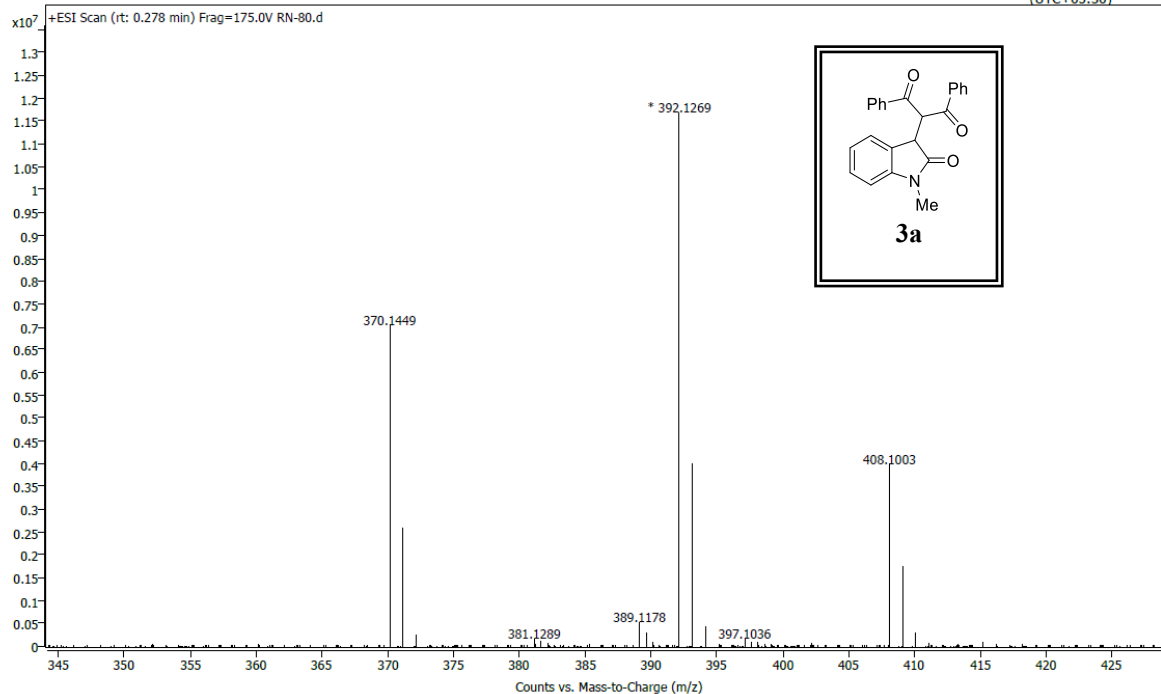
Selvaraj Hariharan, Sengodagounder Muthusamy\*

### HRMS Spectra for 3, 4, 5, 8, 9, 10 & 12.

#### Spectrum Plot Report



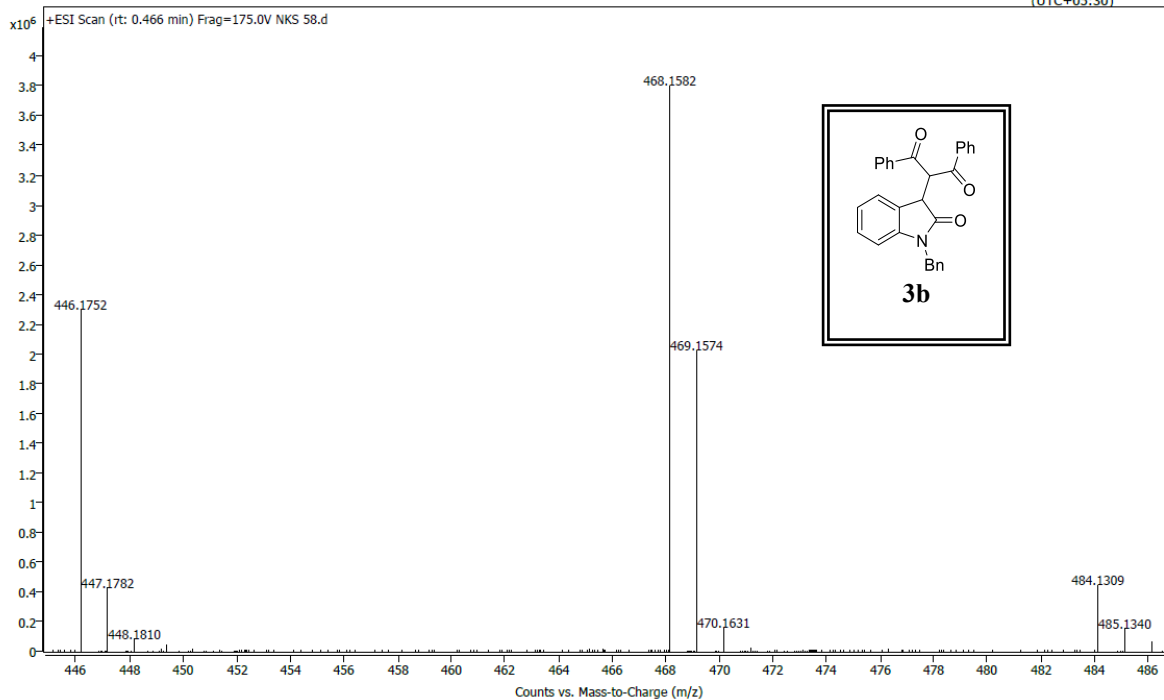
Name	RN-80	Rack Pos.	Instrument	Instrument 1	Operator
Inj. Vol. (ul)	10	Plate Pos.	IRM Status	Success	
Data File	RN-80.d	Method (Acq)	GCN-1.m	Comment	Acq. Time (Local) 08-11-2024 11:09:47 (UTC+05:30)



#### Spectrum Plot Report



Name	NKS 58	Rack Pos.	Instrument	Instrument 1	Operator
Inj. Vol. (ul)	10	Plate Pos.	IRM Status	Success	
Data File	NKS 58.d	Method (Acq)	GCN-1.m	Comment	Acq. Time (Local) 27-06-2024 11:08:05 (UTC+05:30)



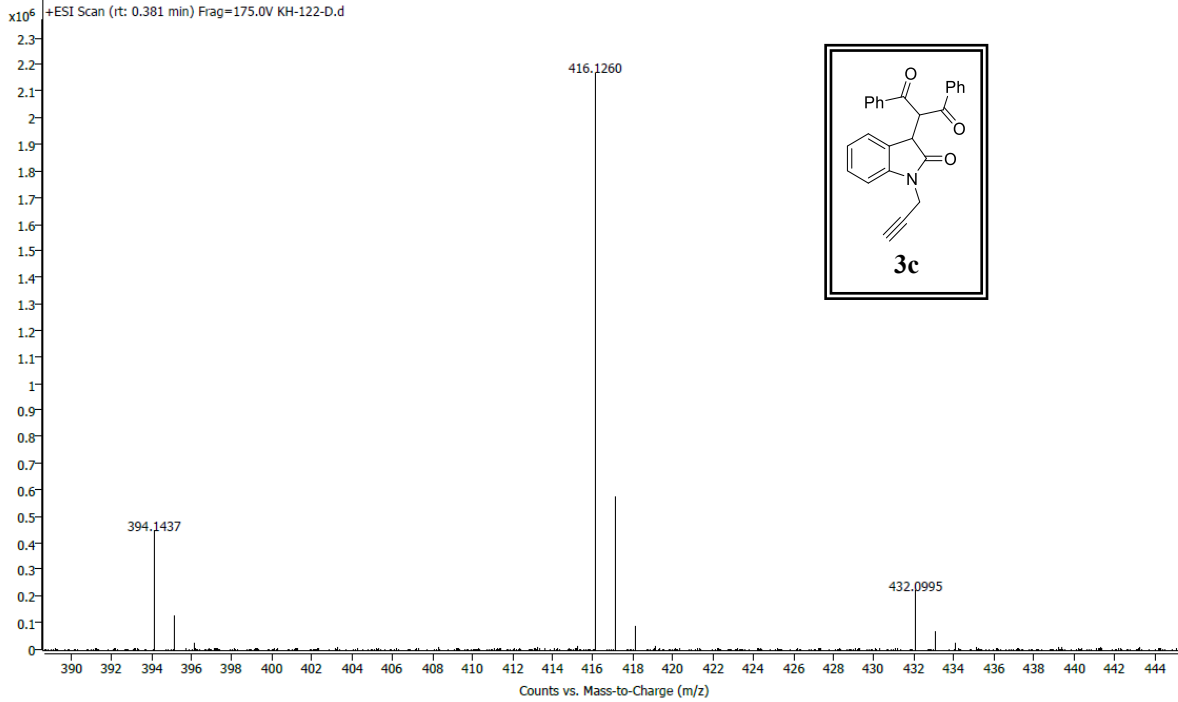
# A Visible Light-Promoted C-H Insertion Reaction of Diazoamides with 1,3-Diketone

Selvaraj Hariharan, Sengodagounder Muthusamy\*

## Spectrum Plot Report

Agilent | Trusted Answers

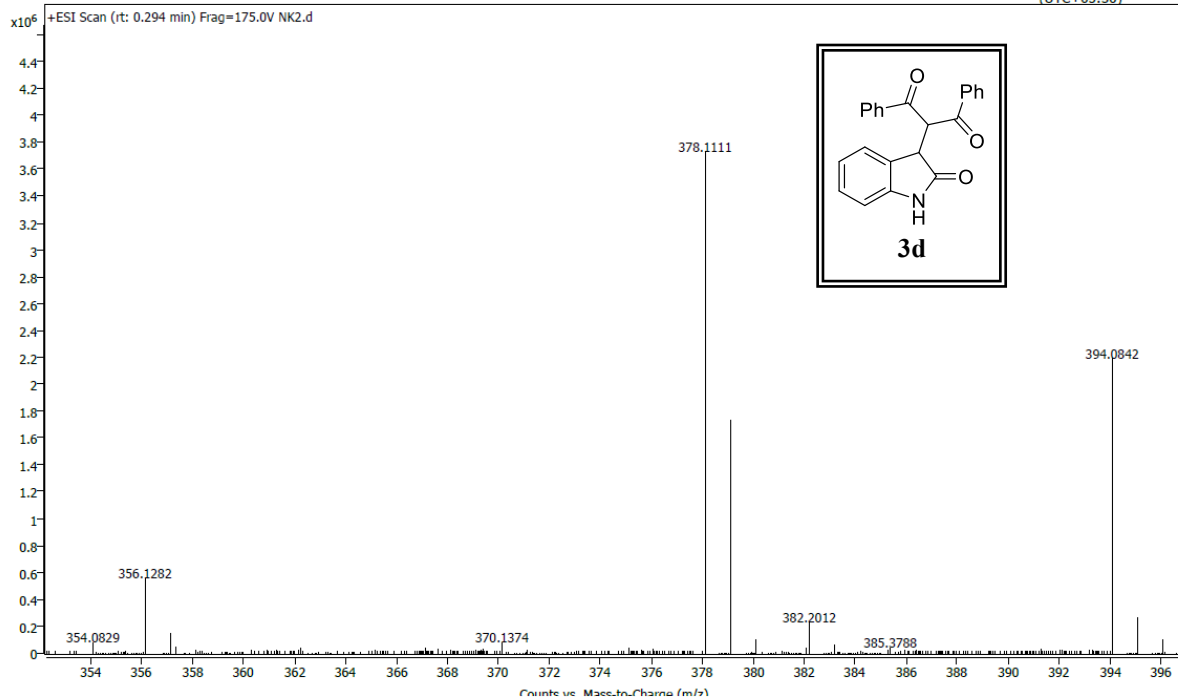
Name	KH-122-D	Rack Pos.		Instrument	QTOF	Operator	
Inj. Vol. (ul)	2	Plate Pos.		IRM Status	Success		
Data File	KH-122-D.d	Method (Acq)	GCN-NORMAL1.m	Comment		Acq. Time (Local)	30-11-2023 15:16:08 (UTC+05:30)



## Spectrum Plot Report

Agilent | Trusted Answers

Name	NK2	Rack Pos.		Instrument	Instrument 1	Operator	
Inj. Vol. (ul)	2	Plate Pos.		IRM Status	Success		
Data File	NK2.d	Method (Acq)	GCN-1.m	Comment		Acq. Time (Local)	10-05-2024 13:43:54 (UTC+05:30)



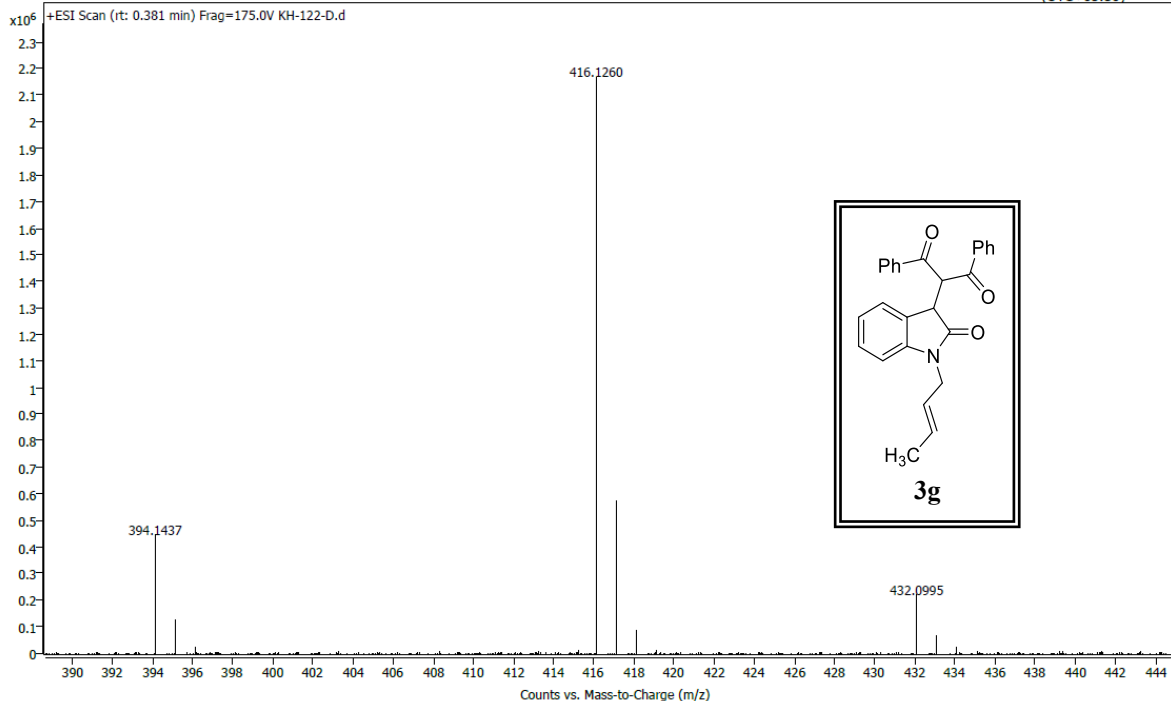
# A Visible Light-Promoted C-H Insertion Reaction of Diazoamides with 1,3-Diketone

Selvaraj Hariharan, Sengodagounder Muthusamy\*

## Spectrum Plot Report

Agilent | Trusted Analyzers

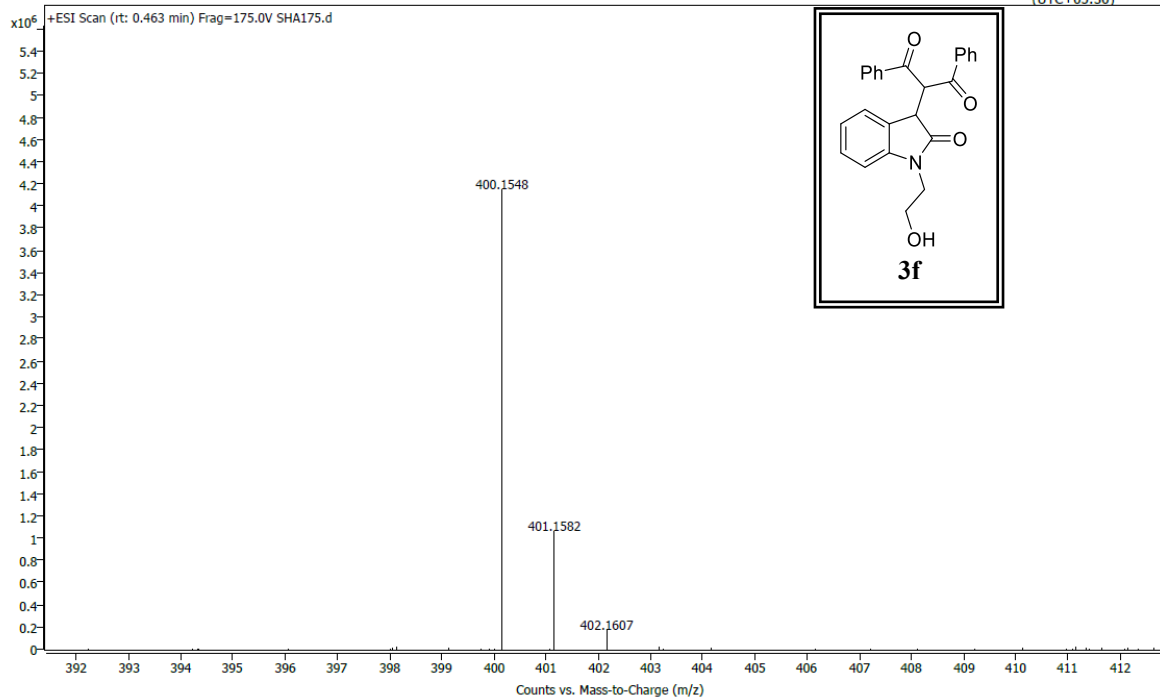
Name	KH-122-D	Rack Pos.	Instrument	QTOF	Operator
Inj. Vol. (ul)	2	Plate Pos.	IRM Status	Success	
Data File	KH-122-D.d	Method (Acq)	GCN-NORMAL1.m	Comment	Acq. Time (Local) 30-11-2023 15:16:08 (UTC+05:30)



## Spectrum Plot Report

Agilent | Trusted Analyzers

Name	SHA175	Rack Pos.	Instrument	QTOF	Operator
Inj. Vol. (ul)	2	Plate Pos.	IRM Status	Success	
Data File	SHA175.d	Method (Acq)	GCN-NORMAL1.m	Comment	Acq. Time (Local) 11-12-2023 16:54:55 (UTC+05:30)



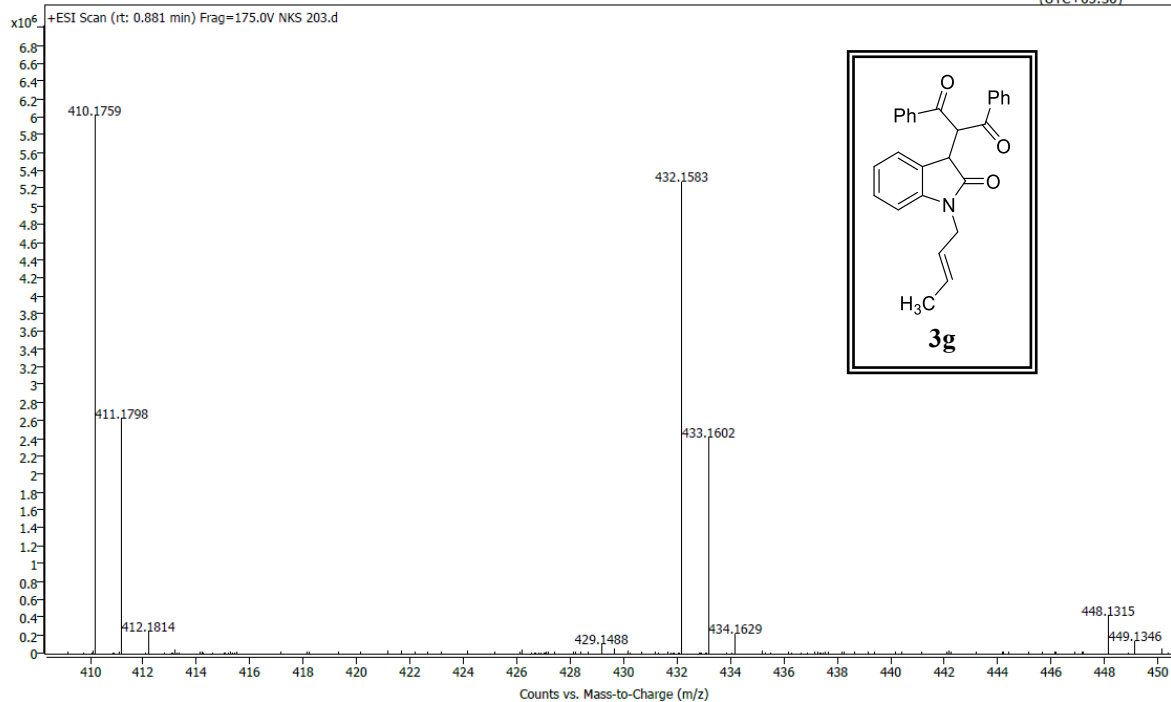
# A Visible Light-Promoted C-H Insertion Reaction of Diazoamides with 1,3-Diketone

Selvaraj Hariharan, Sengodagounder Muthusamy\*

## Spectrum Plot Report

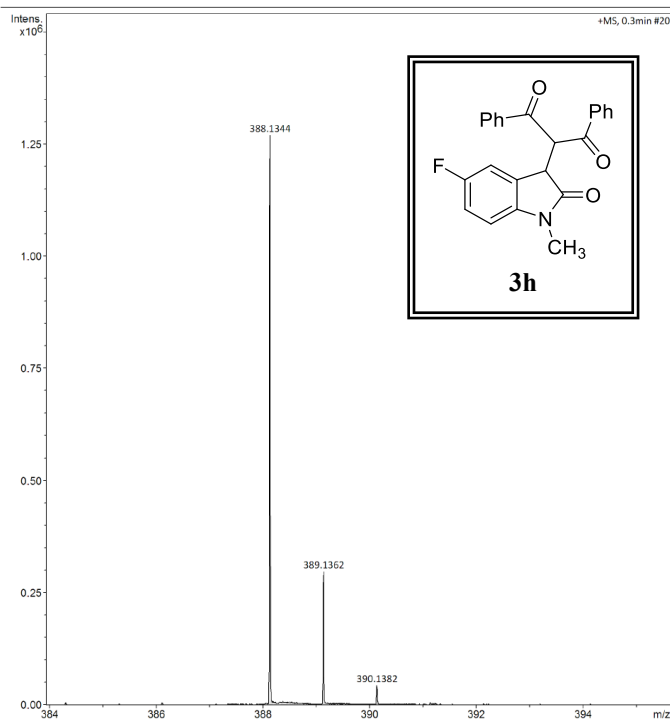


Name	NKS 203	Rack Pos.		Instrument	Instrument 1	Operator	
Inj. Vol. (ul)	10	Plate Pos.		IRM Status	Success		
Data File	NKS 203.d	Method (Acq)	GCN-1.m	Comment		Acq. Time (Local)	27-06-2024 11:09:43 (UTC+05:30)



### Acquisition Parameter

Source Type	ESI	Ion Polarity	Positive	Set Nebulizer	0.3 Bar
Focus	Not active	Set Capillary	3000 V	Set Dry Heater	180 °C
Scan Begin	50 m/z	Set End Plate Offset	-500 V	Set Dry Gas	4.0 l/min
Scan End	1500 m/z	Set Charging Voltage	0 V	Set Divert Valve	Waste
		Set Corona	0 nA	Set APCI Heater	0 °C



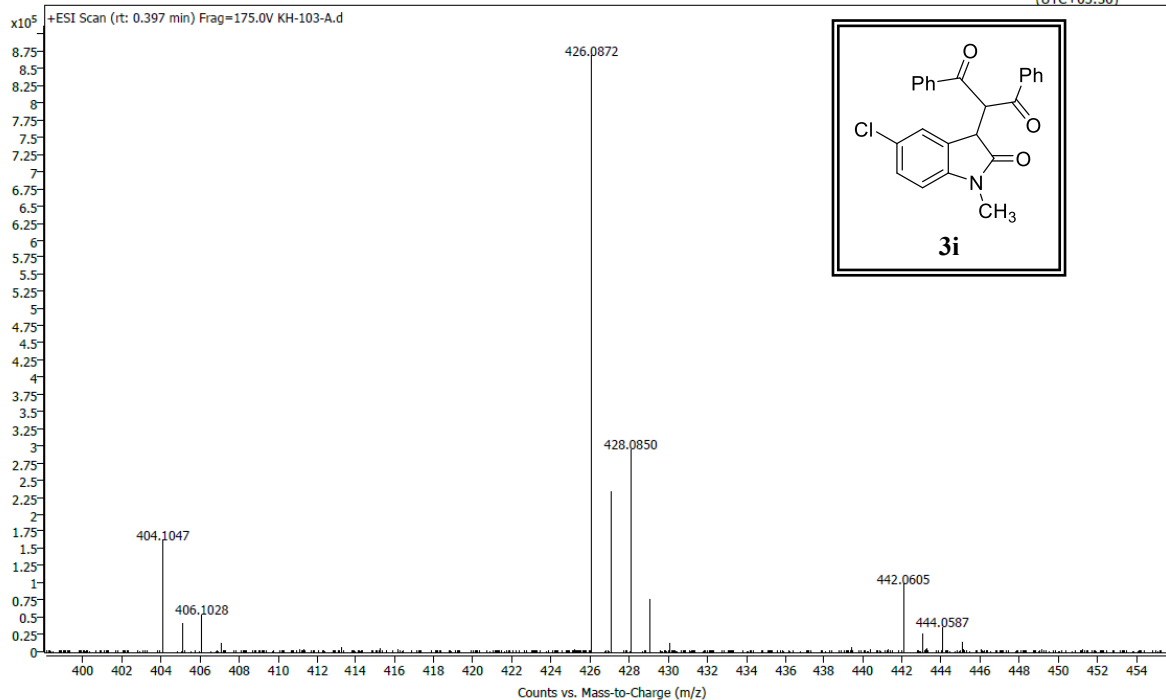
# A Visible Light-Promoted C-H Insertion Reaction of Diazoamides with 1,3-Diketone

Selvaraj Hariharan, Sengodagounder Muthusamy\*

## User Spectrum Plot Report

Agilent | Trusted Answers

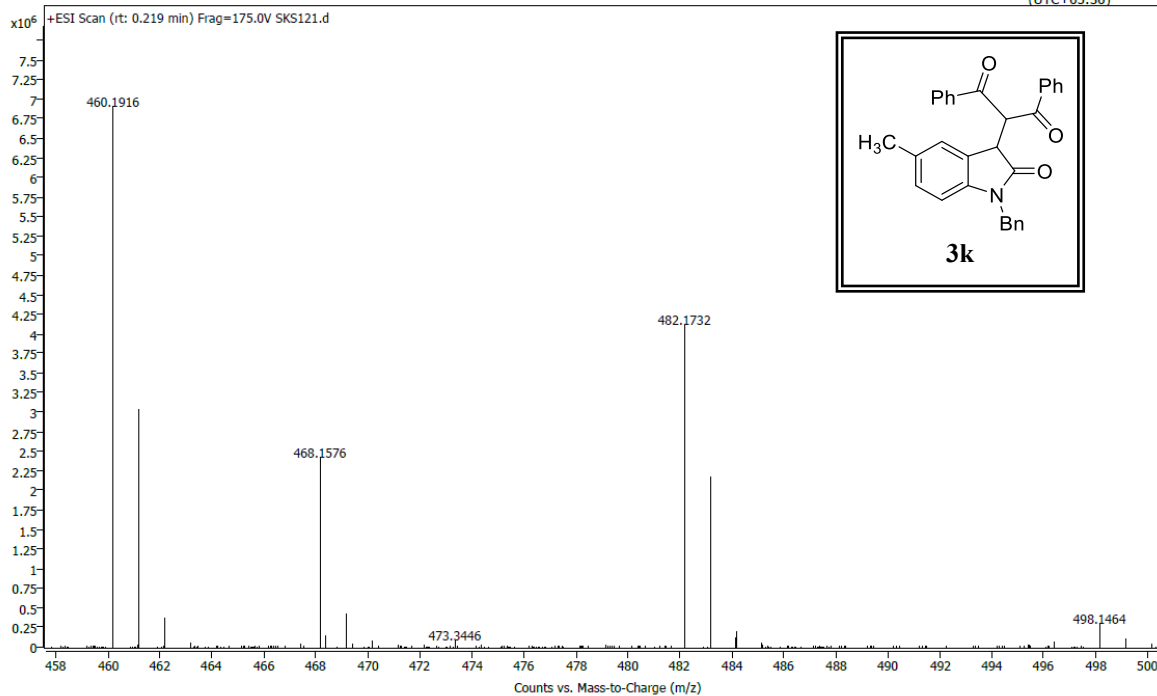
Name	KH-103-A	Rack Pos.		Instrument	QTOF	Operator	
Inj. Vol. (ul)	2	Plate Pos.		IRM Status	Success		
Data File	KH-103-A.d	Method (Acq)	GCN-NORMAL1.m	Comment		Acq. Time (Local)	30-11-2023 15:17:50 (UTC+05:30)



## Spectrum Plot Report

Agilent | Trusted Answers

Name	SKS121	Rack Pos.		Instrument	Instrument 1	Operator	
Inj. Vol. (ul)	10	Plate Pos.		IRM Status	Success		
Data File	SKS121.d	Method (Acq)	GCN-1.m	Comment		Acq. Time (Local)	11-07-2024 11:54:16 (UTC+05:30)



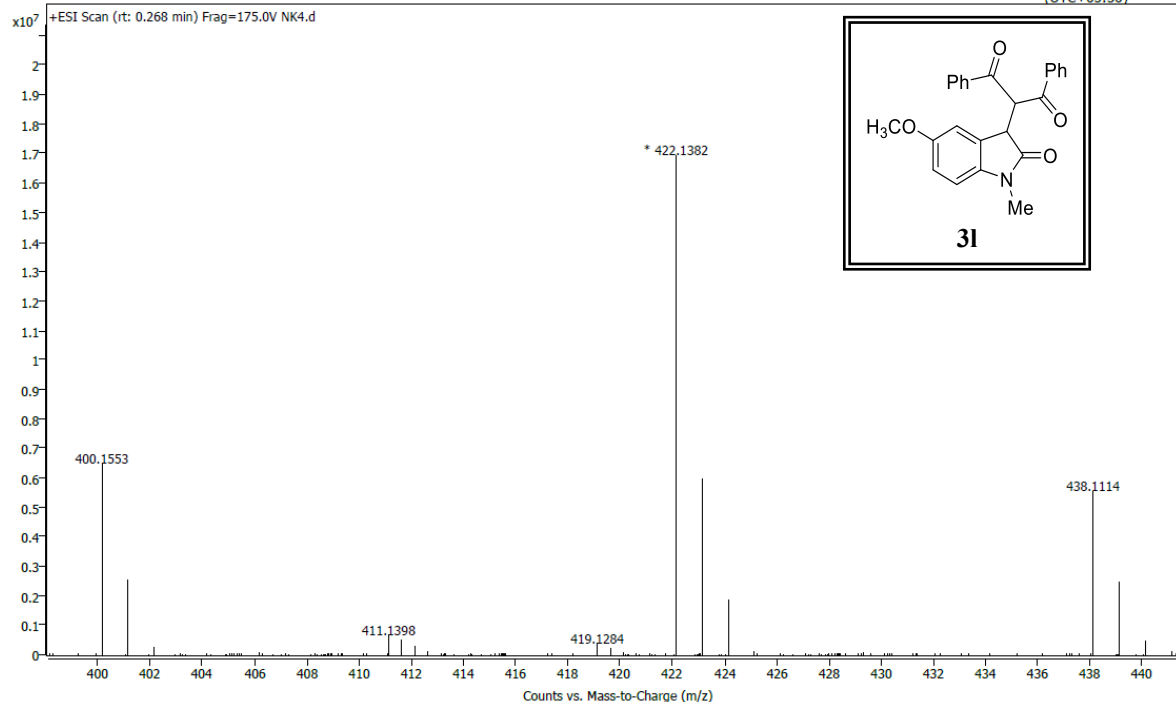
# A Visible Light-Promoted C-H Insertion Reaction of Diazoamides with 1,3-Diketone

Selvaraj Hariharan, Sengodagounder Muthusamy\*

## Spectrum Plot Report

Agilent | Trusted Answers

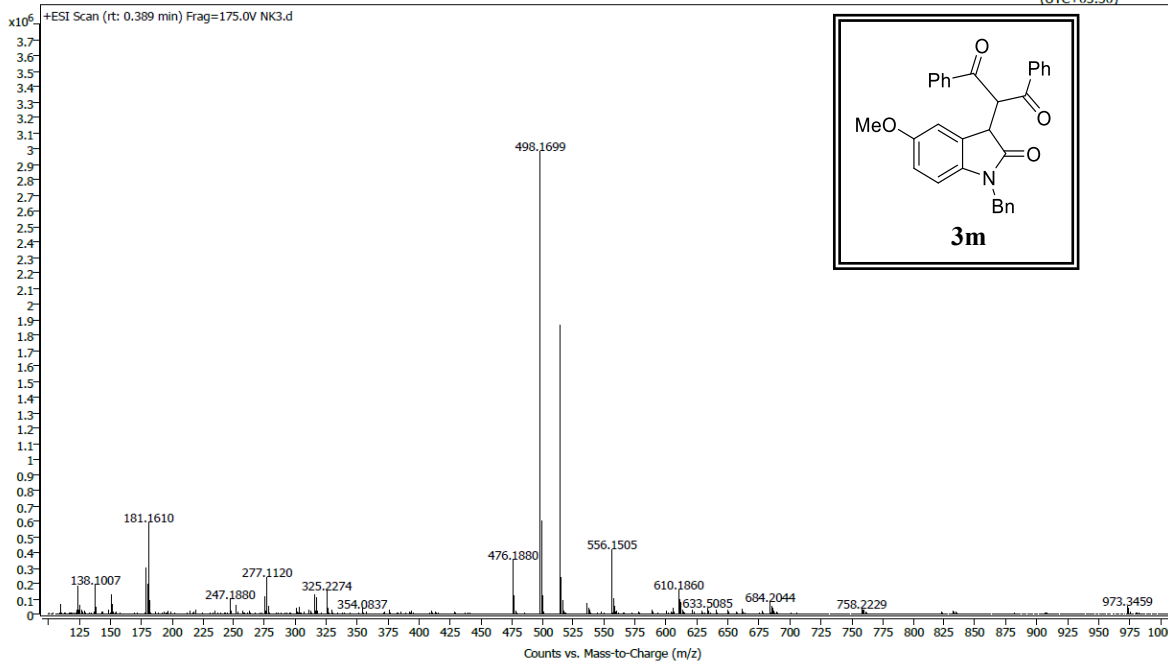
Name	NK4	Rack Pos.		Instrument	Instrument 1	Operator	
Inj. Vol. (ul)	2	Plate Pos.		IRM Status	Success		
Data File	NK4.d	Method (Acq)	GCN-1.m	Comment		Acq. Time (Local)	10-05-2024 13:47:14 (UTC+05:30)



## Spectrum Plot Report

Agilent | Trusted Answers

Name	NK3	Rack Pos.		Instrument	Instrument 1	Operator	
Inj. Vol. (ul)	2	Plate Pos.		IRM Status	Success		
Data File	NK3.d	Method (Acq)	GCN-1.m	Comment		Acq. Time (Local)	07-05-2024 16:09:10 (UTC+05:30)



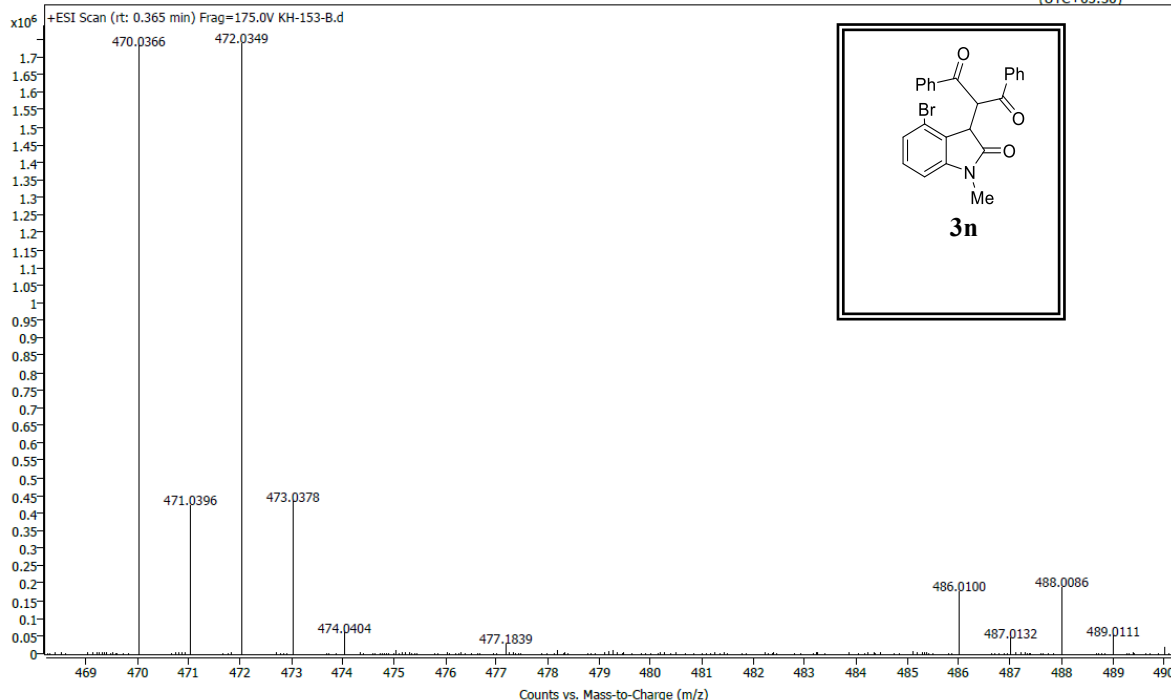
# A Visible Light-Promoted C-H Insertion Reaction of Diazoamides with 1,3-Diketone

Selvaraj Hariharan, Sengodagounder Muthusamy\*

## Spectrum Plot Report

Agilent | Trusted Analyzers

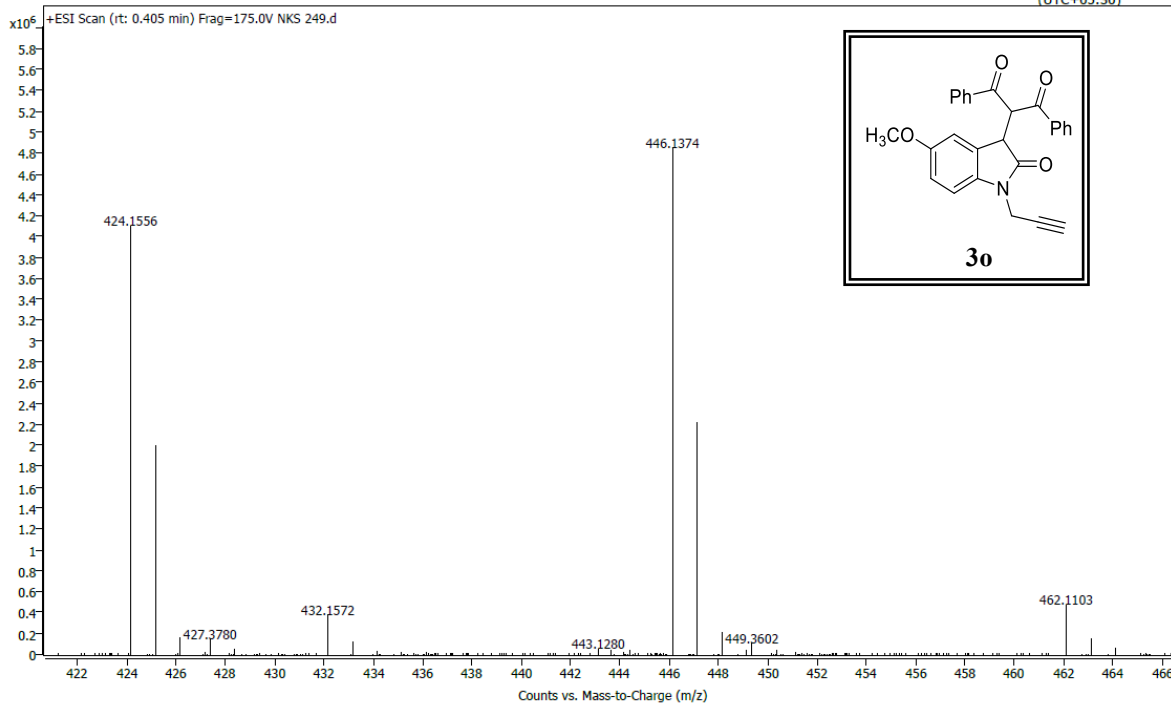
Name	KH-153-B	Rack Pos.	Instrument	QTOF	Operator
Inj. Vol. (ul)	2	Plate Pos.	IRM Status	Success	
Data File	KH-153-B.d	Method (Acq)	GCN-NORMAL1.m	Comment	Acq. Time (Local) 30-11-2023 15:12:42 (UTC+05:30)



## Spectrum Plot Report

Agilent | Trusted Analyzers

Name	NKS 249	Rack Pos.	Instrument	Instrument 1	Operator
Inj. Vol. (ul)	10	Plate Pos.	IRM Status	Success	
Data File	NKS 249.d	Method (Acq)	GCN-1.m	Comment	Acq. Time (Local) 27-06-2024 11:11:22 (UTC+05:30)



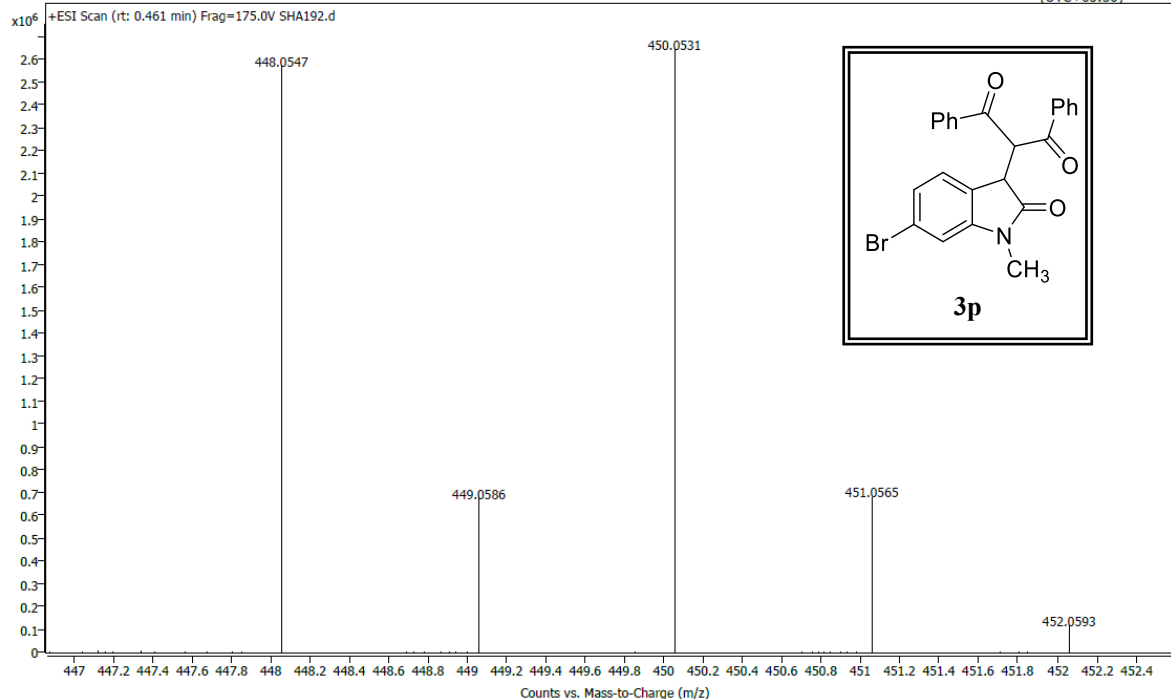
# A Visible Light-Promoted C-H Insertion Reaction of Diazoamides with 1,3-Diketone

Selvaraj Hariharan, Sengodagounder Muthusamy\*

## Spectrum Plot Report



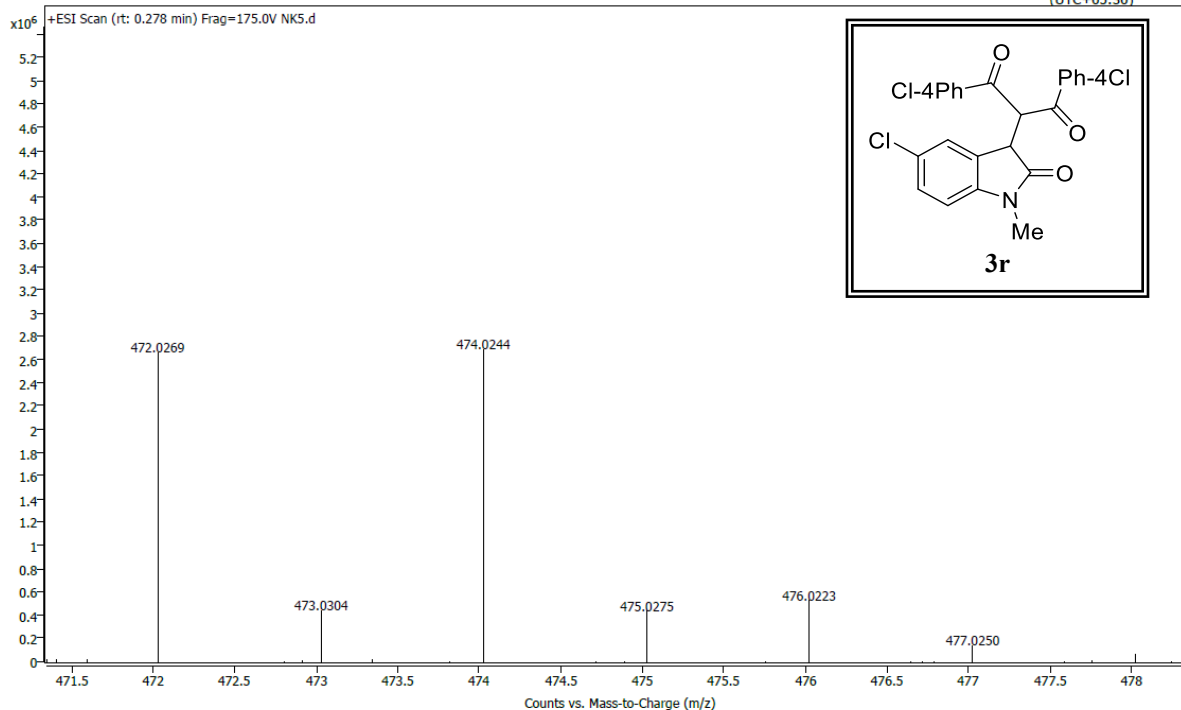
Name	SHA192	Rack Pos.		Instrument	QTOF	Operator	
Inj. Vol. (ul)	2	Plate Pos.		IRM Status	Success		
Data File	SHA192.d	Method (Acq)	GCN-NORMAL1.m	Comment		Acq. Time (Local)	11-12-2023 16:56:41 (UTC+05:30)



## Spectrum Plot Report



Name	NK5	Rack Pos.		Instrument	Instrument 1	Operator	
Inj. Vol. (ul)	2	Plate Pos.		IRM Status	Success		
Data File	NK5.d	Method (Acq)	GCN-1.m	Comment		Acq. Time (Local)	10-05-2024 13:48:53 (UTC+05:30)



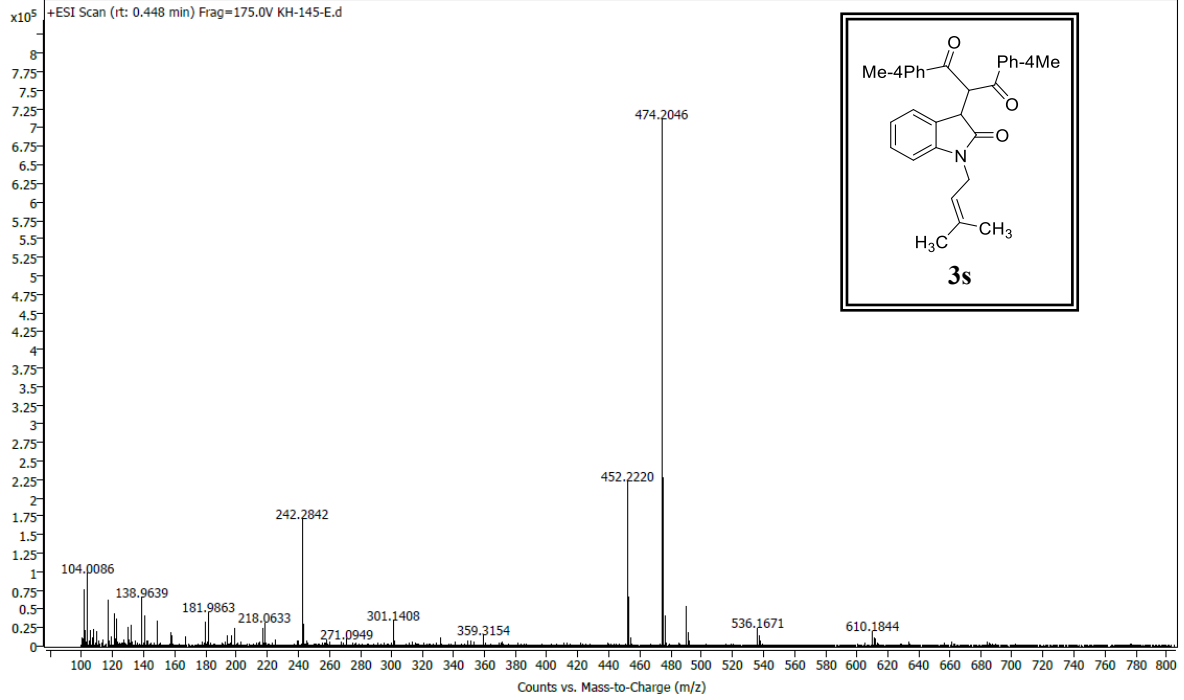
# A Visible Light-Promoted C-H Insertion Reaction of Diazoamides with 1,3-Diketone

Selvaraj Hariharan, Sengodagounder Muthusamy\*

## Spectrum Plot Report

Agilent | Trusted Answers

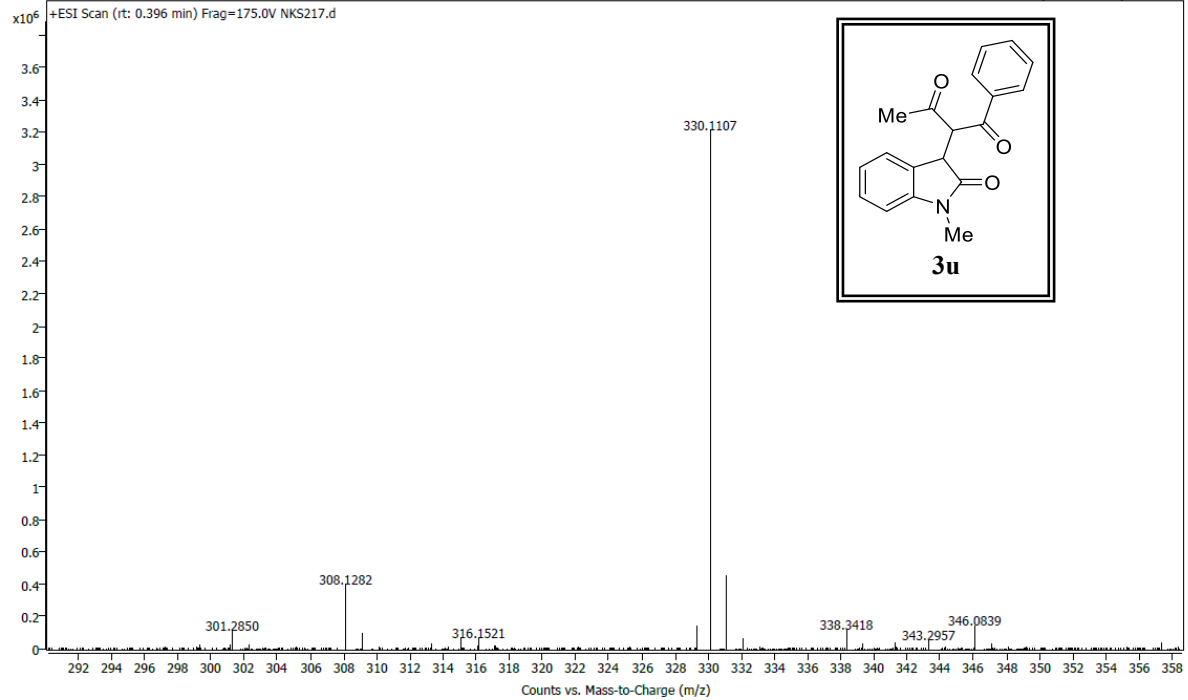
Name	KH-145-E	Rack Pos.	Instrument	QTOF	Operator
Inj. Vol. (ul)	2	Plate Pos.	IRM Status	Success	
Data File	KH-145-E.d	Method (Acq)	GCN-NORMAL1.m	Comment	Acq. Time (Local) 30-11-2023 15:07:21 (UTC+05:30)



## Spectrum Plot Report

Agilent | Trusted Answers

Name	NKS217	Rack Pos.	Instrument	Instrument 1	Operator
Inj. Vol. (ul)	10	Plate Pos.	IRM Status	Success	
Data File	NKS217.d	Method (Acq)	GCN-1.m	Comment	Acq. Time (Local) 09-07-2024 11:14:23 (UTC+05:30)



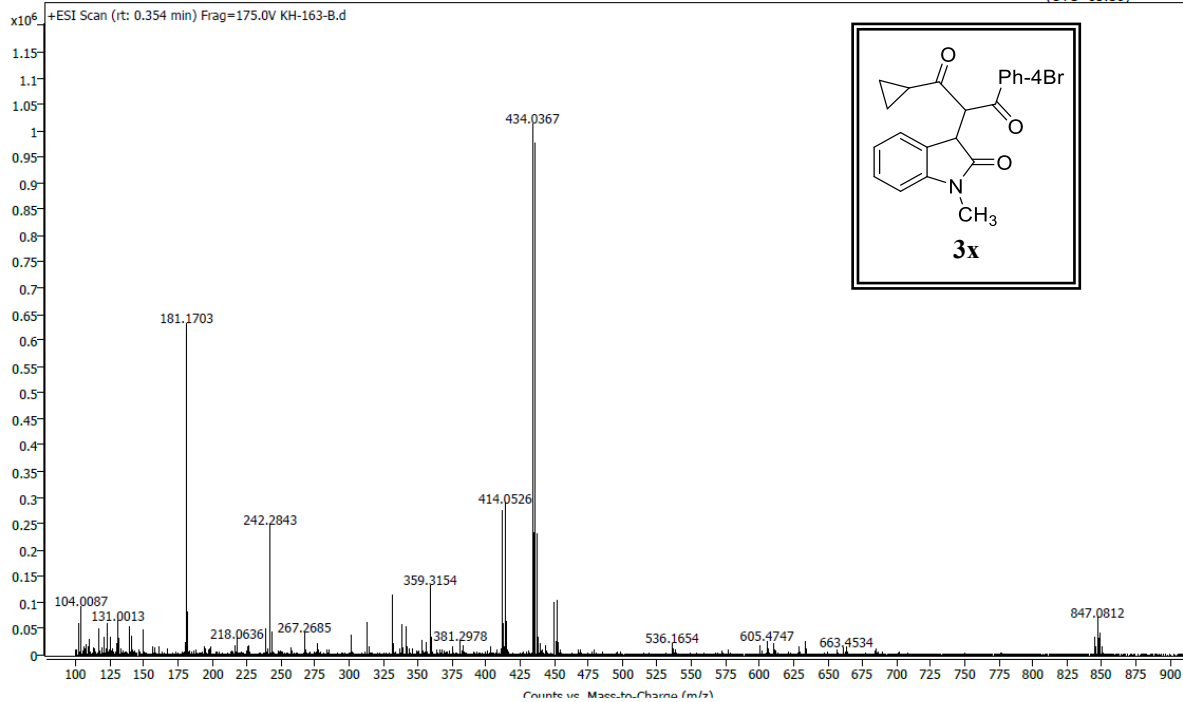
# A Visible Light-Promoted C-H Insertion Reaction of Diazoamides with 1,3-Diketone

Selvaraj Hariharan, Sengodagounder Muthusamy\*

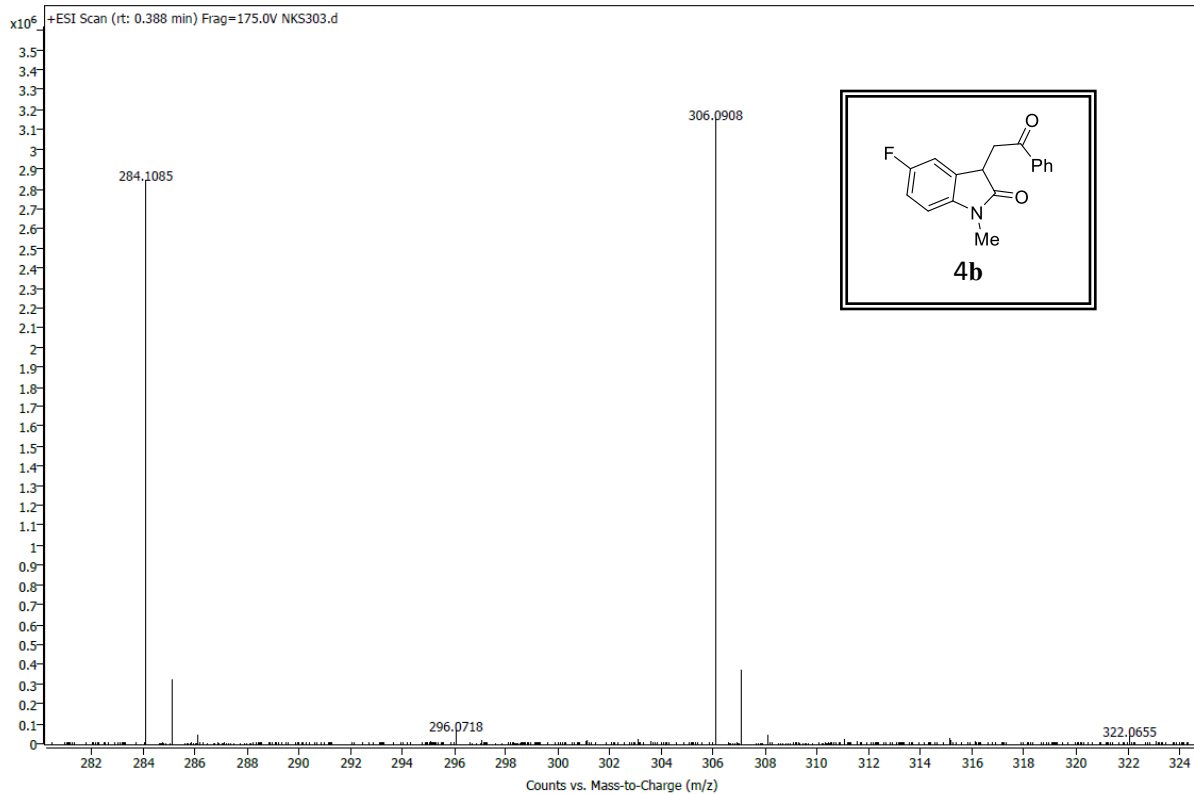
## Spectrum Plot Report



Name	KH-163-B	Rack Pos.		Instrument	QTOF	Operator	
Inj. Vol. (ul)	2	Plate Pos.		IRM Status	Success		
Data File	KH-163-B.d	Method (Acq)	GCN-NORMAL1.m	Comment		Acq. Time (Local)	30-11-2023 15:09:15 (UTC+05:30)

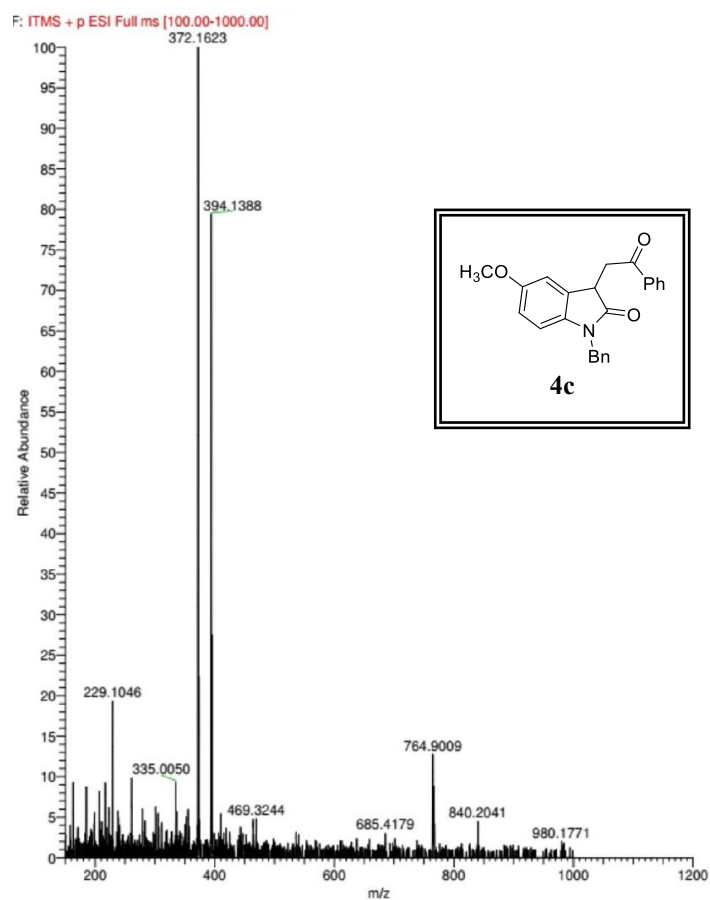


## User Spectrum Plot Report



# A Visible Light-Promoted C-H Insertion Reaction of Diazoamides with 1,3-Diketone

Selvaraj Hariharan, Sengodagounder Muthusamy\*

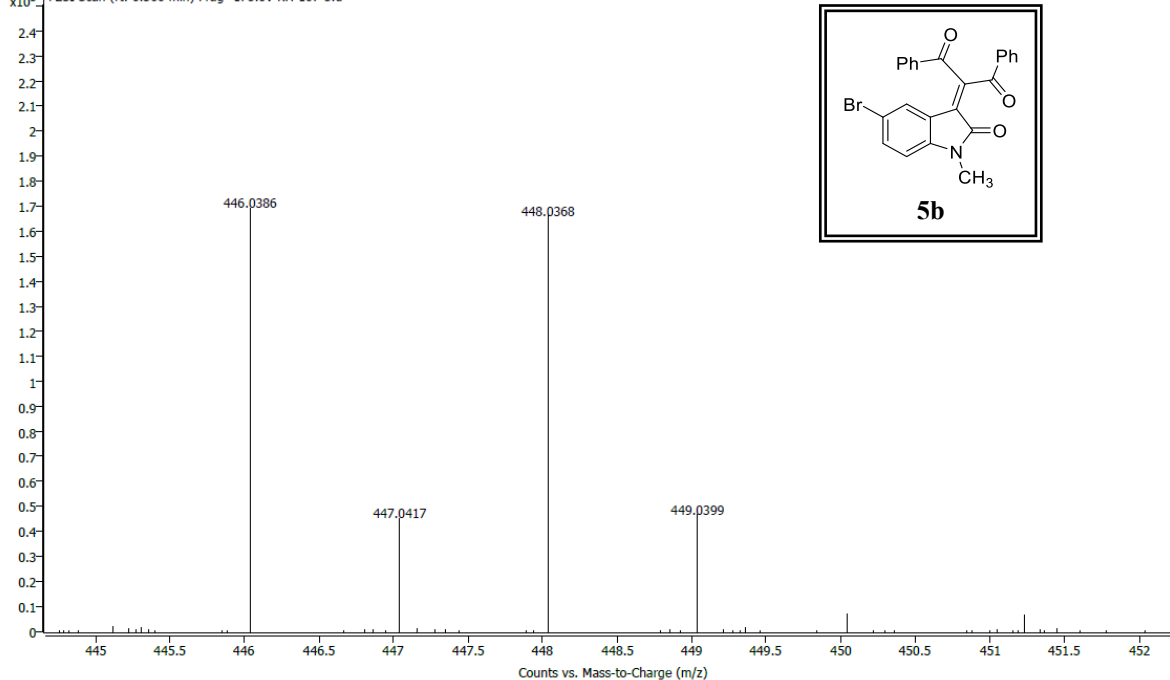


## Spectrum Plot Report

Agilent | Trusted Answers

Name	KH-167-3	Rack Pos.	Instrument	QTOF	Operator
Inj. Vol. (ul)	2	Plate Pos.	IRM Status	Success	
Data File	KH-167-3.d	Method (Acq)	GCN-NORMAL1.m		Acq. Time (Local) 30-11-2023 15:14:24 (UTC+05:30)

x10<sup>5</sup> +ESI Scan (rt: 0.366 min) Frag=175.0V KH-167-3.d



# A Visible Light-Promoted C-H Insertion Reaction of Diazoamides with 1,3-Diketone

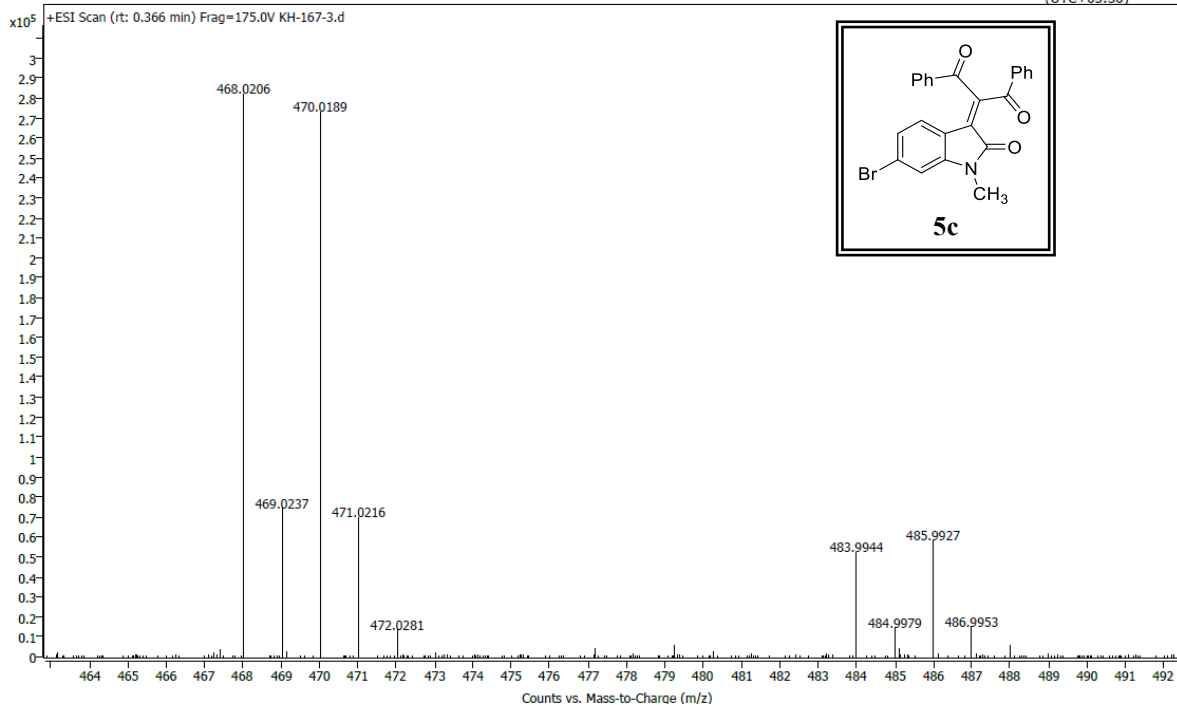
Selvaraj Hariharan, Sengodagounder Muthusamy\*

## Spectrum Plot Report

Agilent | Trusted Answers

Name	KH-167-3	Rack Pos.	Instrument	QTOF	Operator
Inj. Vol. (ul)	2	Plate Pos.	IRM Status	Success	
Data File	KH-167-3.d	Method (Acq)	GCN-NORMAL1.m	Comment	Acq. Time (Local)

30-11-2023 15:14:24  
(UTC+05:30)

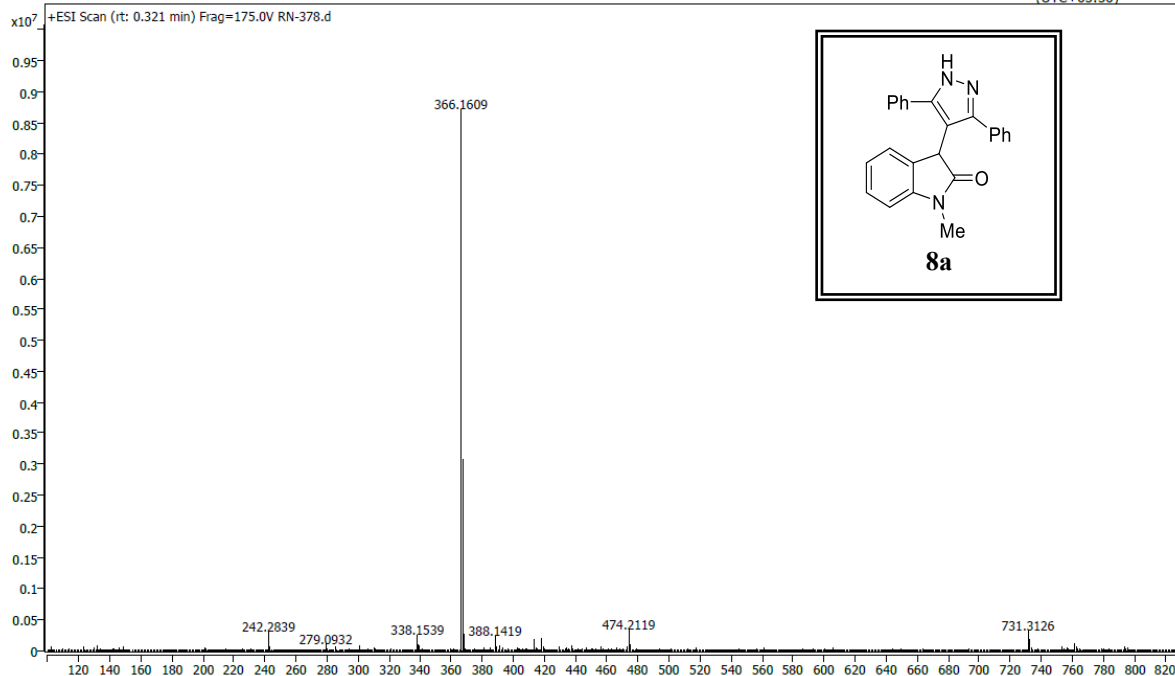


## Spectrum Plot Report

Agilent | Trusted Answers

Name	RN-378	Rack Pos.	Instrument	Instrument 1	Operator
Inj. Vol. (ul)	10	Plate Pos.	IRM Status	Success	
Data File	RN-378.d	Method (Acq)	GCN-1.m	Comment	Acq. Time (Local)

08-11-2024 11:16:22  
(UTC+05:30)

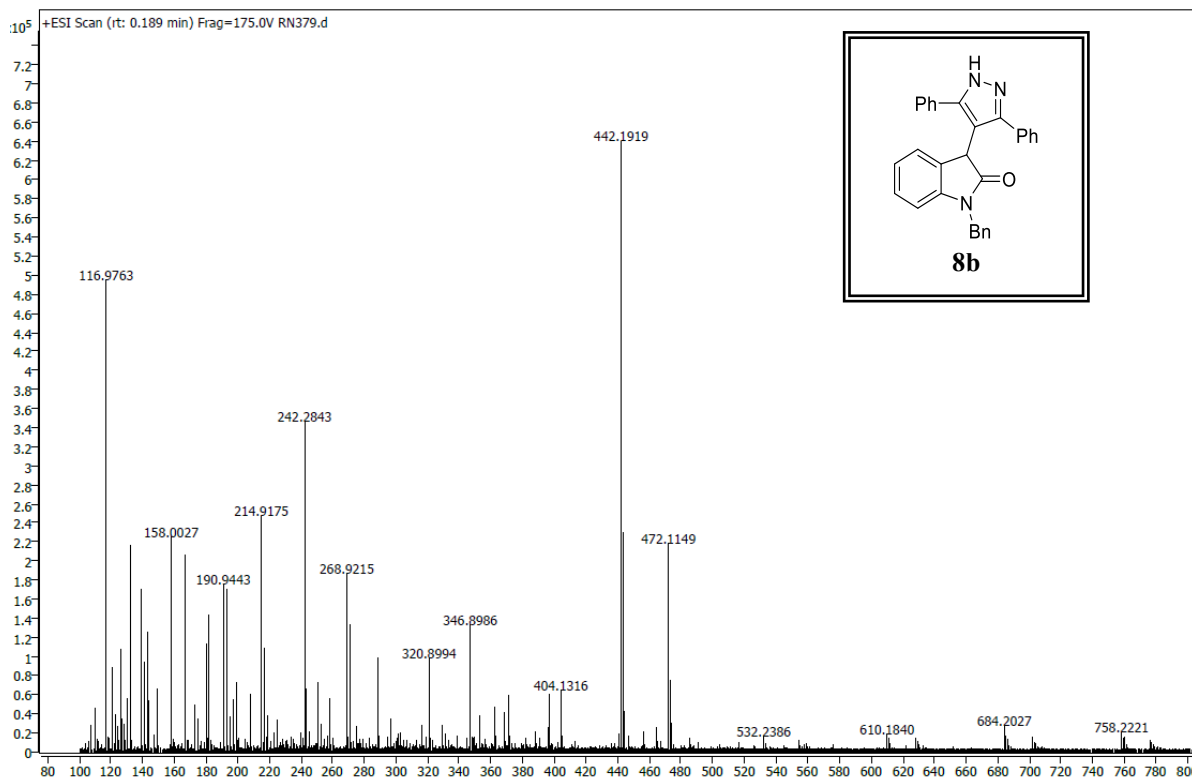


# A Visible Light-Promoted C-H Insertion Reaction of Diazoamides with 1,3-Diketone

Selvaraj Hariharan, Sengodagounder Muthusamy\*

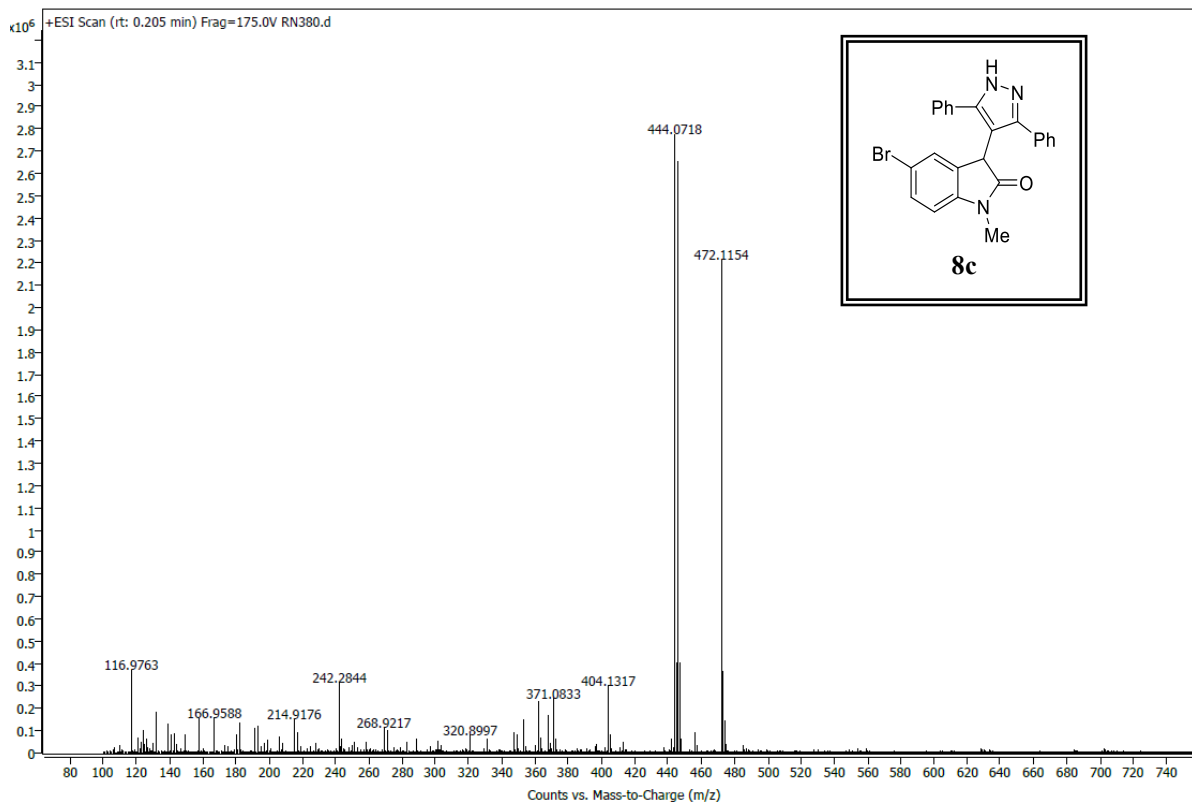
## User Spectrum Plot Report

Agilent | Trusted Answers



## User Spectrum Plot Report

Agilent | Trusted Answers



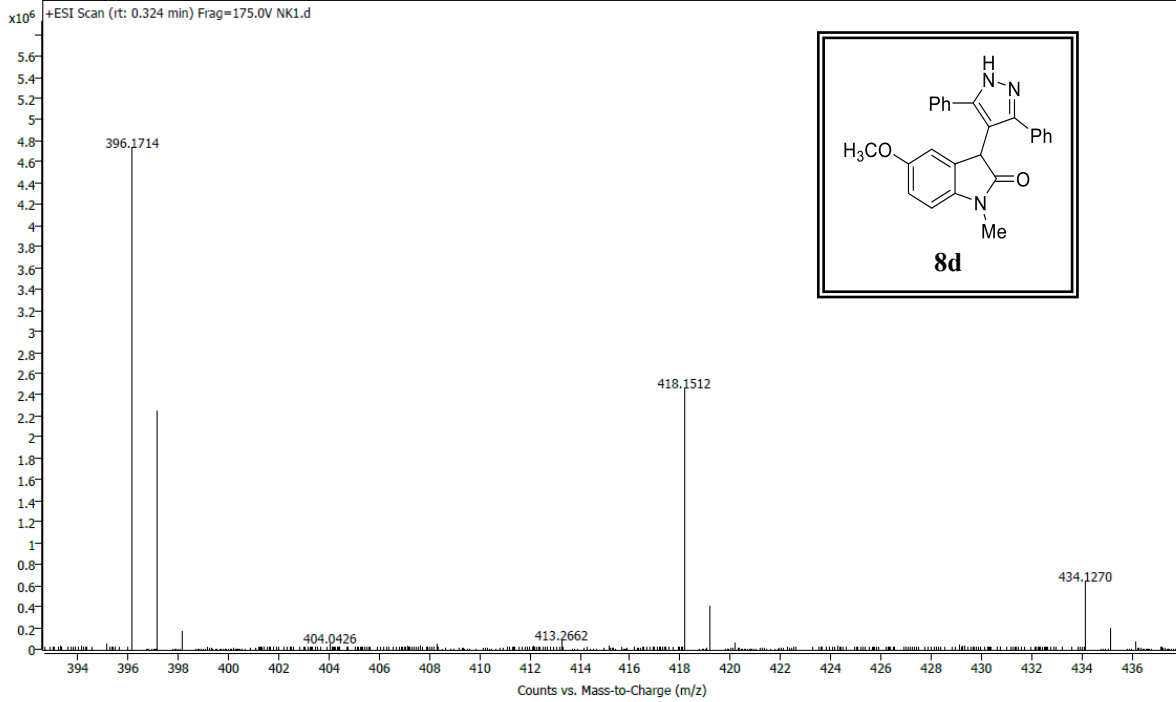
# A Visible Light-Promoted C-H Insertion Reaction of Diazoamides with 1,3-Diketone

Selvaraj Hariharan, Sengodagounder Muthusamy\*

## Spectrum Plot Report



Name	NK1	Rack Pos.		Instrument	Instrument 1	Operator	
Inj. Vol. (ul)	2	Plate Pos.		IRM Status	Success		
Data File	NK1.d	Method (Acq)	GCN-1.m	Comment		Acq. Time (Local)	10-05-2024 13:42:14 (UTC+05:30)



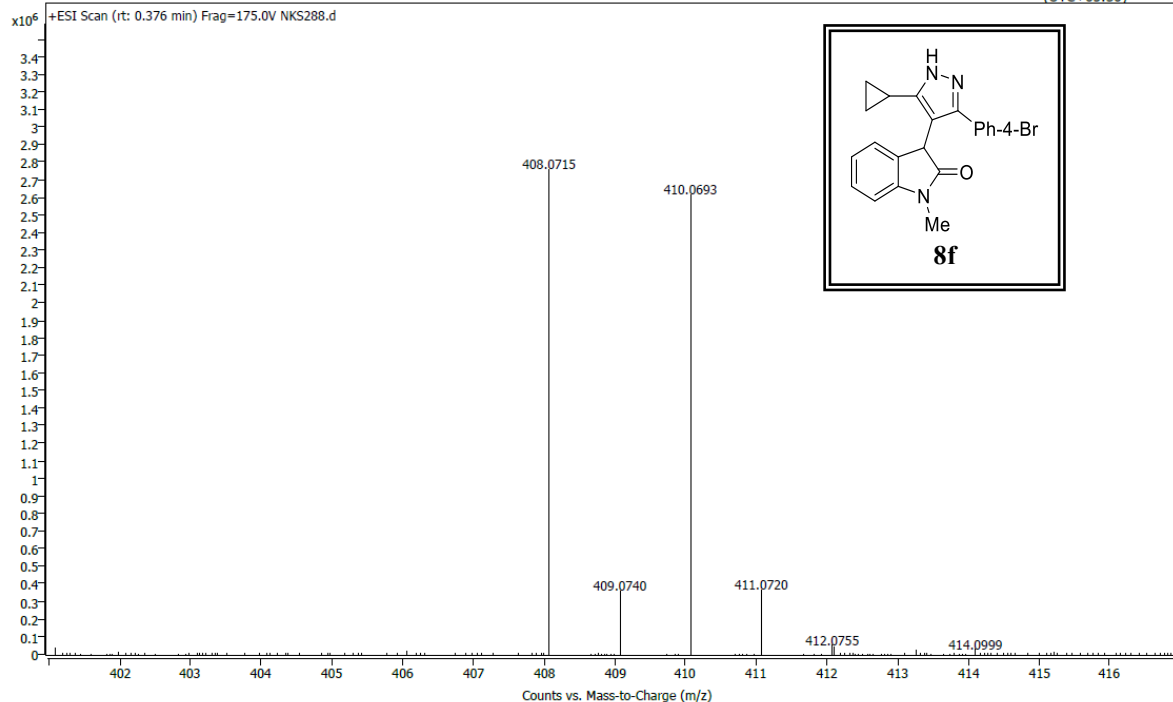
# A Visible Light-Promoted C-H Insertion Reaction of Diazoamides with 1,3-Diketone

Selvaraj Hariharan, Sengodagounder Muthusamy\*

## Spectrum Plot Report

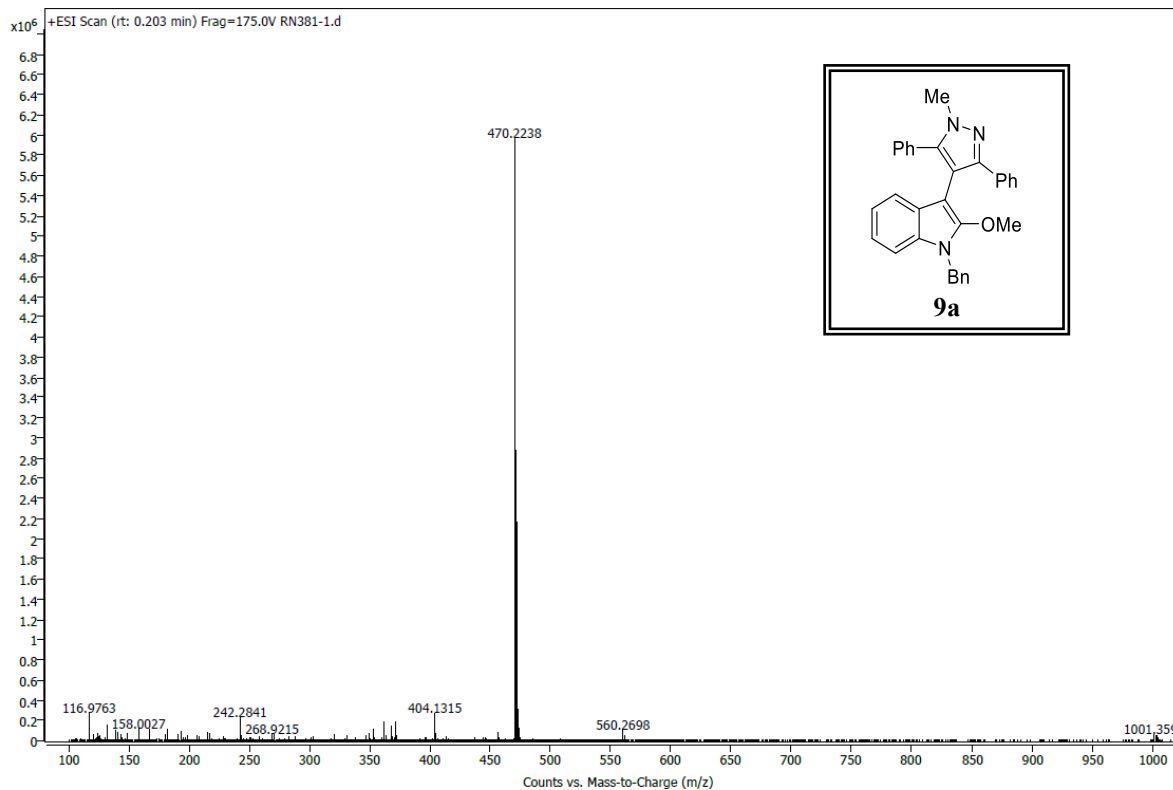
Agilent | Trusted Answers

Name	NKS288	Rack Pos.		Instrument	Instrument 1	Operator	
Inj. Vol. (ul)	10	Plate Pos.		IRM Status	Success		
Data File	NKS288.d	Method (Acq)	GCN-1.m	Comment		Acq. Time (Local)	25-06-2024 12:45:06 (UTC+05:30)



## User Spectrum Plot Report

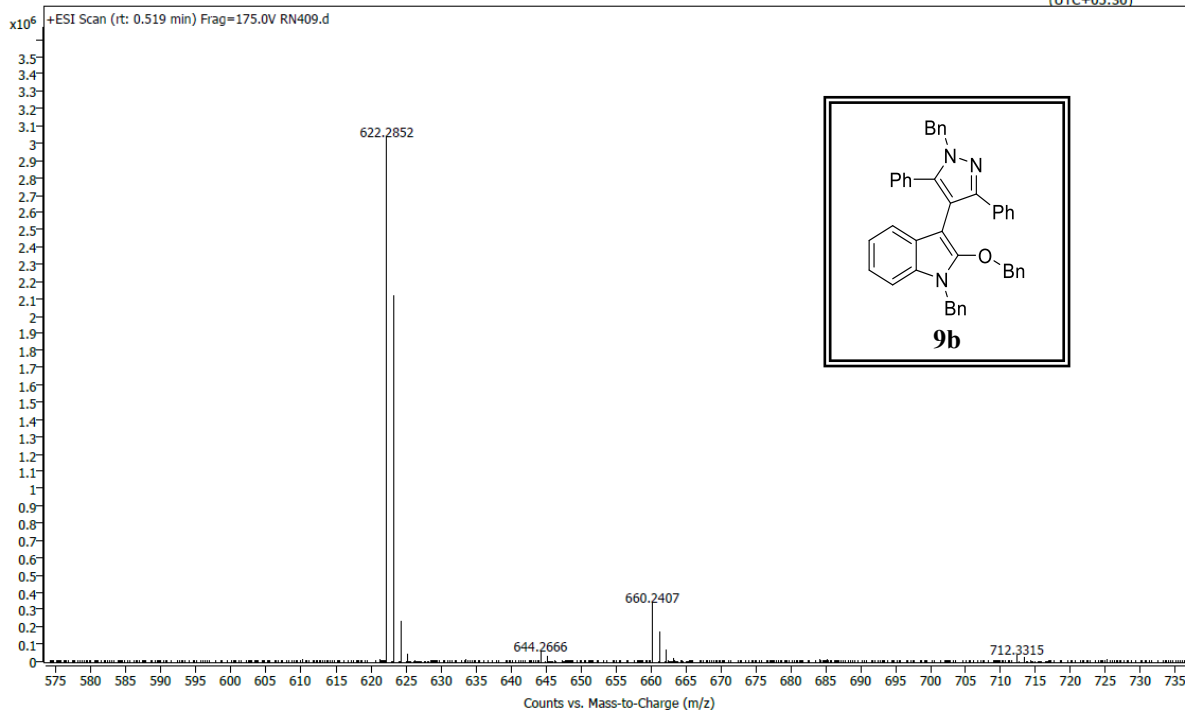
Agilent | Trusted Answers



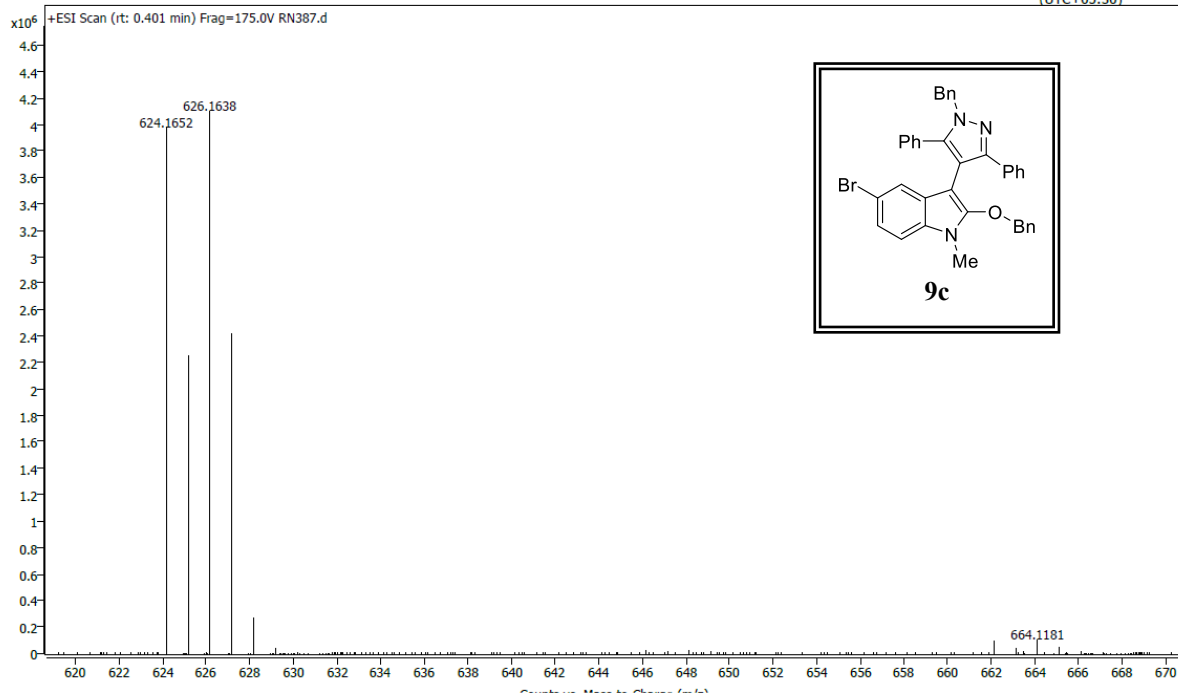
# A Visible Light-Promoted C-H Insertion Reaction of Diazoamides with 1,3-Diketone

Selvaraj Hariharan, Sengodagounder Muthusamy\*

Name	RN409	Rack Pos.	Instrument	Instrument 1	Operator
Inj. Vol. (ul)	10	Plate Pos.	IRM Status	Success	
Data File	RN409.d	Method (Acq)	GCN-1.m	Comment	Acq. Time (Local) 17-12-2024 15:29:40 (UTC+05:30)



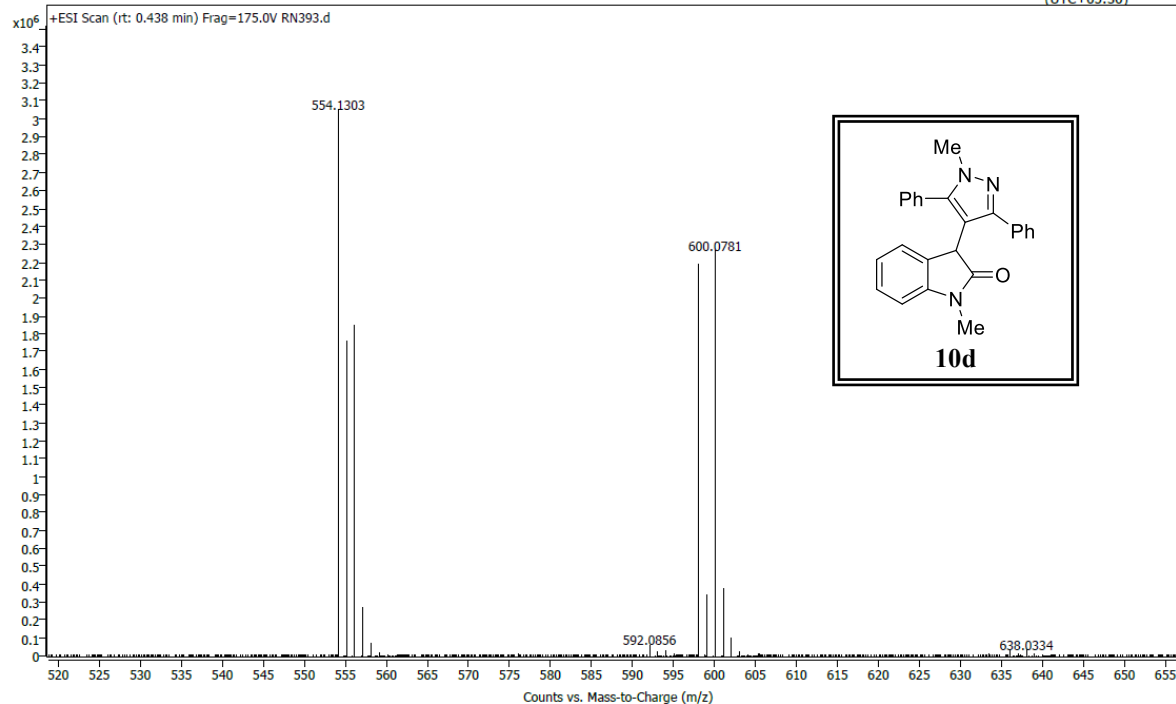
Name	RN387	Rack Pos.	Instrument	Instrument 1	Operator
Inj. Vol. (ul)	10	Plate Pos.	IRM Status	Success	
Data File	RN387.d	Method (Acq)	GCN-1.m	Comment	Acq. Time (Local) 17-12-2024 15:17:55 (UTC+05:30)



# A Visible Light-Promoted C-H Insertion Reaction of Diazoamides with 1,3-Diketone

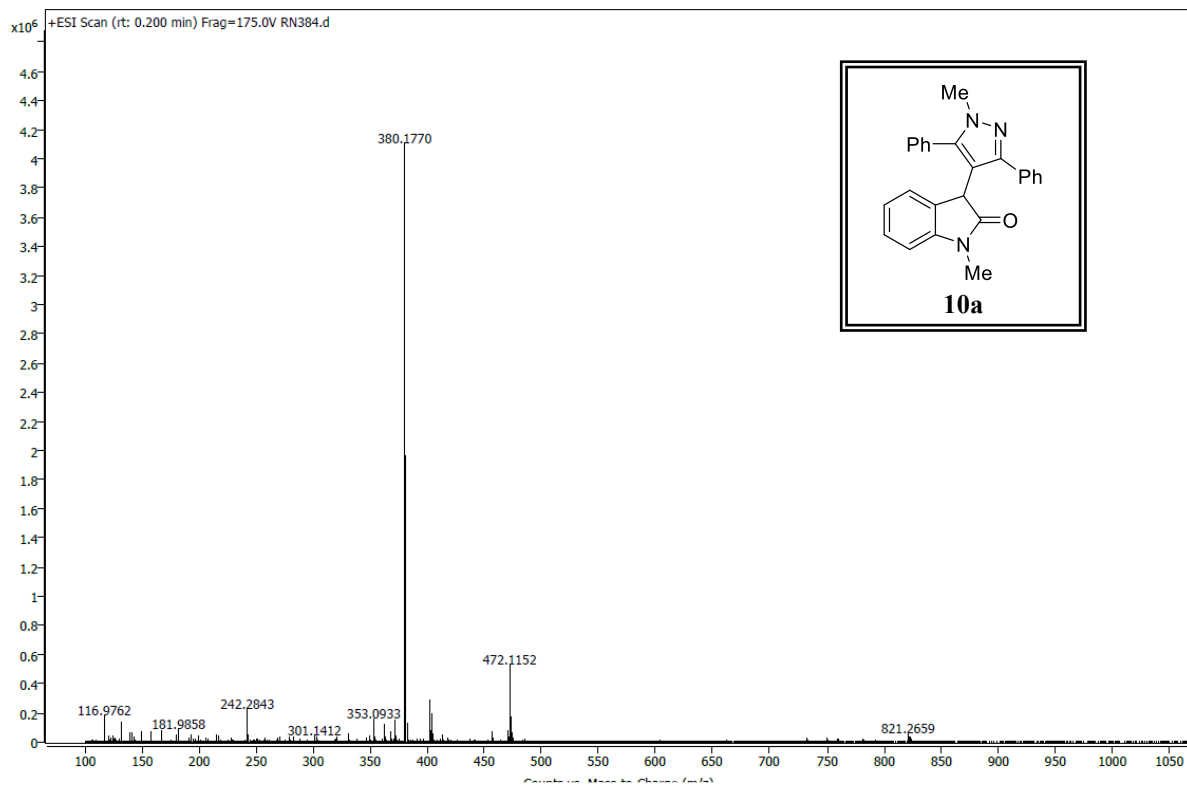
Selvaraj Hariharan, Sengodagounder Muthusamy\*

Name	RN393	Rack Pos.		Instrument	Instrument 1	Operator	
Inj. Vol. (ul)	10	Plate Pos.		IRM Status	Success		
Data File	RN393.d	Method (Acq)	GCN-1.m	Comment		Acq. Time (Local)	17-12-2024 15:16:19 (UTC+05:30)



## User Spectrum Plot Report

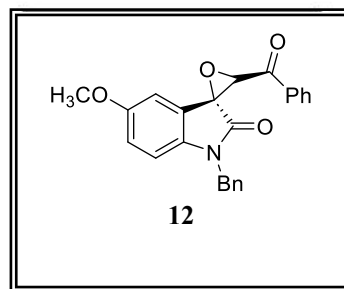
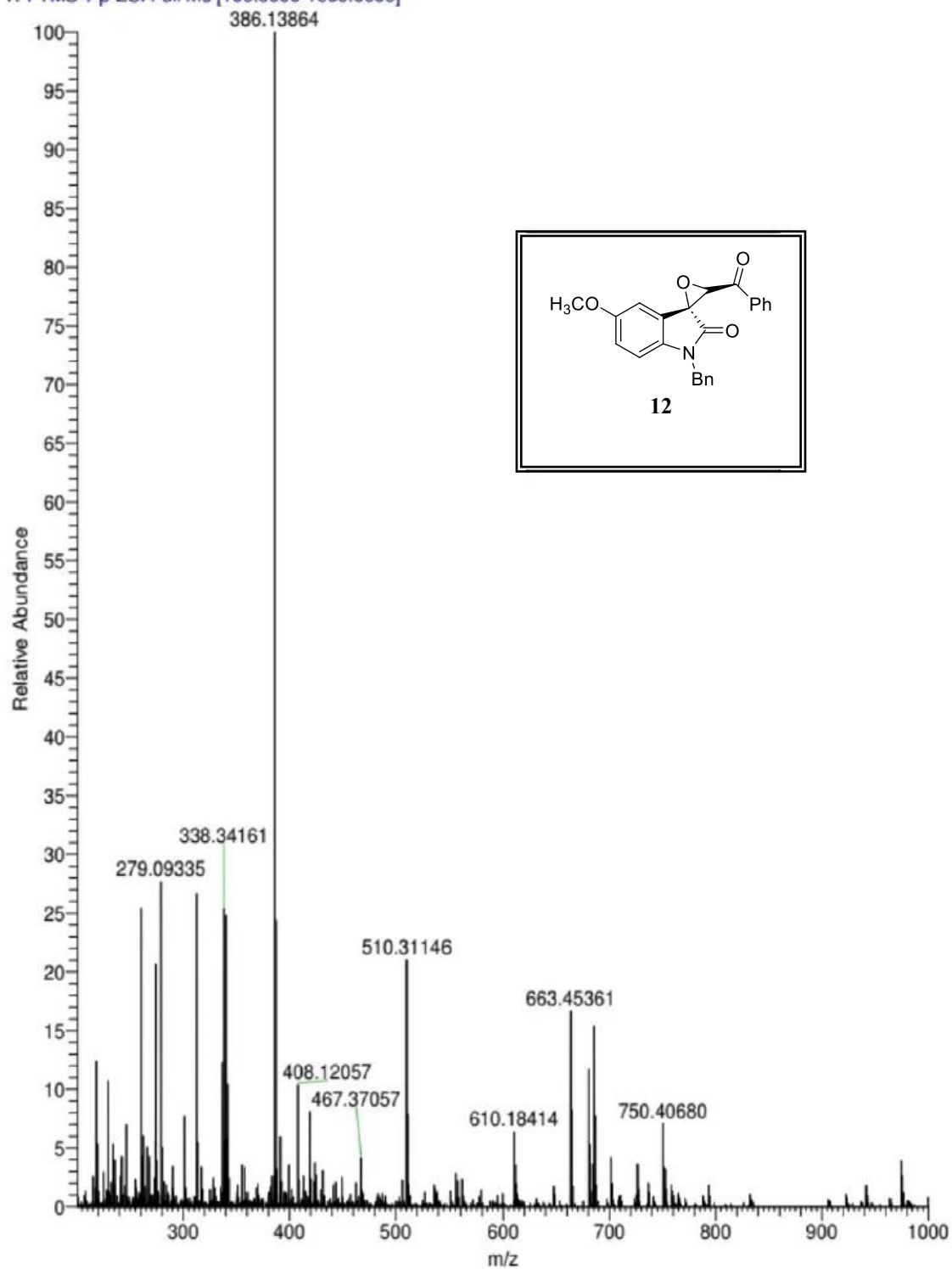
Agilent | Trusted Answers



# A Visible Light-Promoted C-H Insertion Reaction of Diazoamides with 1,3-Diketone

Selvaraj Hariharan, Sengodagounder Muthusamy\*

T: FTMS + p ESI Full ms [100.0000-1000.0000]



# A Visible Light-Promoted C-H Insertion Reaction of Diazoamides with 1,3-Diketone

Selvaraj Hariharan, Sengodagounder Muthusamy\*

## Spectrum Plot Report



Name	SKS273	Rack Pos.		Instrument	Instrument 1	Operator	
Inj. Vol. (ul)	10	Plate Pos.		IRM Status	Success		
Data File	SKS273.d	Method (Acq)	GCN-1.m	Comment		Acq. Time (Local)	11-07-2024 11:55:54 (UTC+05:30)

