

Supporting Information

Deep Oxidation of Single-Walled Carbon Nanotubes Toward a Versatile Platform for Direct Functionalization

Gudkov M.V.^{1*}, Novosadov N.I.¹, Torkunov M.K.¹, Rabchinskii M.K.^{2,3}, Saveliev S.D.², Kirilenko D.A.², Svetlana I. Serebrennikova³, Dmitry V. Krasnikov⁴, Chumakov R.G.⁵, Albert G. Nasibulin⁴, Albert F Arutyunyan⁶, R.A. Novikov⁷, Melnikov V.P.¹

¹ Semenov Federal Research Center for Chemical Physics, Russian Academy of Sciences, Moscow, Russia

² Ioffe Institute, Saint Petersburg 194021, Russia

³ Advent, Ltd. 909, 28, Digital-ro 33-gil, Guro-gu, Seoul, 08377, Republic of Korea

⁴ Skolkovo Institute of Science and Technology, Nobel 3, 121205, Moscow, Russia

⁵ NRC "Kurchatov Institute", Akademika Kurchatova pl. 1, Moscow, 123182, Russia

⁶ Engelhardt Institute of Molecular Biology of the Russian Academy of Sciences, Russia

⁷ N.D. Zelinsky Institute of Organic Chemistry of the Russian Academy of Sciences, Russia

*Corresponding author: gudkovmv@chph.ras.ru

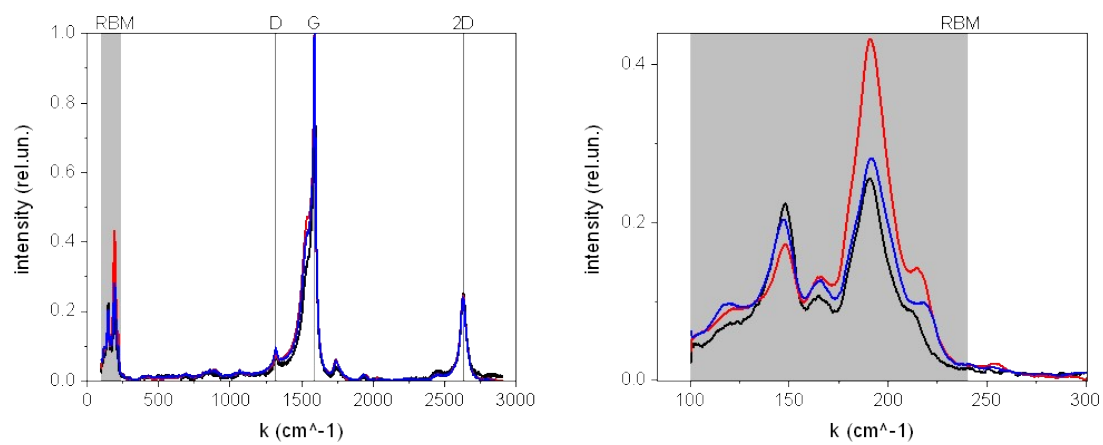


Fig. S1. Raman spectra of pristine SWCNT

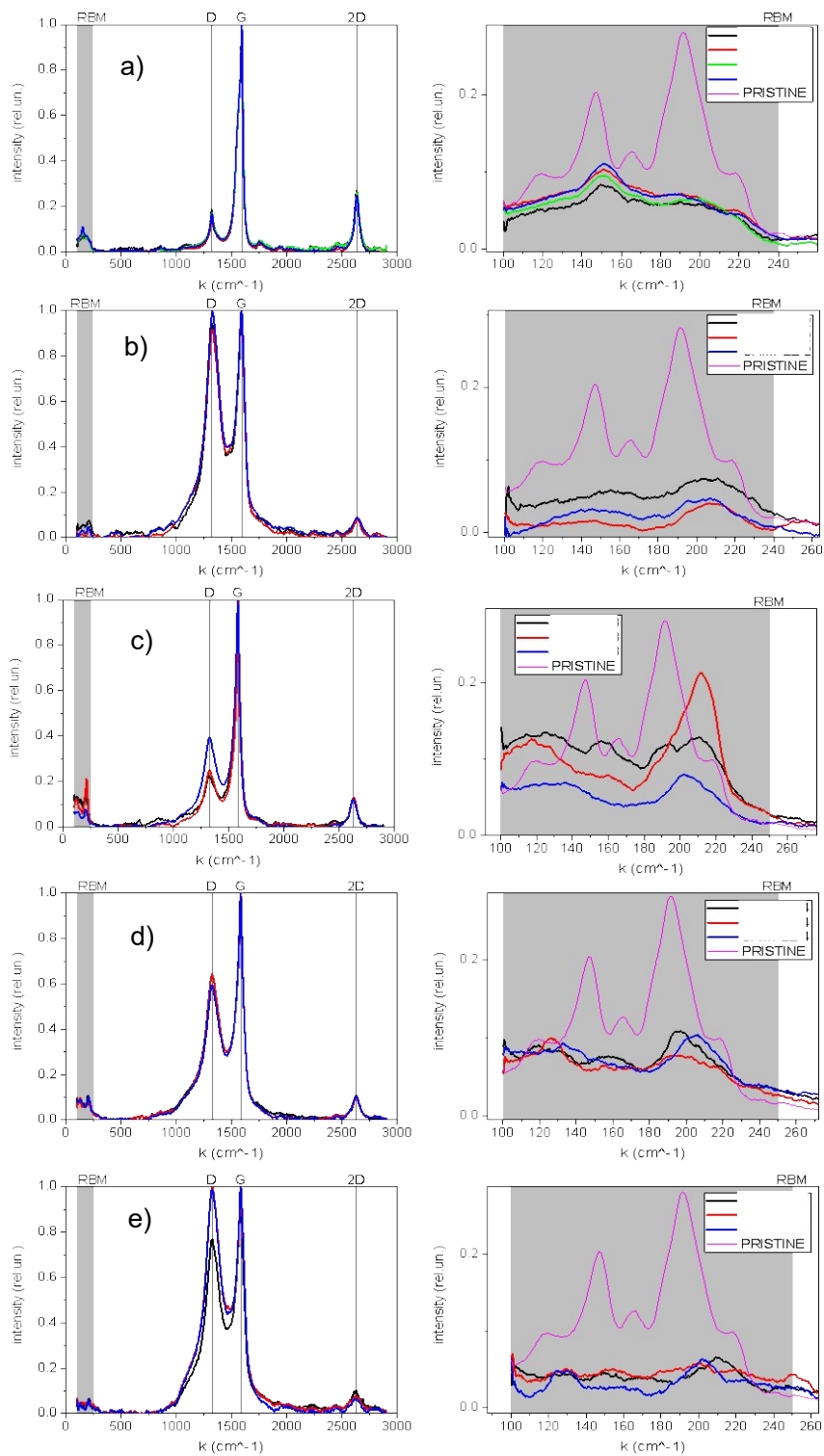


Fig. S2. Raman spectra of Mn_OxCNT: a) Mn_OxCNT-1, b) Mn_OxCNT-3, c) Mn_OxCNT-5, d) Mn_OxCNT-7, e) Mn_OxCNT-9

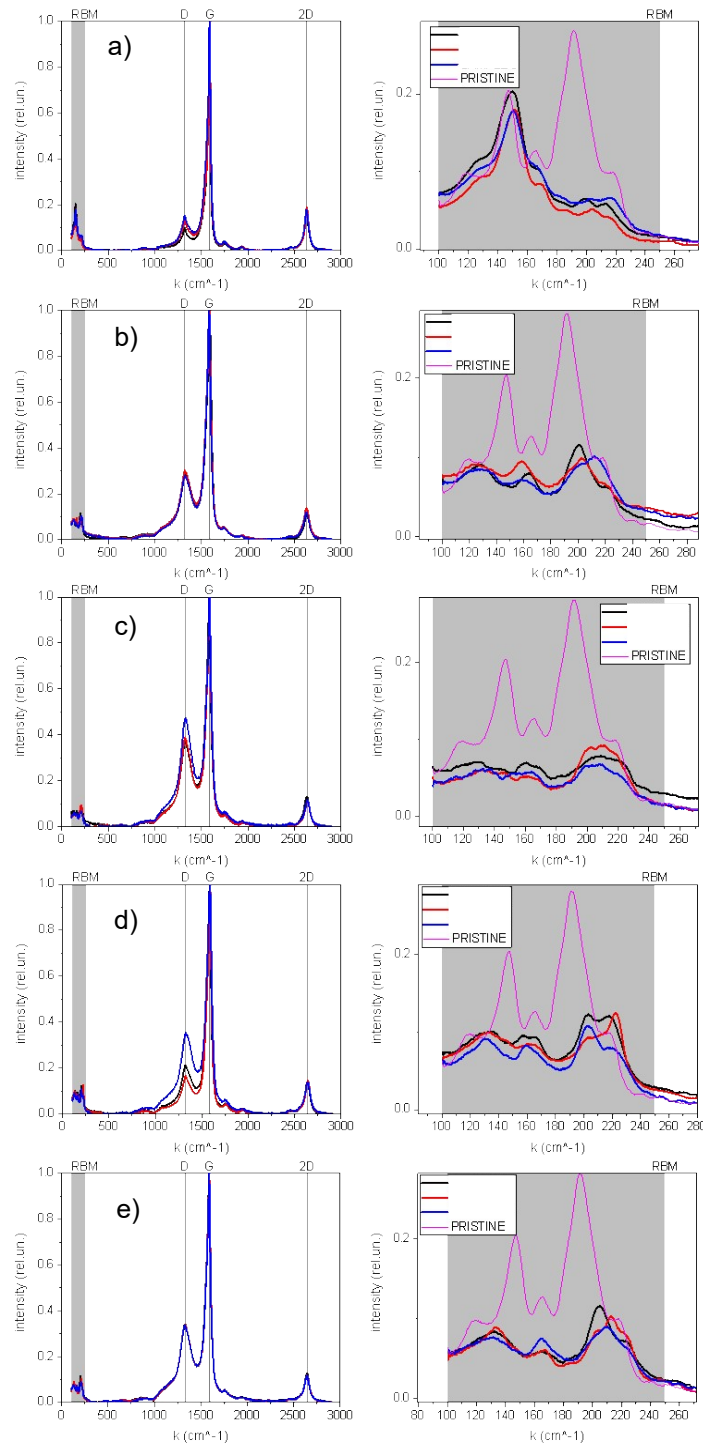


Fig. S3. Raman spectra of Cr_OxCNT: a) Cr_OxCNT-1 b) Cr_OxCNT-3, c) Cr_OxCNT-5, d) Cr_OxCNT-7, e) Cr_OxCNT-9

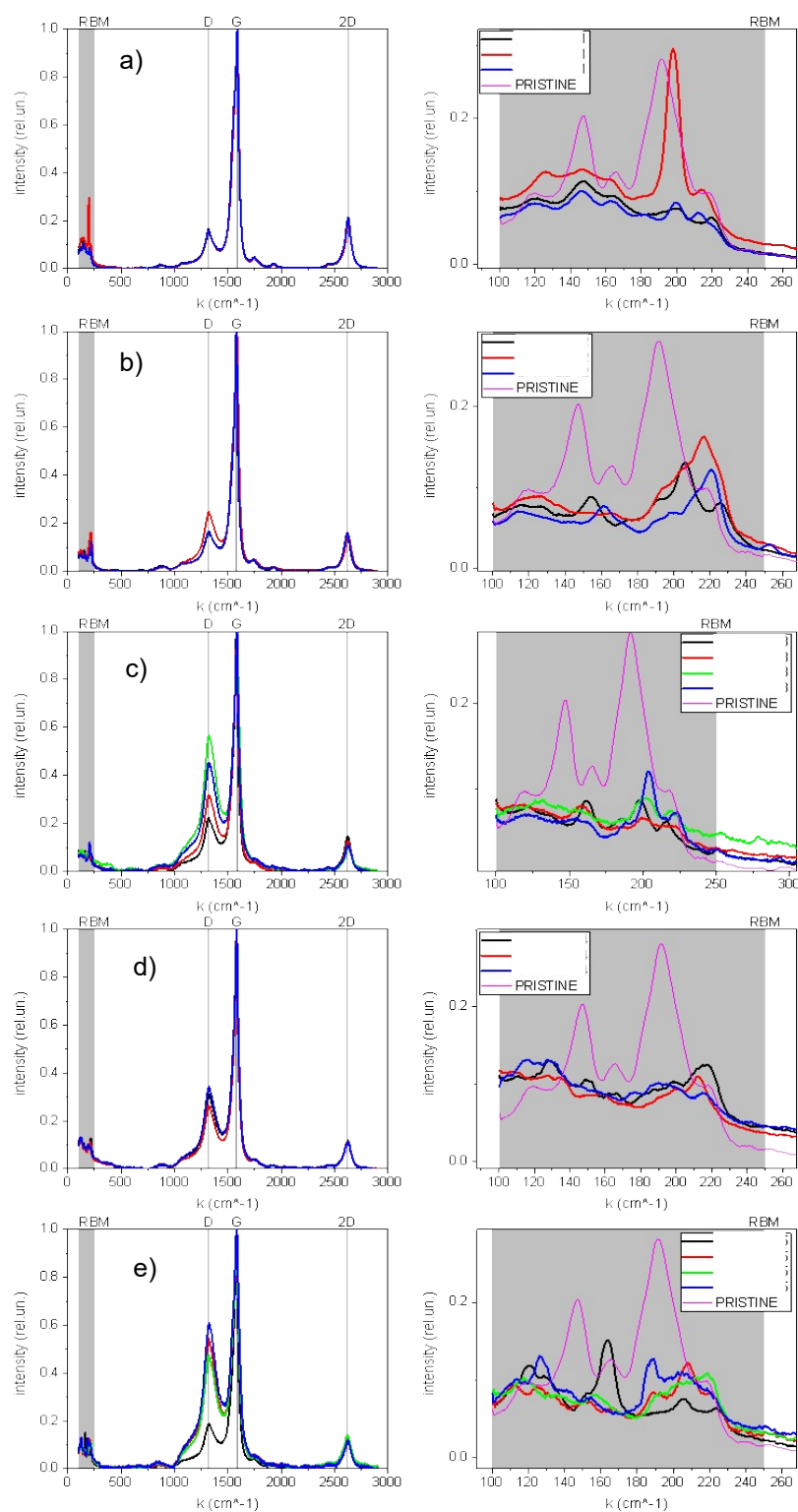


Fig. S4. Raman spectra of MnCr_OxCNT: a) MnCr_OxCNT-1, b) MnCr_OxCNT-3, c) MnCr_OxCNT-5, d) MnCr_OxCNT-7, e) MnCr_OxCNT-9