

## **Synthesis of amphiphilic bi-prodrug based on gossypol and cytarabine for drug self-delivery**

Jianzhong Li<sup>ab†</sup>, Qiang Wang,<sup>a†</sup> Xinping Liu,<sup>a</sup> Hailong Liu,<sup>a</sup> Ling-na Han,<sup>c\*</sup> Xiao Duan,<sup>a\*</sup>

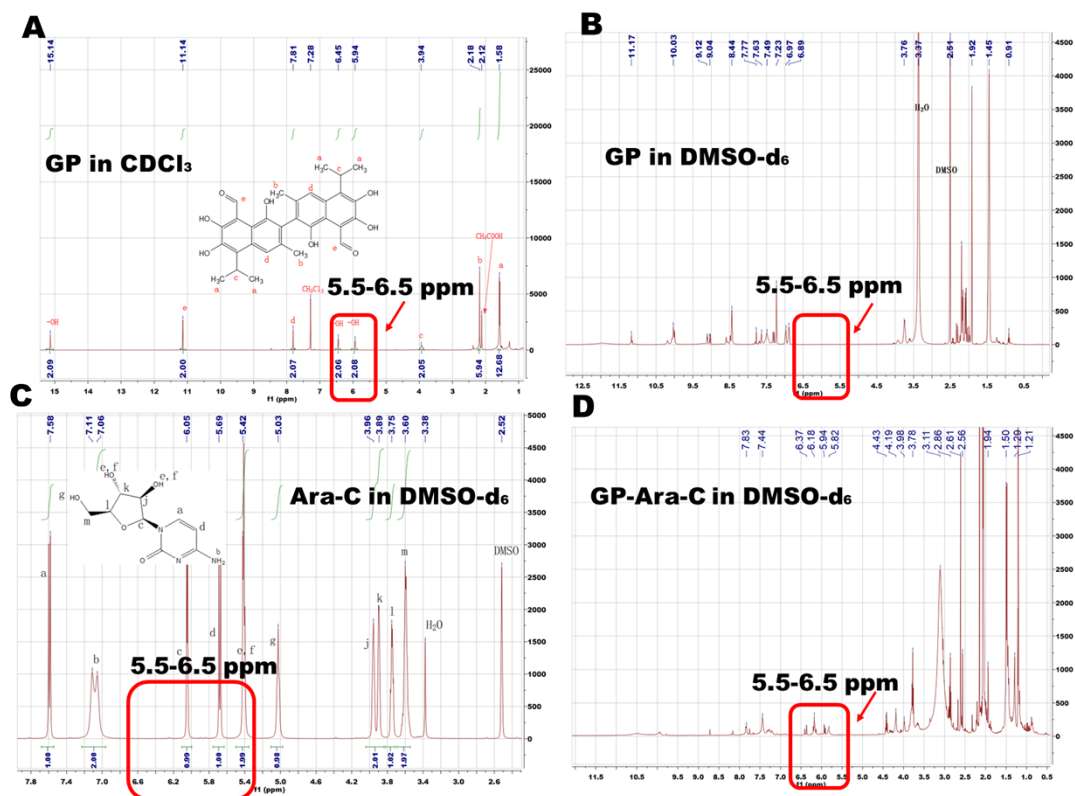
<sup>a</sup>Changzhi Key Laboratory of Drug Molecular Design and Innovative Pharmaceuticals, Shanxi Provincial Department-Municipal Key Laboratory Cultivation Base for Quality Enhancement and Utilization of Shangdang Chinese Medicinal Materials, School of Pharmacy, Changzhi Medical College, Changzhi 046000, China

<sup>b</sup>Department of Anatomy, Changzhi Medical College, Changzhi 046000, China

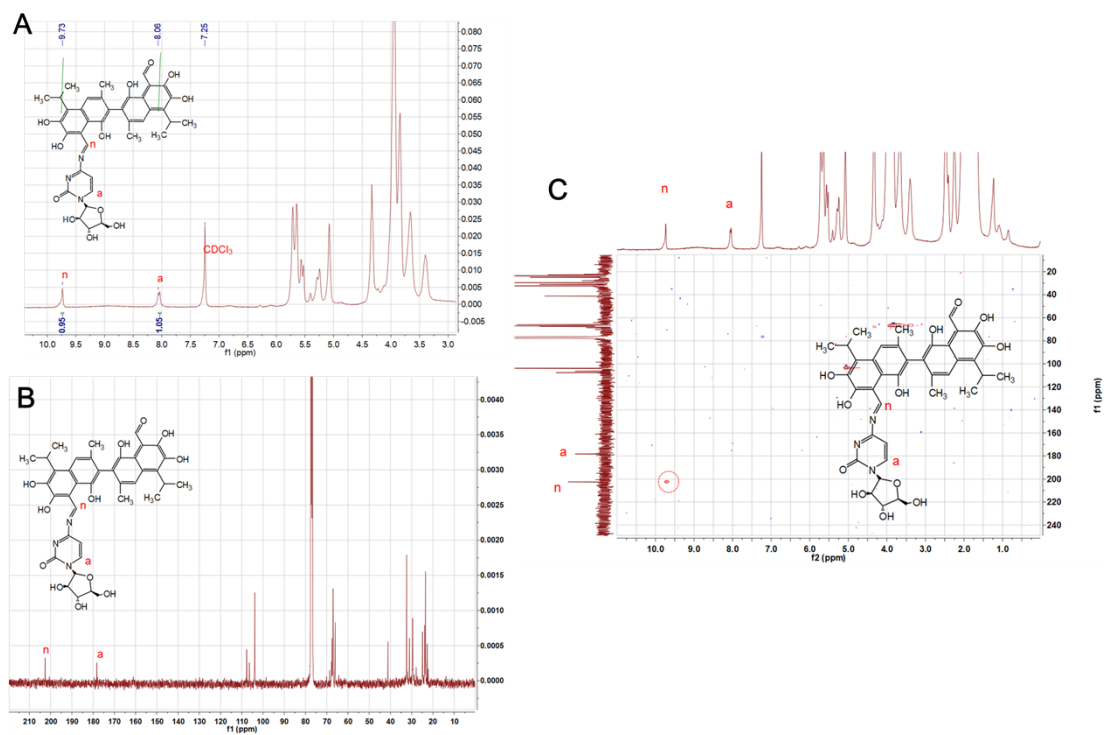
<sup>c</sup>Department of Physiology, Changzhi Medical College, Changzhi 046000, China

<sup>†</sup>These authors contributed equally to this work.

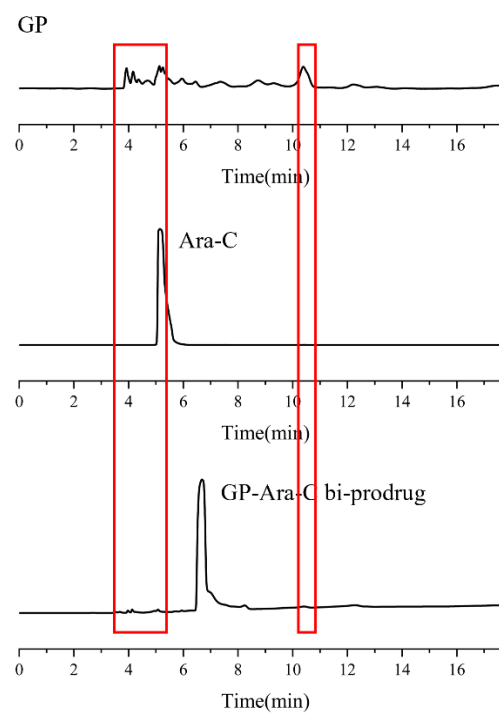
\*Correspondence to: Xiao Duan, [duanxiao0211@czmc.edu.cn](mailto:duanxiao0211@czmc.edu.cn), Ling-na Han, [hanlingna@czmc.edu.cn](mailto:hanlingna@czmc.edu.cn)



**Figure S1** The  $^1\text{H}$  NMR spectra of (A and B) GP, (C) Ara-C and (D) GP-Ara-C



**Figure S2** The  $^1\text{H}$  NMR,  $^{13}\text{C}$  NMR and C-H COSY spectra of GP-Ara-C in  $\text{CDCl}_3$



**Figure S3** The elution time of GP, Ara-C and GP-Ara-C measured by HPLC