

Supplementary material for

Thermodesorption Kinetics of Nikethamide on Oxidized Tungsten Surfaces

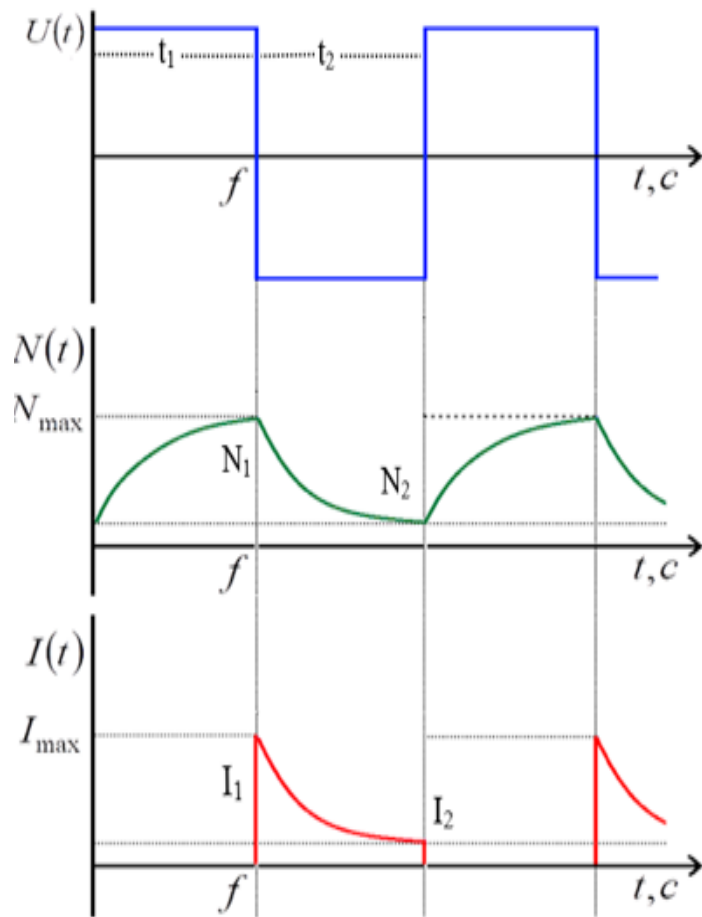
M.M. Nazarov^{a*}, I.M. Saydumarov^b, A. Sh. Radjabov^a, Sh.Dj. Akhunov^a, Sh.M. Akhmedov^a,
S.S.Iskhakova^a, D.T.Usmanov^{a**}

^aArifov Institute of Ion-Plasma and Laser Technologies, Uzbekistan Academy of Sciences, Durmon Yoli street 33, 100125, Tashkent Uzbekistan

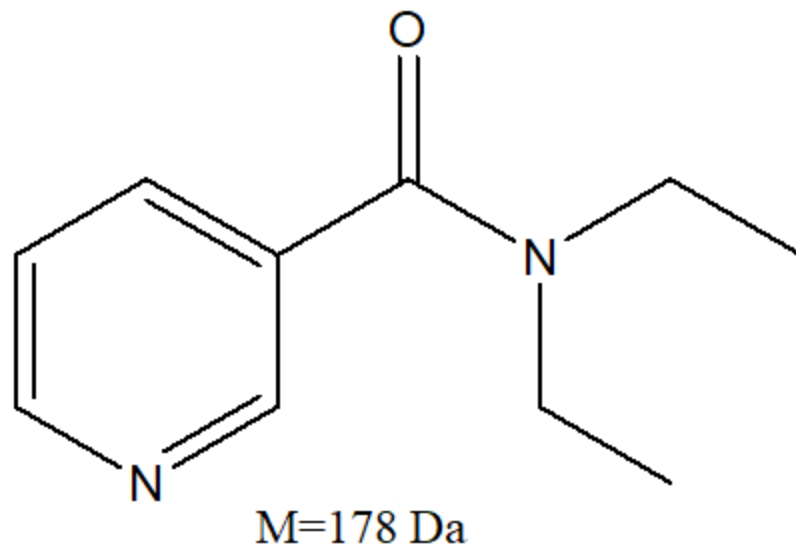
^bTashkent State Transport University, Tashkent, Uzbekistan

*Correspondence to: maxmanazarnazarov1996@gmail.com

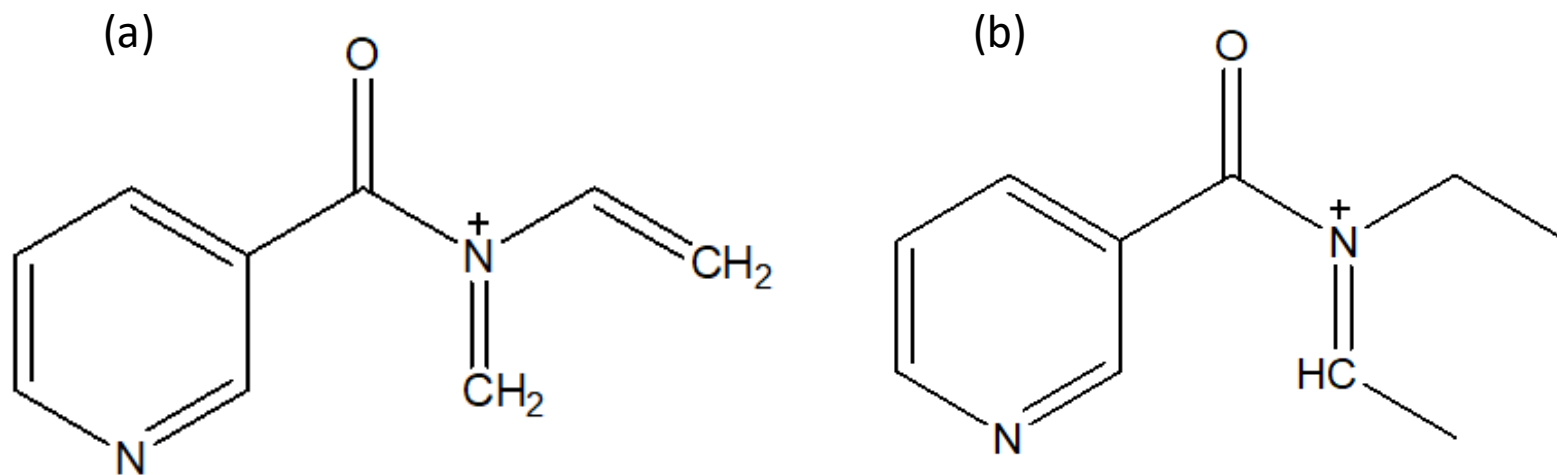
**Correspondence to: usmanov@iplt.uz



Supplementary Figure 1. Schematic diagram of the voltage modulation method: (a) modulating voltage waveform; (b) time dependence of the concentration of adsorbed particles on the emitter surface; (c) waveform of the current pulses of desorbed ions.



Supplementary Figure 2. Structure of Nikethamide ($C_{10}H_{14}N_2O$).



Supplementary Figure 3. Structure of the main ions of Nikethamide: a) ion $[M-H]^+$ at m/z 177 and (b) fragment ion $[M-R]^+$ at m/z 161.