

Supporting Information

Single Probe Cascade Determination of Multiple Analytes by Tandem Reaction of Copper Nanoclusters

Bo Zhao,^a Huijun Zhang,^a Liuyang Wang,^a Weiping Chen,^a Liping Fang,^{*a} Xinwu Ba^{*ab} and Libin Bai^{*a}

^a College of Chemistry and Material Science, Hebei University, Baoding 071002, China

^b Affiliated Hospital of Hebei University, Baoding 071000, China

*Corresponding Author:

Email: lipingfang@hbu.edu.cn; baxw@hbu.edu.cn; zhonggou556@hbu.edu.cn

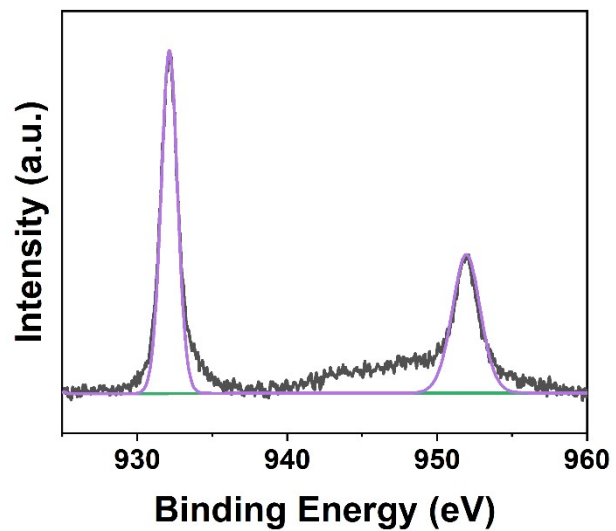


Fig. S1 XPS of the Cu 2p spectrum in Cu NCs.

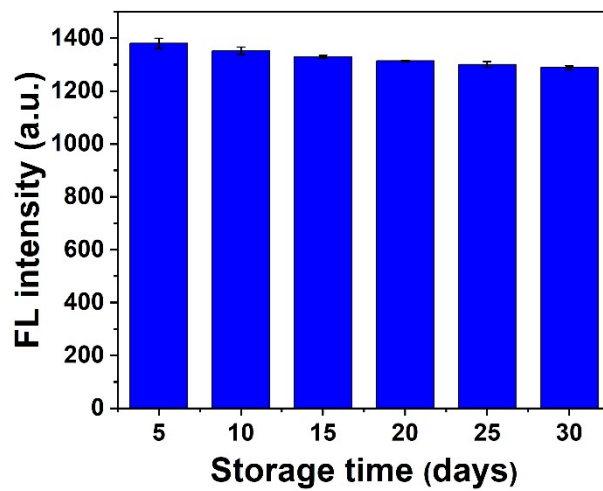


Fig. S2 Effect of storage time on fluorescence intensity of Cu NCs.

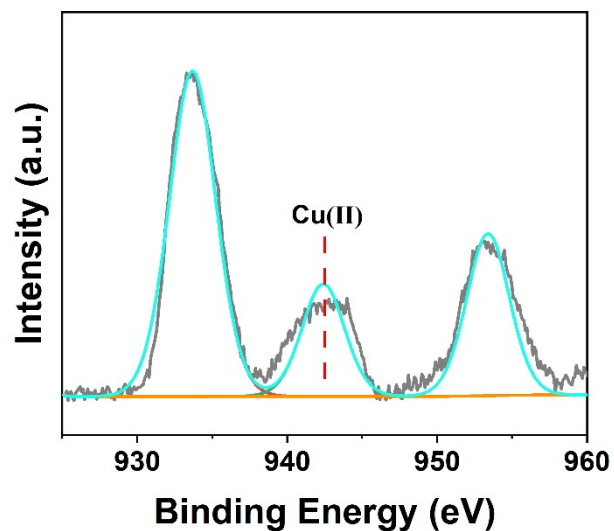


Fig. S3 XPS of the Cu 2p spectrum in Cu NCs after treatment with BPO.

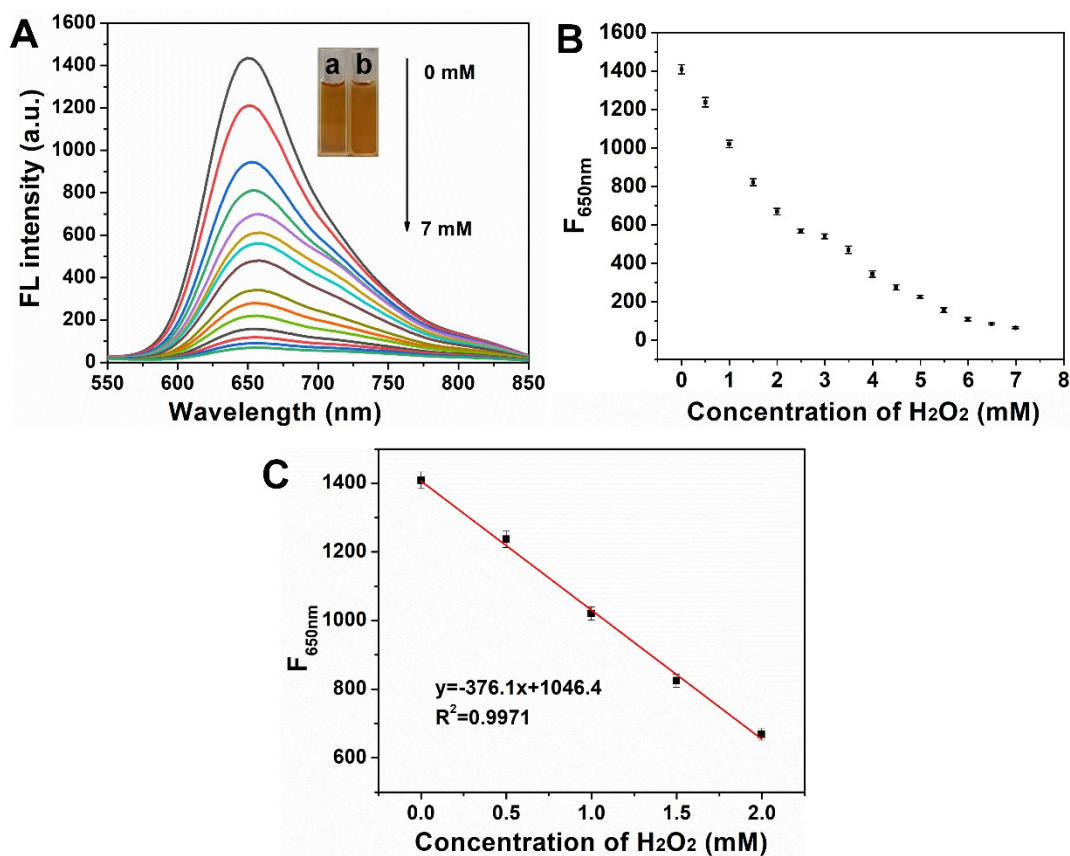


Fig. S4 (A) Fluorescence spectra of Cu NCs in the presence of different concentrations of H_2O_2 . Inset: Images of Cu NC solution (a) before and (b) after introduction of H_2O_2 . (B) Fluorescence intensity of Cu NCs versus H_2O_2 concentrations. (C) Calibration curve between fluorescence intensity of Cu NCs and H_2O_2 concentrations.