

1
2
3
4
5
6
7
8
9
10
11
12
13
14
15
16
17
18
19
20

Supplementary Material

A ratiometric fluorescence/colorimetric dual-response sensor based on fluorescent nanozymes and smartphone-assisted for accurate determination of glyphosate residues

Xuhai Ding ^a, Ying Zhang ^{a,b}, Tao Bo ^{a,b,c}, Jinhua Zhang ^{a,b,c}, Wenyan Yan ^{a,b}, Baoqing Bai ^{a,b,c*}, Yukun Yang ^{a,b,c*}

^a School of Life Science, Shanxi University, Taiyuan 030006, China

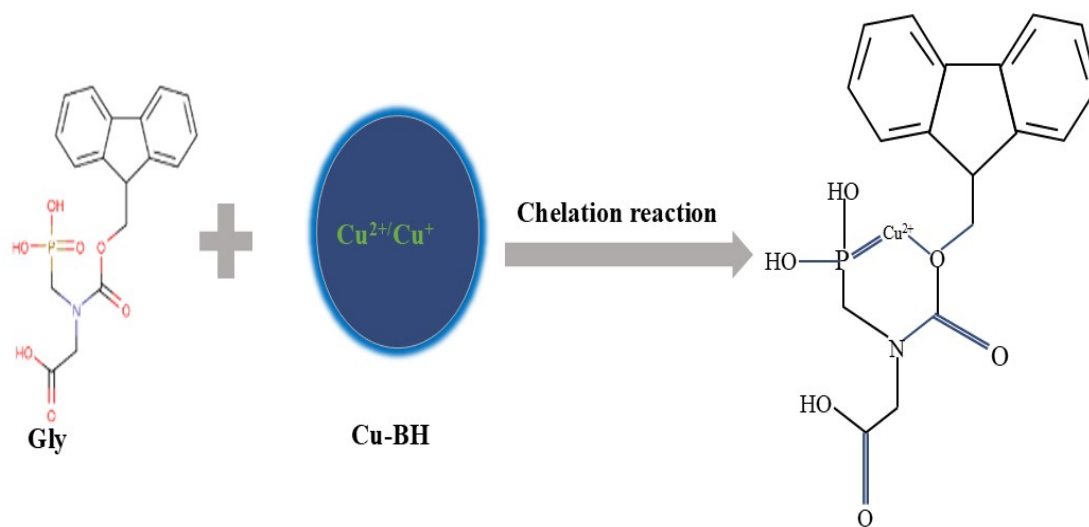
^b Xinghuacun College of Shanxi University, Taiyuan 030006, China

^c Shanxi Baijiu Ecological Brewing Technology Innovation Center, Taiyuan 030006, China

* Corresponding authors: E-mail address: baibaoqing@sxu.edu.cn (B. Bai); yangyukun@sxu.edu.cn (Y. Yang).

21

22



23

24

25

Fig. S1. Reaction Mechanism of Nanozymes with Glyphosate

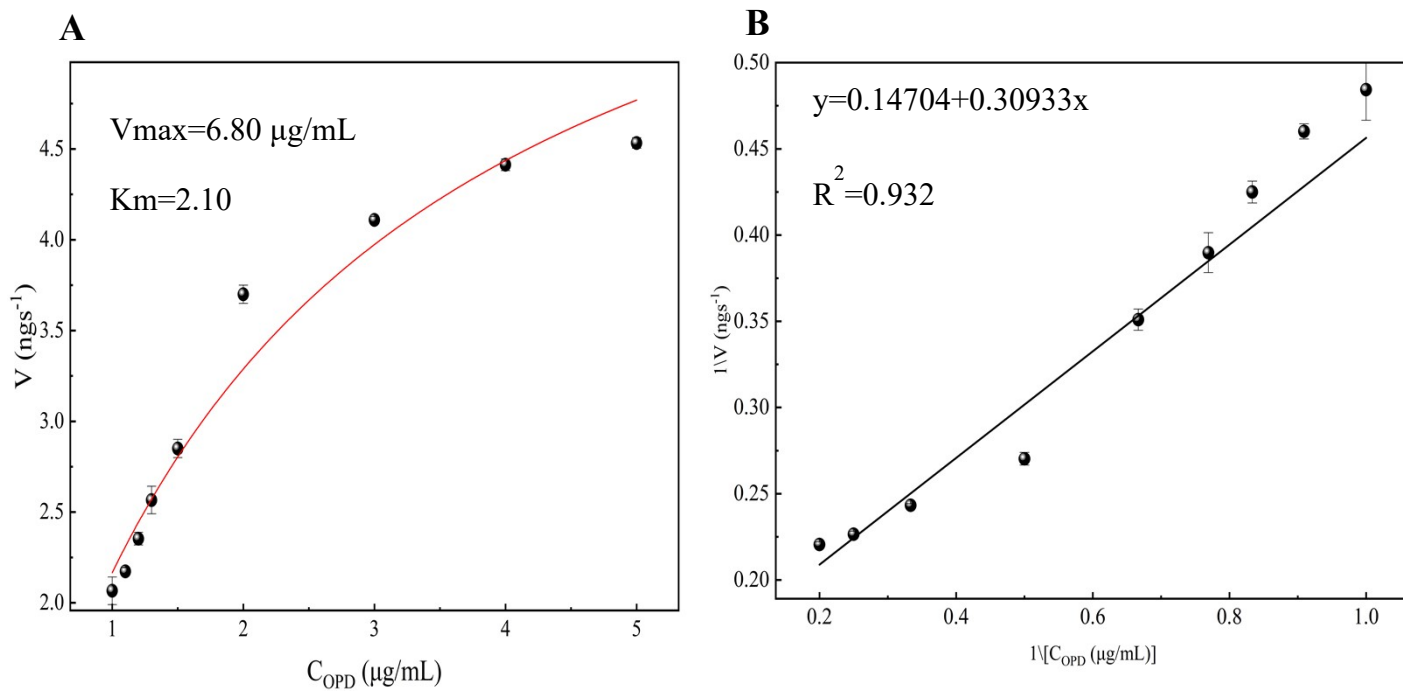
26

27

28

29

30



41 Fig.S2. Steady-state kinetic assays of Cu-BH. Michaelis-Menten (A) and

42 Lineweaver-Burk plots (B) for the OPD substrate.

43

44

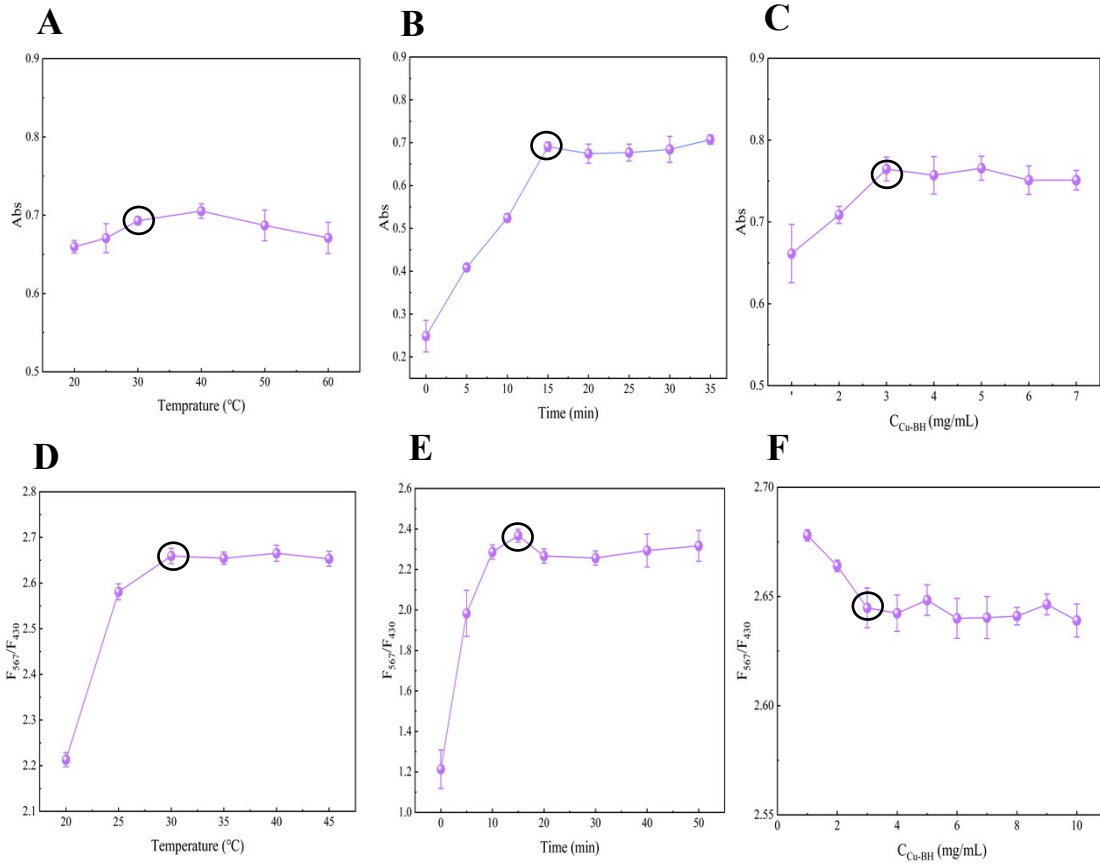
45

46

47

48

49



50

51

52 Fig.S3. Effect of (A) reaction temperature, (B) incubation time, and (C)

53 Cu-BH concentration on A_{416} . (D) Effect of temperature, (E) incubation

54 time, (F) Cu-BH concentration on on the F_{567}/F_{430}

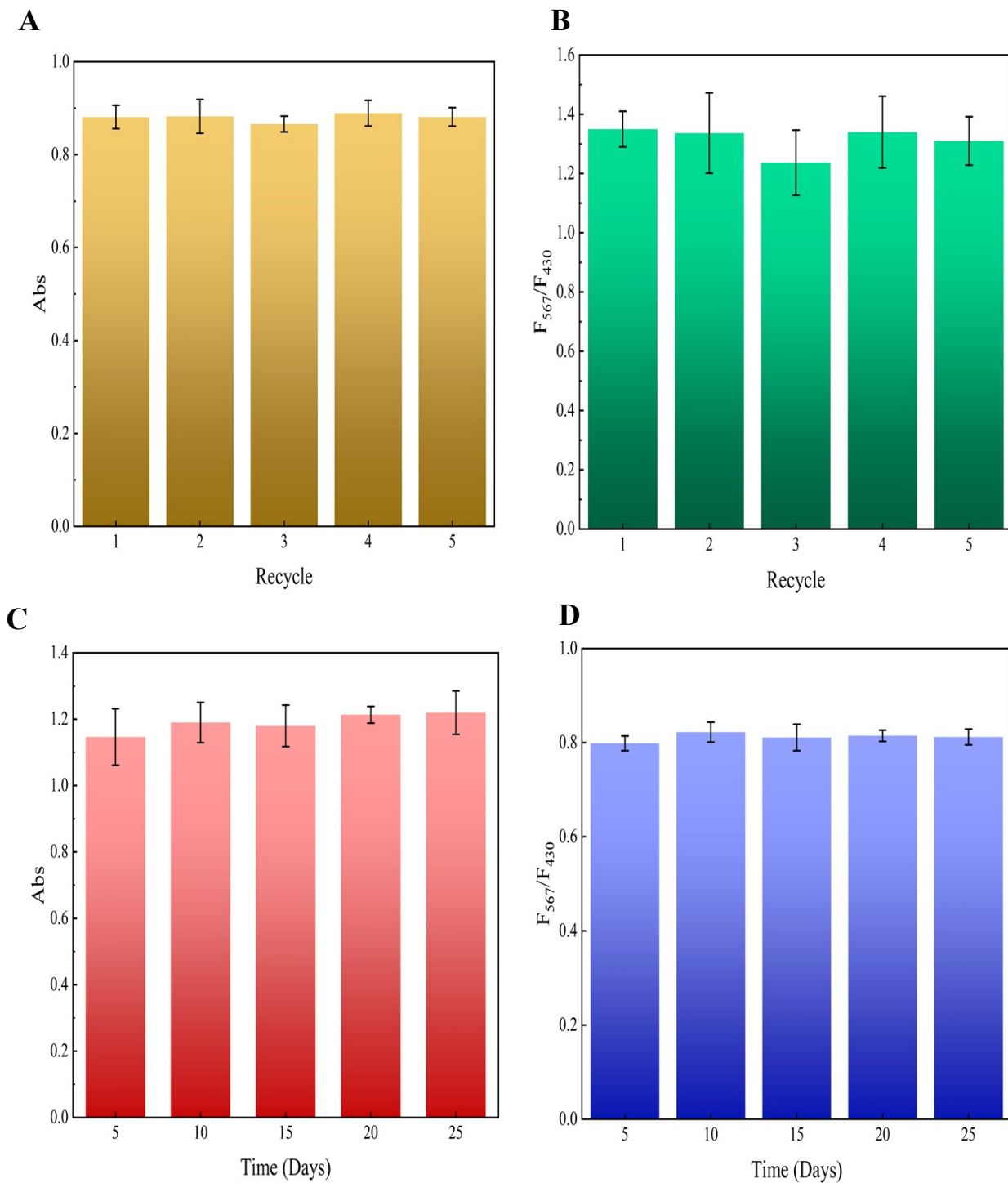
55

56

57

58

59



62 Fig.S4. (A) Colorimetric response repeatability; (B) Fluorescence response
63 repeatability; (C) Colorimetric response stability;(D) Fluorescence
64 response stability of Cu-BH/OPD biosensors.

65

66



67

68

69

Fig. S5. Portable Detection Device

70