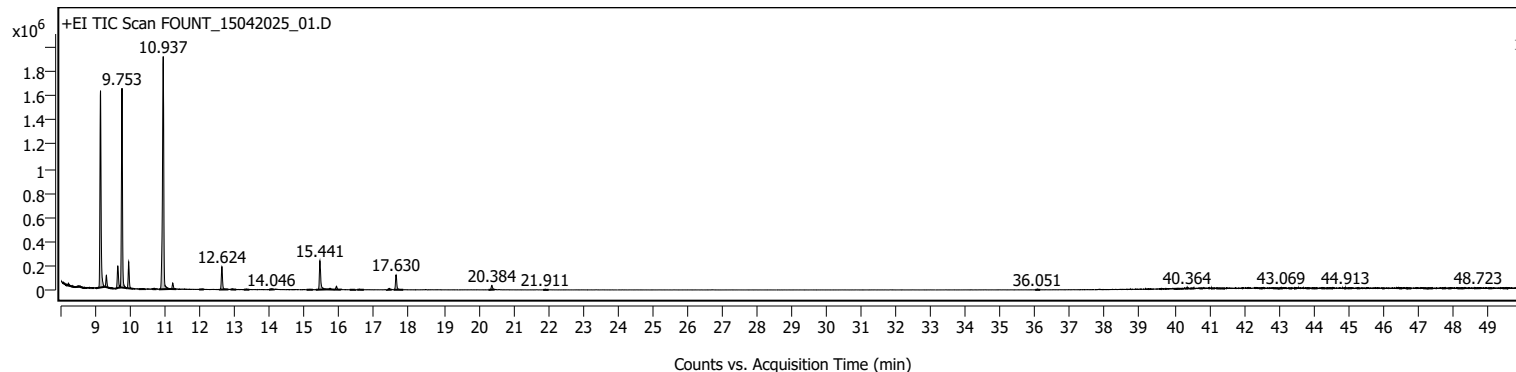


Sample Information

Name	Sree PRO-25/03/0041	Data File Path	D:\MassHunter\GCMS\1\data\FOUNT_15042025_01.D
Sample ID		Acq. Time (Local)	15-04-2025 19:00:07 (UTC+05:30)
Instrument	GCMSMS	Method Path (Acq)	D:\MassHunter\GCMS\1\methods\Fourtomics_1.M
MS Type	QQQ	Version (Acq SW)	MassHunter GC/MS Acquisition 10.0.384.1 14-Feb-2019 Copyright © 1989-2018 Agilent Technologies, Inc.
Inj. Vol. (ul)	1	IRM Status	
Position	2	Method Path (DA)	D:\MassHunter\Methods\10.0\Fount Samples_PM.m
Plate Pos.		Target Source Path	D:\MassHunter\Library\NIST17.L;D:\MassHunter\PCDL\default.csv;D:\MassHunter\PCDL\default_GC.csv;D:\MassHunter\PCDL\Pesticide_Example.cdb;D:\MassHunter\PCDL\Test_AM_PCDL.cdb
Operator	HARIKRISHNA	Result Summary	80 identified (82 found)

Sample Chromatograms



Compound Summary

Cpd	Name	Formula	RT	Area	Height	Hits
1	Isothiocyanatoacetaldehyde dimethyl acetal	C5 H9 N O2 S	5.114	71136	20647	3
2	Propanoic acid, 2,2-dimethyl-, anhydride with diethylborinic acid	C9 H19 B O2	5.234	109104	34780	3
3	tert-Butylpentamethyldisiloxane	C9 H24 O Si2	5.463	52772	22310	3
4	Acetic acid, TBDMS derivative	C8 H18 O2 Si	5.903	1532951	682996	3
5	1-Methyl-5-mercaptotetrazole	C2 H4 N4 S	6.123	71701	31962	3
6	Isothiocyanatoacetaldehyde dimethyl acetal	C5 H9 N O2 S	6.223	37562	14345	3
7	Tetraethyl ammonium fluoride	C8 H20 F N	6.448	7367	2295	3
8	Isobutanol, TBDMS derivative	C10 H24 O Si	6.687	33883	14847	3
9	Isothiocyanatoacetaldehyde dimethyl acetal	C5 H9 N O2 S	6.771	30992	12428	3
10	Disiloxanamine, 1,1,3,3,3-pentamethyl-N-(trimethylsilyl)-	C8 H25 N O Si3	7.186	161350	117577	3
11	Benzamide, 4-[5-(2,4,6-trimethylbenzylthio)-1-tetrazolyl]-	C18 H19 N5 O S	7.226	59068	34154	3
12	N-(tert-butyl(dimethylsilyl)-2,2,2-trifluoro-N-methylacetamide	C9 H18 F3 N O Si	7.509	5910107	1268976	3
13	N-(tert-butyl(dimethylsilyl)-2,2,2-trifluoro-N-methylacetamide	C9 H18 F3 N O Si	7.537	1075828	155636	3
14	4-(tert-Butyl)thiane 1,1-dioxide, (+/-)-	C9 H18 O2 S	8.076	7600	7212	3
15	1-Propanethiol, 3-(diethylboronyloxy)-	C7 H17 B O S	8.214	48252	19185	3
16	N-(tert-butyl(dimethylsilyl)trifluoroacetamide	C8 H16 F3 N O Si	8.500	18175	6067	3
17	1-Methyl-1-silabenzocyclobutene	C8 H10 Si	8.549	13774	6526	3
18	o-Methyl S-(2-diethylaminoethyl) methylphosphonothiolate	C8 H20 N O2 P S	8.653	6032	2129	3
19	1-(((Trimethylsilyloxy)methyl)-1H-1,2,3-benzotriazole	C10 H15 N3 O Si	8.813	9400	4911	3
20	Benzamide, 4-fluoro-N-(5H-tetrazol-5-yl)-	C8 H6 F N5 O	8.904	8666	2861	3
21	Heptyl ethylphosphonofluoridate	C9 H20 F O2 P	9.135	3728653	1614764	3
22	6-Chloro-3-hydroxypyridazine 1-oxide	C4 H3 Cl N2 O2	9.304	202920	91933	3
23	Ethylphosphonic acid, fluoroanhydride, 4-methylcyclohexyl ester	C9 H18 F O2 P	9.450	8002	2587	3
24	3-(Methylthio)-1,2,4-triazolo[4,3-b][1,2,4,5]tetrazin-3-amine	C4 H5 N7 S	9.633	446601	182825	3
25	Benzene, 2-isocyano-1,3-dimethyl-	C9 H9 N	9.753	3501617	1640050	3
26	Boric acid, 3TMS derivative	C9 H27 B O3 Si3	9.946	461052	218456	3
27	Ethleneglycol-n-butylboronate	C6 H13 B O2	10.259	6353	1624	3
28	Silanamine, N-phenyl-	C6 H9 N Si	10.390	7607	1979	3
29	1-Oxa-2-borata-4-azoniacyclohexan-6-one, 5-(ethoxycarbonyl)-4,4-dimethyl-2,2-bis(trifluoromethyl)-	C10 H14 B F6 N O4	10.673	18546	6952	3
30	Bis(trimethylsilyl) methylboronate	C7 H21 B O2 Si2	10.937	5144525	1926881	3
31	Bis(trimethylsilyl) methylboronate	C7 H21 B O2 Si2	11.213	121707	45952	3
32	Sulfur tetrafluoride oxide	F4 O S	12.057	9876	2412	3
33	Propanoic acid, 2,2-dimethyl-, cesium salt	C5 H9 Cs O2	12.624	462343	188411	3
34	Iron(0), (2,3-dimethylbutadiene)-1,2-bis(diisopropylphosphino)ethane	C20 H42 Fe P2	12.924	14779	4922	3
35	6-Chloro-3-hydroxypyridazine 1-oxide	C4 H3 Cl N2 O2	13.329	14371	4420	3
36	1-Methylsilacyclohexane	C6 H14 Si	14.046	17691	4562	3
37	Borinic acid, diethyl-	C4 H11 B O	15.151	11988	2944	3

Compound Summary

Cpd	Name	Formula	RT	Area	Height	Hits
38	2,2',2''-Nitrilotriethanol, triethyl ether	C12 H27 N O3	15.441	657272	237651	3
39	Ethyl 1H-tetrazole-5-acetate, TBDMS derivative	C11 H22 N4 O2 Si	15.731	35377	9869	3
40	Boric acid, 3TMS derivative	C9 H27 B O3 Si3	15.916	67889	25729	3
41	Isothiocyanatoacetaldehyde dimethyl acetal	C5 H9 N O2 S	16.371	7345	1706	3
42	Isothiocyanatoacetaldehyde dimethyl acetal	C5 H9 N O2 S	16.571	16123	3965	3
43	L-Leucine, N-(2-methoxyethoxycarbonyl)-, butyl ester	C14 H27 N O5	17.430	32927	11080	3
44	Bis(tert-butyltrimethylsilyl) carbonate	C13 H30 O3 Si2	17.630	326932	121804	3
45	Bis(trimethylsilyl) methylboronate	C7 H21 B O2 Si2	20.384	96327	35000	3
46	Isothiocyanatoacetaldehyde dimethyl acetal	C5 H9 N O2 S	21.911	16593	4854	3
47			36.051	16483	5396	0
48	Caprolactone oxime, (NB)-O-[(diethylboryloxy)(ethyl)boryl]-	C12 H25 B2 N O2	40.021	8012	2045	3
49	Tris(tert-butyltrimethylsilyloxy)arsane	C18 H45 As O3 Si3	40.077	10357	2328	3
50	Arsenous acid, tris(trimethylsilyl) ester	C9 H27 As O3 Si3	40.236	7080	2909	3
51	Tris(tert-butyltrimethylsilyloxy)arsane	C18 H45 As O3 Si3	40.364	11551	4359	3
52	Arsenous acid, tris(trimethylsilyl) ester	C9 H27 As O3 Si3	40.540	10879	2914	3
53	Tris(tert-butyltrimethylsilyloxy)arsane	C18 H45 As O3 Si3	40.765	6450	2872	3
54	Arsenous acid, tris(trimethylsilyl) ester	C9 H27 As O3 Si3	41.088	7550	3358	3
55	1-Isopropoxy-5-propyl-2,3-bis-trimethylsilyl-1,2-dihydroborinine	C17 H35 B O Si2	41.234	13047	2659	3
56	Arsenous acid, tris(trimethylsilyl) ester	C9 H27 As O3 Si3	41.412	8762	2287	3
57	Tris(tert-butyltrimethylsilyloxy)arsane	C18 H45 As O3 Si3	42.511	7530	3049	3
58	Tris(tert-butyltrimethylsilyloxy)arsane	C18 H45 As O3 Si3	42.858	10839	2763	3
59	Tris(tert-butyltrimethylsilyloxy)arsane	C18 H45 As O3 Si3	43.069	10160	3734	3
60	Tris(tert-butyltrimethylsilyloxy)arsane	C18 H45 As O3 Si3	43.309	11926	4016	3
61	Tris(tert-butyltrimethylsilyloxy)arsane	C18 H45 As O3 Si3	43.453	8570	2645	3
62	Tris(tert-butyltrimethylsilyloxy)arsane	C18 H45 As O3 Si3	43.815	7809	2928	3
63	Tris(tert-butyltrimethylsilyloxy)arsane	C18 H45 As O3 Si3	43.997	7625	2751	3
64	Tris(tert-butyltrimethylsilyloxy)arsane	C18 H45 As O3 Si3	44.071	8040	3170	3
65	Tris(tert-butyltrimethylsilyloxy)arsane	C18 H45 As O3 Si3	44.266	7015	4400	3
66	Tris(tert-butyltrimethylsilyloxy)arsane	C18 H45 As O3 Si3	44.424	8596	3097	3
67	(R)-9-[(S)-2-(Hydroxymethyl)pyrrolidin-1-yl]-3-methyl-3,4-dihydro-2H-benzo[b][1,4,5]oxathiazepine 1,1-dioxide	C14 H20 N2 O4 S	44.475	6289	1767	3
68	Tris(tert-butyltrimethylsilyloxy)arsane	C18 H45 As O3 Si3	44.913	6725	4674	3
69	Tris(tert-butyltrimethylsilyloxy)arsane	C18 H45 As O3 Si3	45.024	10693	3947	3
70	1-Isopropoxy-5-propyl-2,3-bis-trimethylsilyl-1,2-dihydroborinine	C17 H35 B O Si2	45.281	6142	1906	2
71	Tris(tert-butyltrimethylsilyloxy)arsane	C18 H45 As O3 Si3	46.002	6519	2596	3
72	Tris(tert-butyltrimethylsilyloxy)arsane	C18 H45 As O3 Si3	46.506	6735	1862	3
73			46.687	9504	2933	0
74	Tris(tert-butyltrimethylsilyloxy)arsane	C18 H45 As O3 Si3	47.246	8681	1941	3
75	O,O-Dimethyl [1-(4-methyl-1,2,5-oxadiazol-3-ylamino)-1-(2-fluorophenyl)methyl]phosphonate	C12 H15 F N3 O4 P	47.343	12471	3216	3
76	Tris(tert-butyltrimethylsilyloxy)arsane	C18 H45 As O3 Si3	47.751	8470	2359	3
77	Tris(tert-butyltrimethylsilyloxy)arsane	C18 H45 As O3 Si3	47.924	9455	3245	3
78	N,N-Dimethyl-4-nitroso-3-(trimethylsilyl)aniline	C11 H18 N2 O Si	48.234	10268	2459	3
79	1-Boraindane, 3-methyl-1-[1-(trimethylsilyl)-2,4-cyclopentadien-3-yl]-	C17 H23 B Si	48.280	6315	2718	3
80	Tris(tert-butyltrimethylsilyloxy)arsane	C18 H45 As O3 Si3	48.723	11715	3159	3
81	Tris(tert-butyltrimethylsilyloxy)arsane	C18 H45 As O3 Si3	49.082	7743	3227	3
82	Tris(tert-butyltrimethylsilyloxy)arsane	C18 H45 As O3 Si3	49.560	9278	3323	3

Compound Details

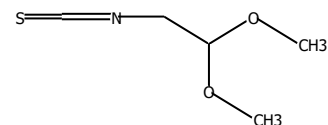
Cpd. 1: Isothiocyanatoacetaldehyde dimethyl acetal

Name	Formula	RT	CAS	ID Source	Score	Algorithm	Lib/DB
Isothiocyanatoacetaldehyde dimethyl acetal	C5 H9 N O2 S	5.114	75052-04-9	LibSearch	45.14	Integrate	NIST17.L

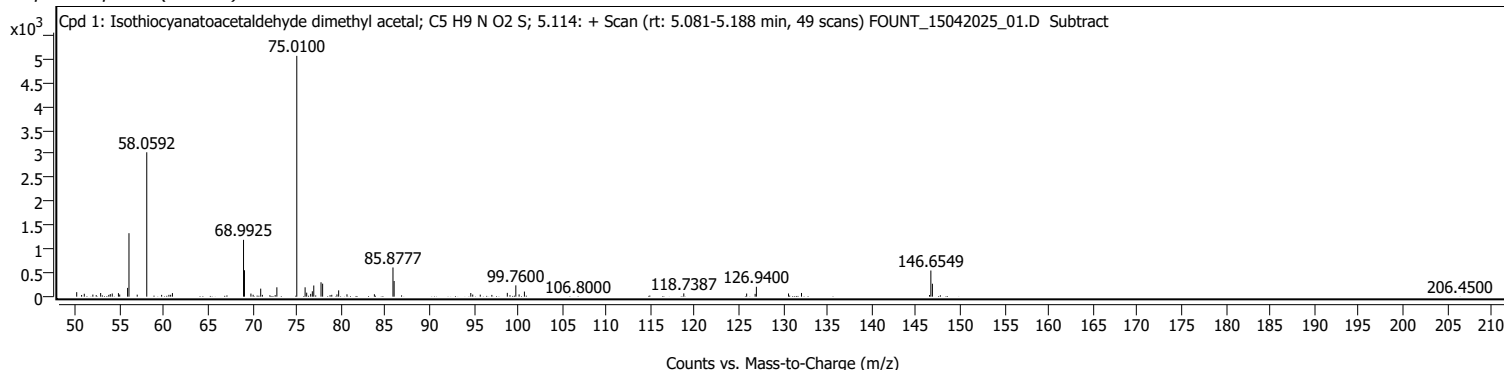
Compound ID Table

Name	Formula	ID Source	RT	CAS	Score
Isothiocyanatoacetaldehyde dimethyl acetal	C5H9NO2S	LibSearch	5.114	75052-04-9	45.14
N-[1-[4-Chlorophenyl]-1H-tetrazol-5-yl]-N',N'-diethyl-N-methyl-1,2-ethanediamine	C14H21ClN6	LibSearch	5.114	1000213-46-2	38.14
Ethanol, 2-(diethylamino)-, N-oxide	C6H15NO2	LibSearch	5.114	16684-49-4	38.06

Structure



Compound Spectra (overlaid)



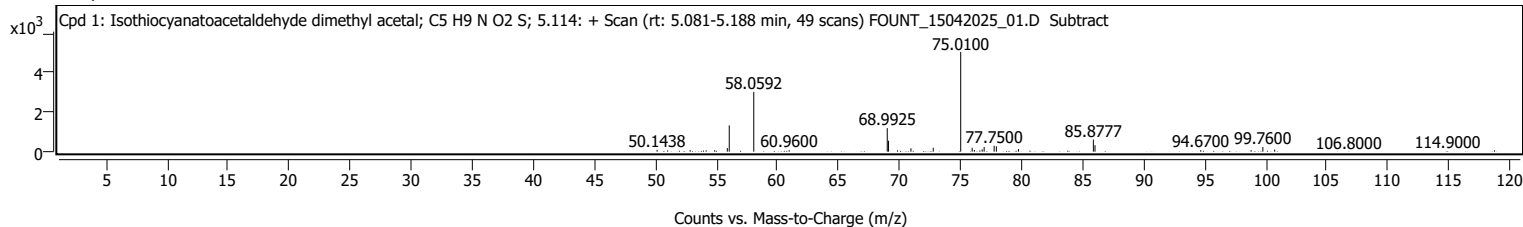
Isothiocyanatoacetaldehyde dimethyl acetal

m/z (prec.)	Species	CE	Score (Lib)	Score (Fwd)	Score (Rev)	Lib/DB
			45.14			NIST17.L

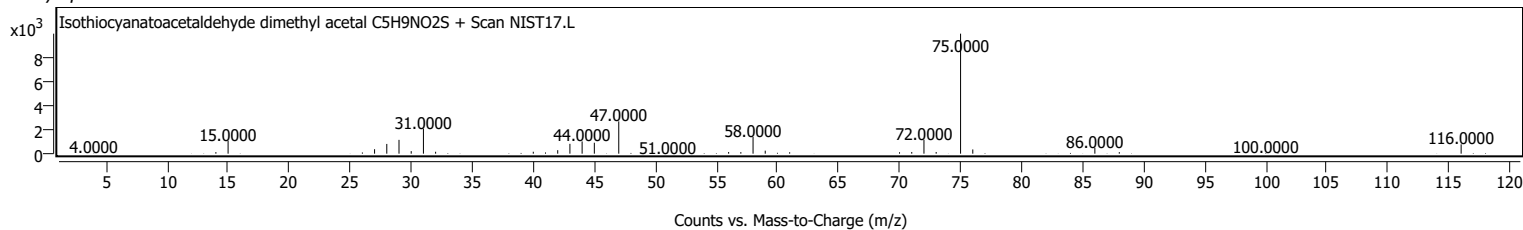
Library Match Details

m/z (prec.)	Species	CE	Score (Lib)	Score (Fwd)	Score (Rev)	Lib/DB
			45.14			NIST17.L

Observed Spectrum



Library Spectrum



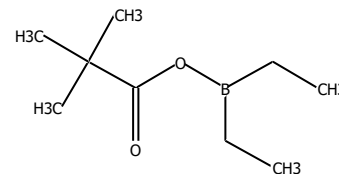
Cpd. 2: Propanoic acid, 2,2-dimethyl-, anhydride with diethylboronic acid

Name	Formula	RT	CAS	ID Source	Score	Algorithm	Lib/DB
Propanoic acid, 2,2-dimethyl-, anhydride with diethylboronic acid	C9 H19 B O2	5.234	34574-27-1	LibSearch	64.34	Integrate	NIST17.L

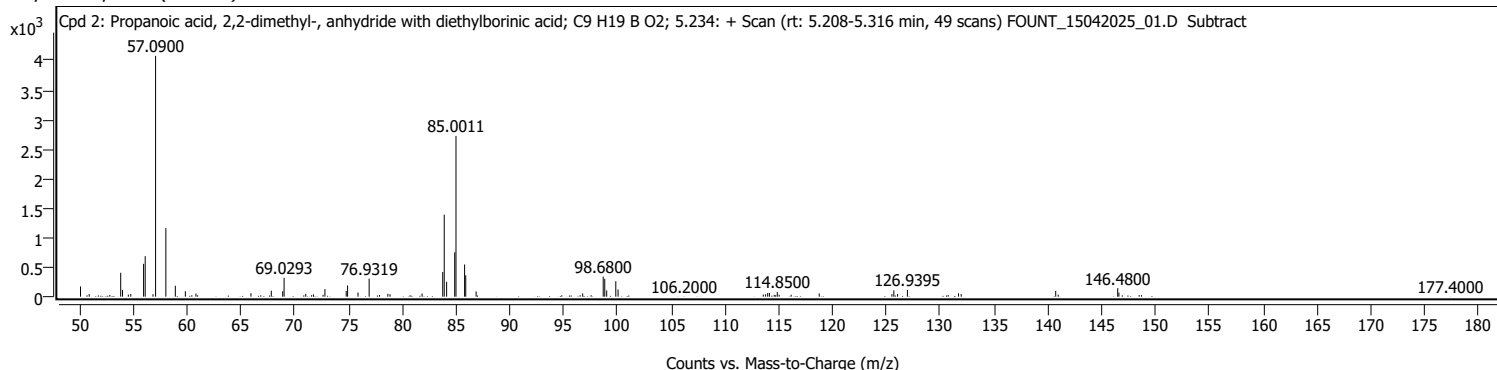
Compound ID Table

Name	Formula	ID Source	RT	CAS	Score
Propanoic acid, 2,2-dimethyl-, anhydride with diethylboronic acid	C9H19BO2	LibSearch	5.234	34574-27-1	64.34
Aluminum, triethyl-	C6H15Al	LibSearch	5.234	97-93-8	60.91
Boric acid, diethyl-	C4H11BO	LibSearch	5.234	4426-31-7	59.54

Structure



Compound Spectra (overlaid)



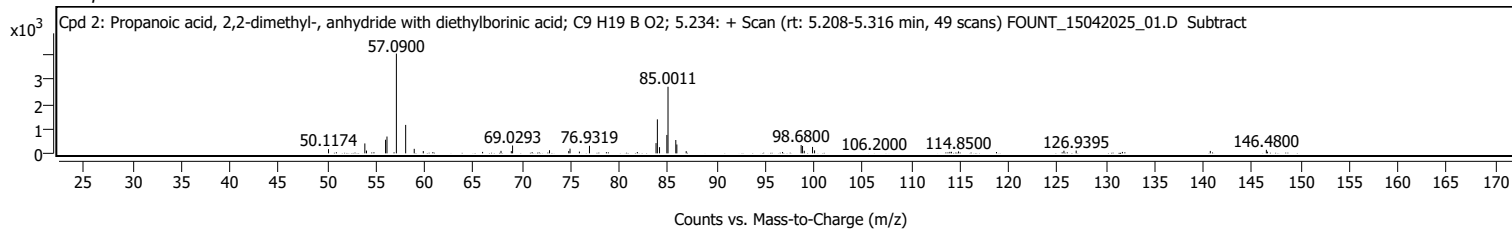
Propanoic acid, 2,2-dimethyl-, anhydride with diethylboronic acid

m/z (prec.)	Species	CE	Score (Lib)	Score (Fwd)	Score (Rev)	Lib/DB
64.34						NIST17.L


Library Match Details

m/z (prec.)	Species	CE	Score (Lib)	Score (Fwd)	Score (Rev)	Lib/DB
64.34						NIST17.L

Observed Spectrum



Library Spectrum



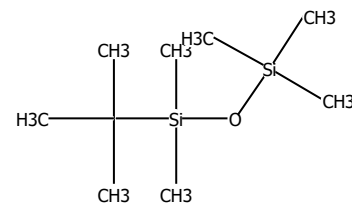
Cpd. 3: tert-Butylpentamethyldisiloxane

Name	Formula	RT	CAS	ID Source	Score	Algorithm	Lib/DB
tert-Butylpentamethyldisiloxane	C9H24O Si2	5.463	67875-54-1	LibSearch	55.09	Integrate	NIST17.L

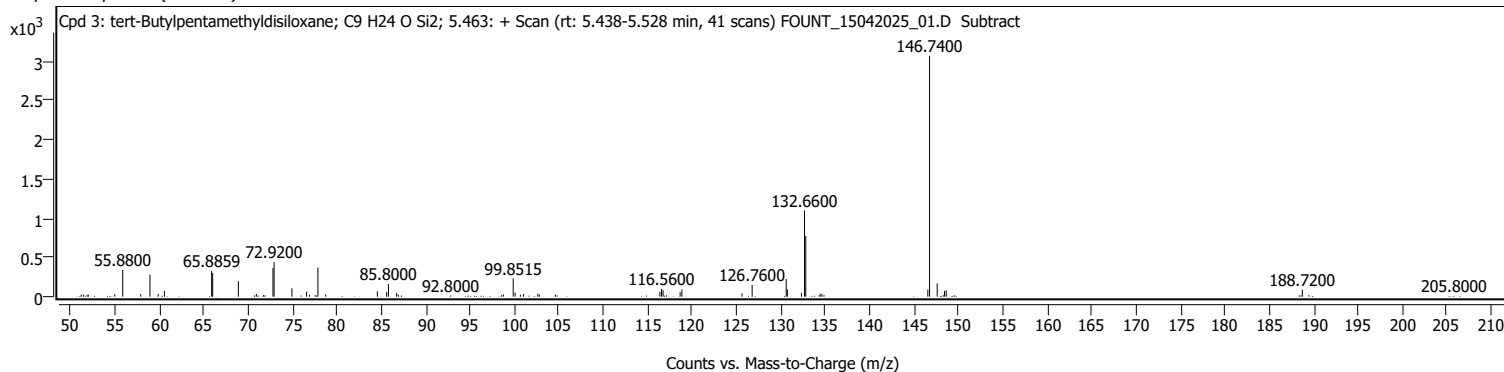
Compound ID Table

Name	Formula	ID Source	RT	CAS	Score
tert-Butylpentamethyldisiloxane	C9H24OSi2	LibSearch	5.463	67875-54-1	55.09
3-[1-(4-Methoxy-phenyl)-1H-tetrazol-5-ylsulfanyl]-propionitrile	C11H11N5OS	LibSearch	5.463	1000274-76-2	54.30
Disiloxane, hexamethyl-	C6H18OSi2	LibSearch	5.463	107-46-0	53.73

Structure



Compound Spectra (overlaid)



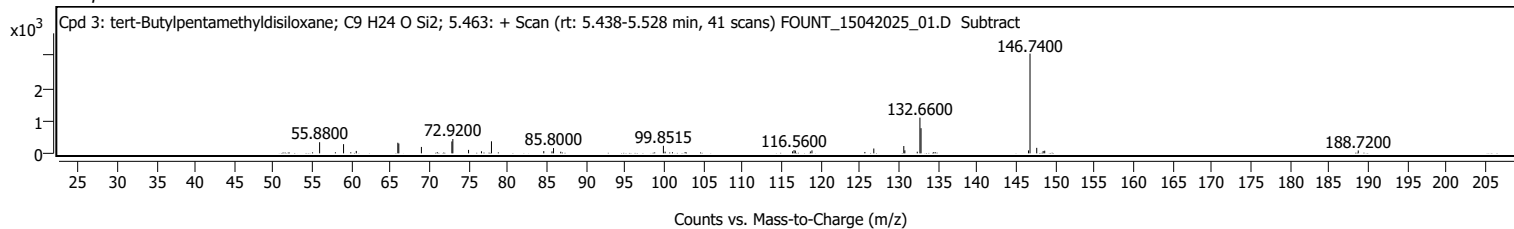
tert-Butylpentamethyldisiloxane

m/z (prec.)	Species	CE	Score (Lib)	Score (Fwd)	Score (Rev)	Lib/DB
			55.09			NIST17.L


Library Match Details

m/z (prec.)	Species	CE	Score (Lib)	Score (Fwd)	Score (Rev)	Lib/DB
			55.09			NIST17.L

Observed Spectrum



Library Spectrum



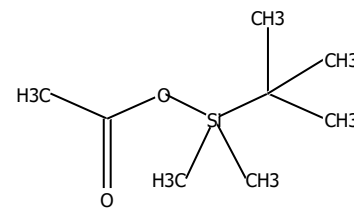
Cpd. 4: Acetic acid, TBDMS derivative

Name	Formula	RT	CAS	ID Source	Score	Algorithm	Lib/DB
Acetic acid, TBDMS derivative	C8 H18 O2 Si	5.903	37170-48-2	LibSearch	64.06	Integrate	NIST17.L

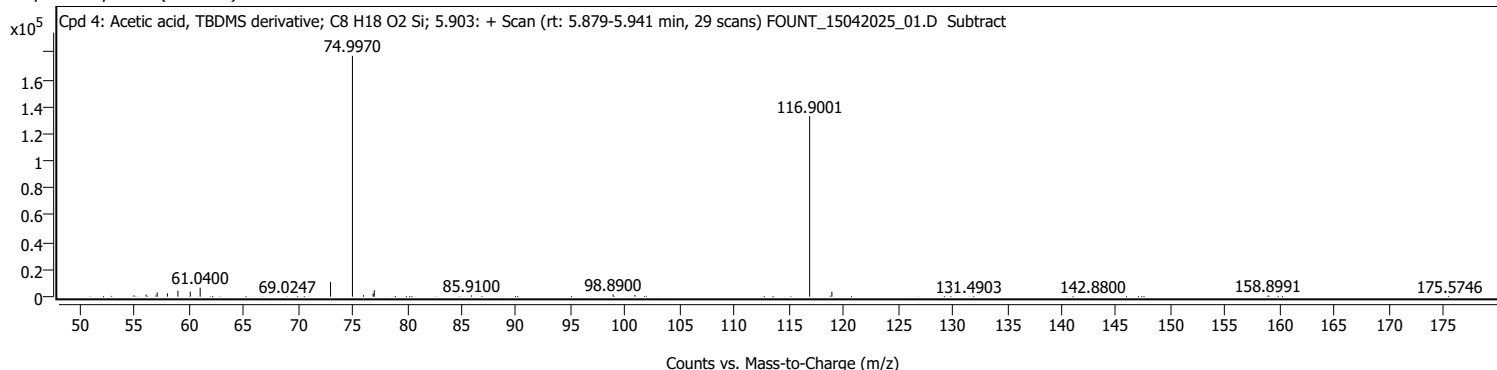
Compound ID Table

Name	Formula	ID Source	RT	CAS	Score
Acetic acid, TBDMS derivative	C8H18O2Si	LibSearch	5.903	37170-48-2	64.06
Acetic acid, TBDMS derivative	C8H18O2Si	LibSearch	5.903	37170-48-2	62.15
Propan-2-ol, O-tert-butylidimethylsilyl ether	C9H22OSi	LibSearch	5.903	17348-66-2	61.17

Structure



Compound Spectra (overlaid)



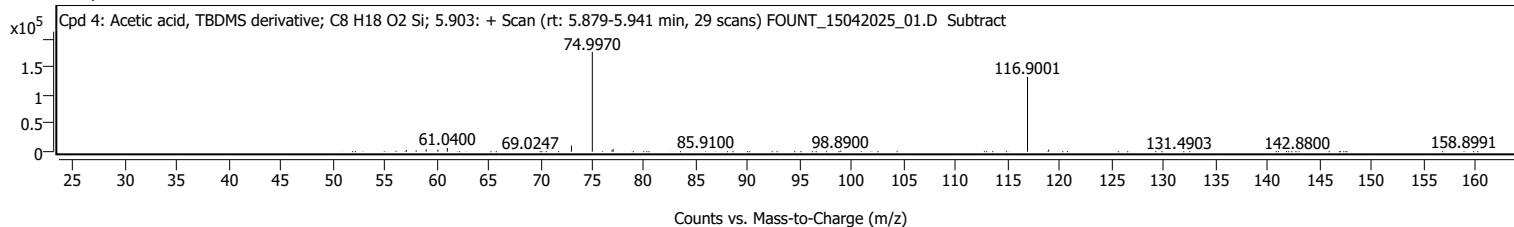
Acetic acid, TBDMS derivative

m/z (prec.)	Species	CE	Score (Lib)	Score (Fwd)	Score (Rev)	Lib/DB
			64.06			NIST17.L

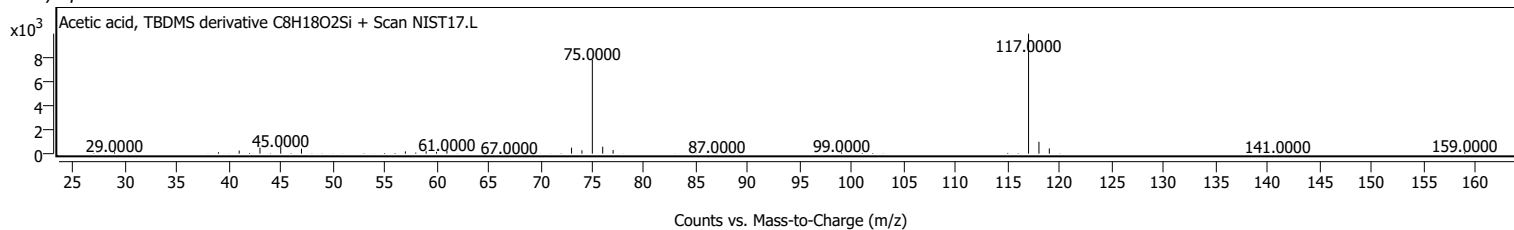
Library Match Details

m/z (prec.)	Species	CE	Score (Lib)	Score (Fwd)	Score (Rev)	Lib/DB
			64.06			NIST17.L

Observed Spectrum



Library Spectrum



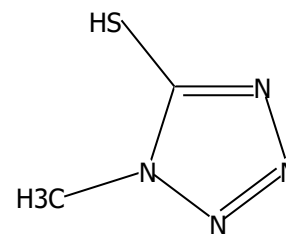
Cpd. 5: 1-Methyl-5-mercaptotetrazole

Name	Formula	RT	CAS	ID Source	Score	Algorithm	Lib/DB
1-Methyl-5-mercaptotetrazole	C2 H4 N4 S	6.123	13183-79-4	LibSearch	61.91	Integrate	NIST17.L

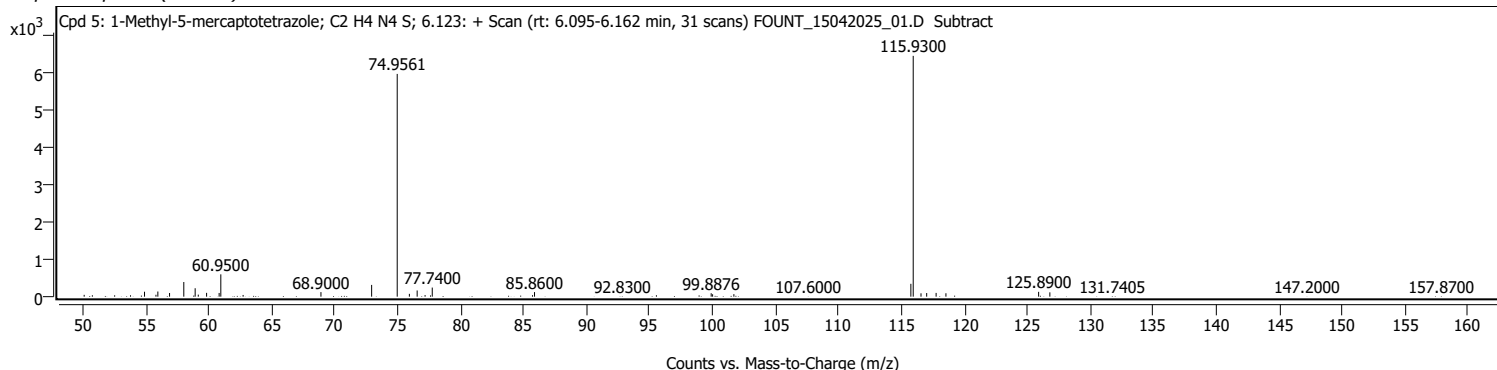
Compound ID Table

Name	Formula	ID Source	RT	CAS	Score
1-Methyl-5-mercaptotetrazole	C2H4N4S	LibSearch	6.123	13183-79-4	61.91
1-Methyl-5-mercaptotetrazole	C2H4N4S	LibSearch	6.123	13183-79-4	59.50
Isothiocyanatoacetaldehyde dimethyl acetal	C5H9NO2S	LibSearch	6.123	75052-04-9	50.89

Structure



Compound Spectra (overlaid)



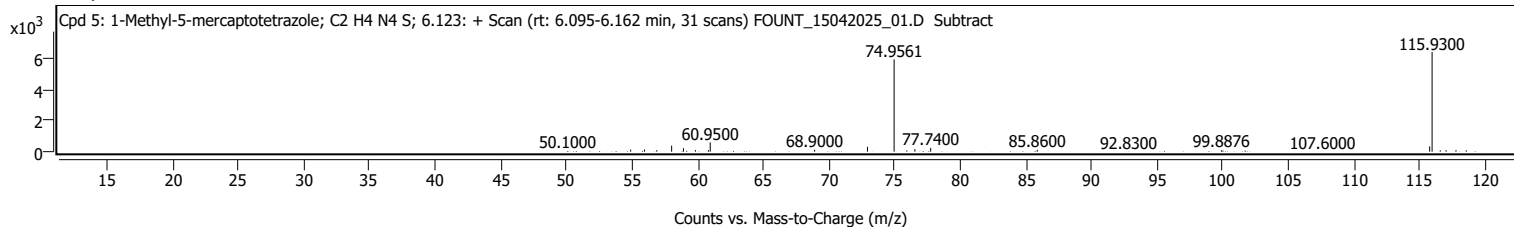
1-Methyl-5-mercaptotetrazole

m/z (prec.)	Species	CE	Score (Lib)	Score (Fwd)	Score (Rev)	Lib/DB
61.91			61.91			NIST17.L

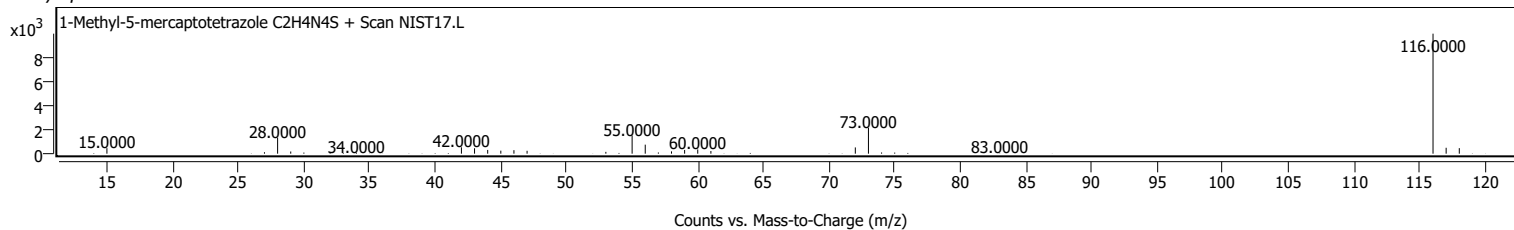
Library Match Details

m/z (prec.)	Species	CE	Score (Lib)	Score (Fwd)	Score (Rev)	Lib/DB
61.91			61.91			NIST17.L

Observed Spectrum



Library Spectrum



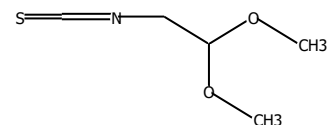
Cpd. 6: Isothiocyanatoacetaldehyde dimethyl acetal

Name	Formula	RT	CAS	ID Source	Score	Algorithm	Lib/DB
Isothiocyanatoacetaldehyde dimethyl acetal	C5H9NO2S	6.223	75052-04-9	LibSearch	50.59	Integrate	NIST17.L

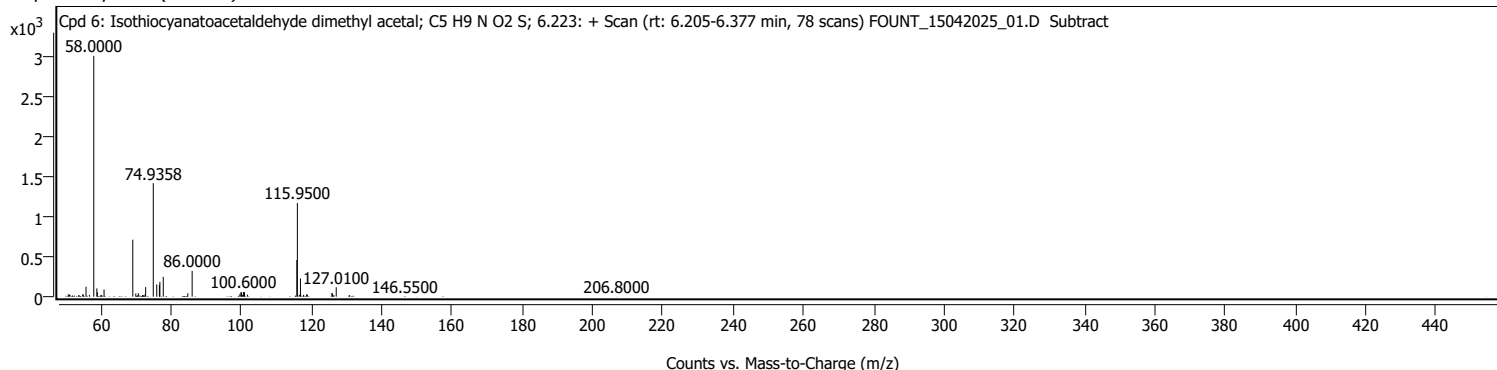
Compound ID Table

Name	Formula	ID Source	RT	CAS	Score
Isothiocyanatoacetaldehyde dimethyl acetal	C5H9NO2S	LibSearch	6.223	75052-04-9	50.59
Trimethylsilyl isothiocyanate	C4H9NSSi	LibSearch	6.223	2290-65-5	46.33
Benzethonium Chloride	C27H42ClNO2	LibSearch	6.223	121-54-0	44.02

Structure



Compound Spectra (overlaid)



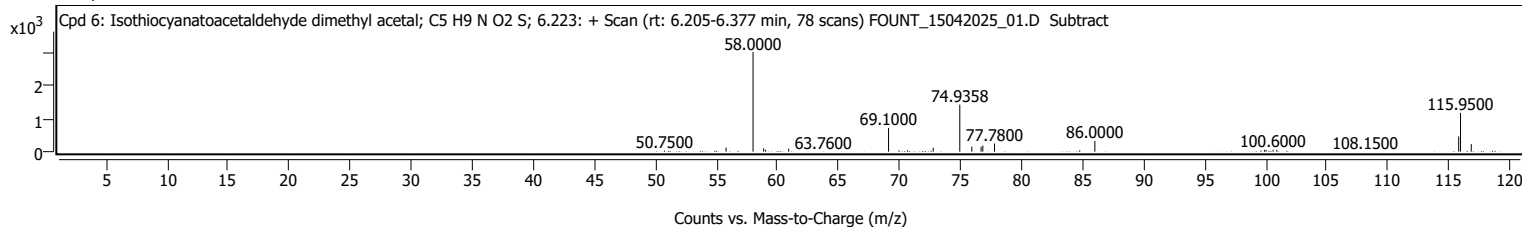
Isothiocyanatoacetaldehyde dimethyl acetal

m/z (prec.)	Species	CE	Score (Lib)	Score (Fwd)	Score (Rev)	Lib/DB
50.59						NIST17.L

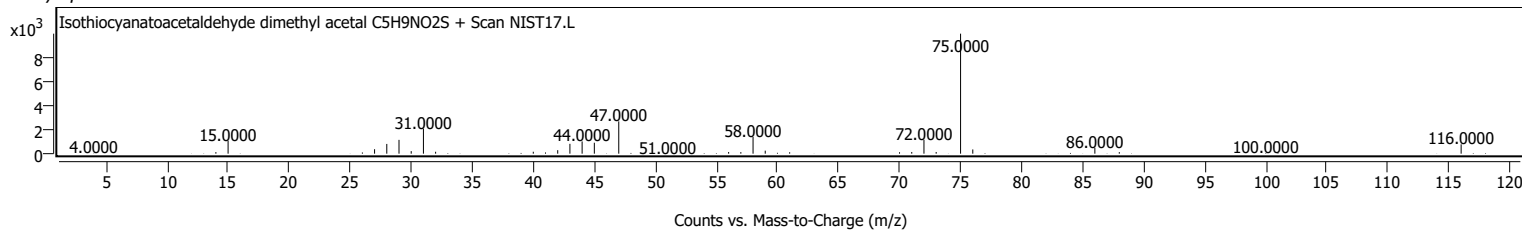
Library Match Details

m/z (prec.)	Species	CE	Score (Lib)	Score (Fwd)	Score (Rev)	Lib/DB
50.59						NIST17.L

Observed Spectrum



Library Spectrum



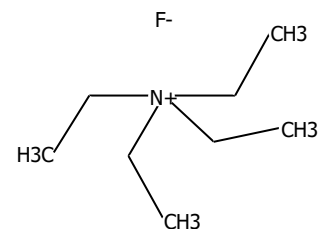
Cpd. 7: Tetraethyl ammonium fluoride

Name	Formula	RT	CAS	ID Source	Score	Algorithm	Lib/DB
Tetraethyl ammonium fluoride	C8 H20 F N	6.448	665-46-3	LibSearch	43.29	Integrate	NIST17.L

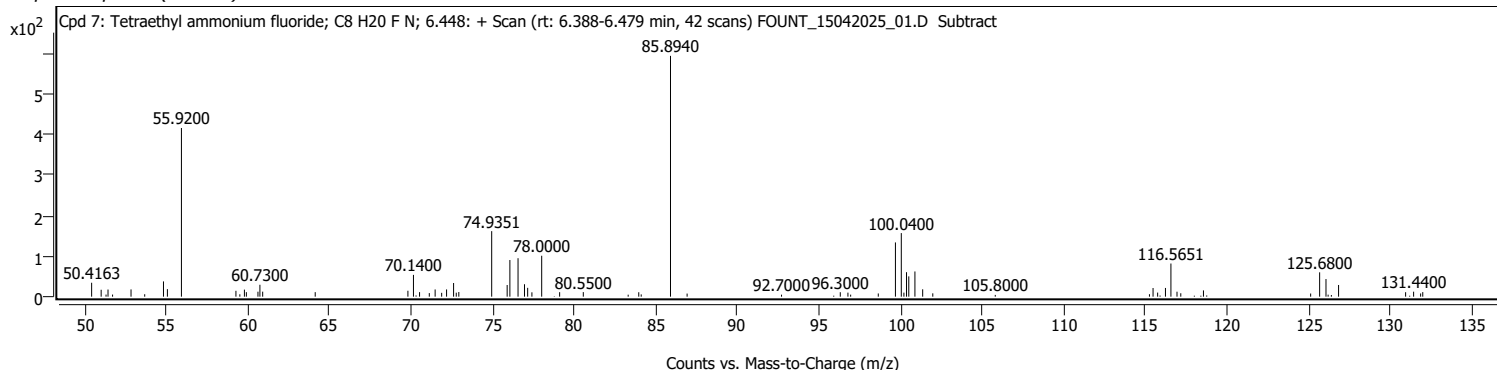
Compound ID Table

Name	Formula	ID Source	RT	CAS	Score
Tetraethyl ammonium fluoride	C8H20FN	LibSearch	6.448	665-46-3	43.29
Tetraethylammonium chloride	C8H20ClN	LibSearch	6.448	56-34-8	41.77
Arsine	AsH3	LibSearch	6.448	7784-42-1	40.20

Structure



Compound Spectra (overlaid)



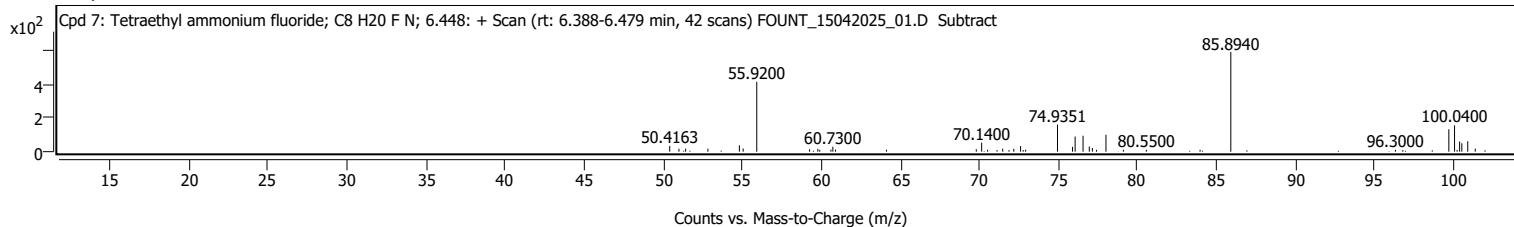
Tetraethyl ammonium fluoride

m/z (prec.)	Species	CE	Score (Lib)	Score (Fwd)	Score (Rev)	Lib/DB
			43.29			NIST17.L

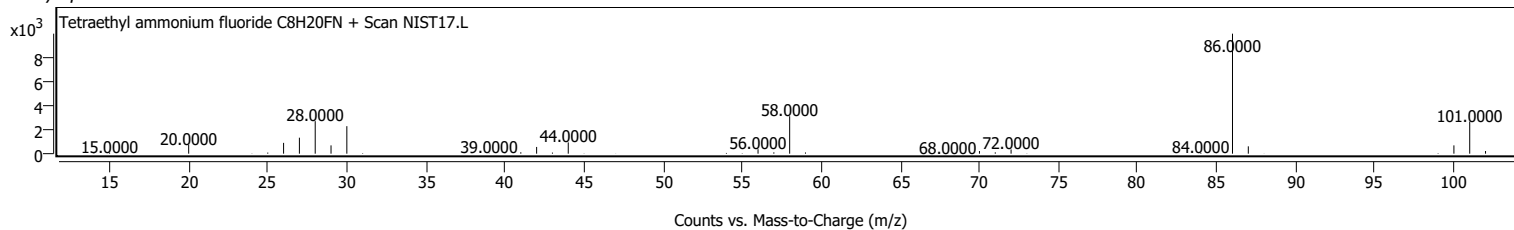
Library Match Details

m/z (prec.)	Species	CE	Score (Lib)	Score (Fwd)	Score (Rev)	Lib/DB
			43.29			NIST17.L

Observed Spectrum



Library Spectrum



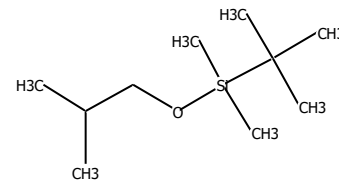
Cpd. 8: Isobutanol, TBDMS derivative

Name	Formula	RT	CAS	ID Source	Score	Algorithm	Lib/DB
Isobutanol, TBDMS derivative	C10H24O Si	6.687	1000333-00-3	LibSearch	54.21	Integrate	NIST17.L

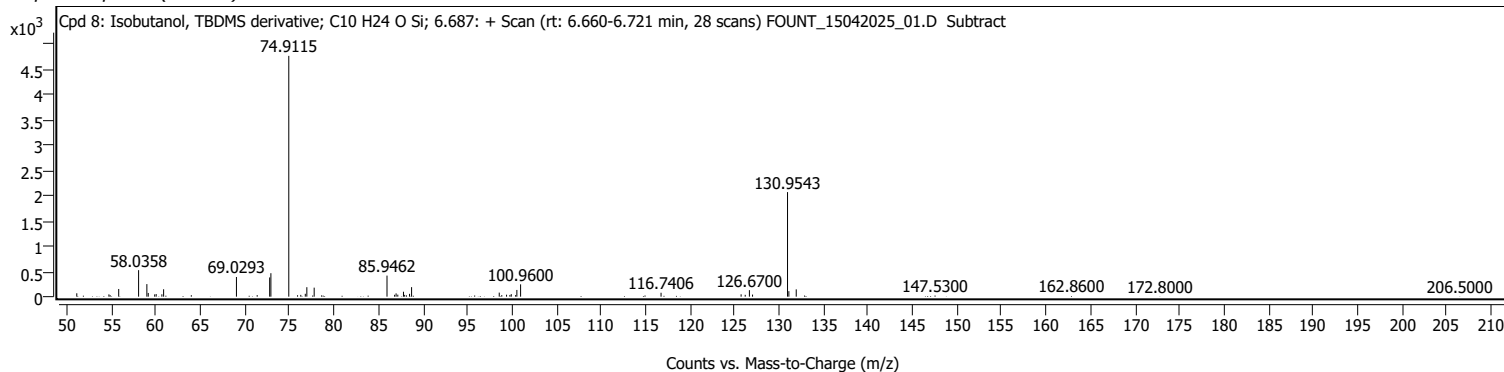
Compound ID Table

Name	Formula	ID Source	RT	CAS	Score
Isobutanol, TBDMS derivative	C10H24OSi	LibSearch	6.687	1000333-00-3	54.21
1-Propanethiol, 3-(diethylboryloxy)-	C7H17BOS	LibSearch	6.687	1000161-78-5	54.07
1-Butanol, TBDMS derivative	C10H24OSi	LibSearch	6.687	1000333-04-7	52.25

Structure



Compound Spectra (overlaid)




Isobutanol, TBDMS derivative

m/z (prec.)	Species	CE	Score (Lib)	Score (Fwd)	Score (Rev)	Lib/DB
			54.21			NIST17.L

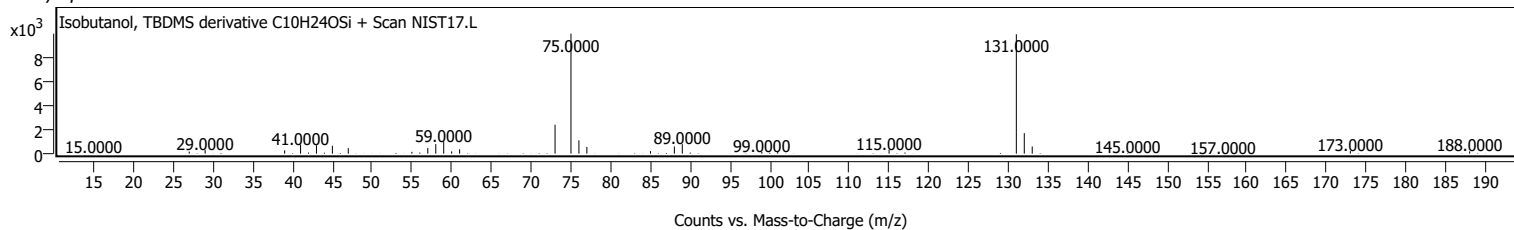
Library Match Details

m/z (prec.)	Species	CE	Score (Lib)	Score (Fwd)	Score (Rev)	Lib/DB
			54.21			NIST17.L

Observed Spectrum



Library Spectrum



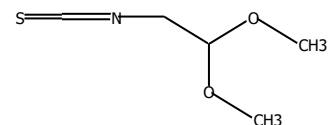
Cpd. 9: Isothiocyanatoacetaldehyde dimethyl acetal

Name	Formula	RT	CAS	ID Source	Score	Algorithm	Lib/DB
Isothiocyanatoacetaldehyde dimethyl acetal	C5H9NO2S	6.771	75052-04-9	LibSearch	40.04	Integrate	NIST17.L

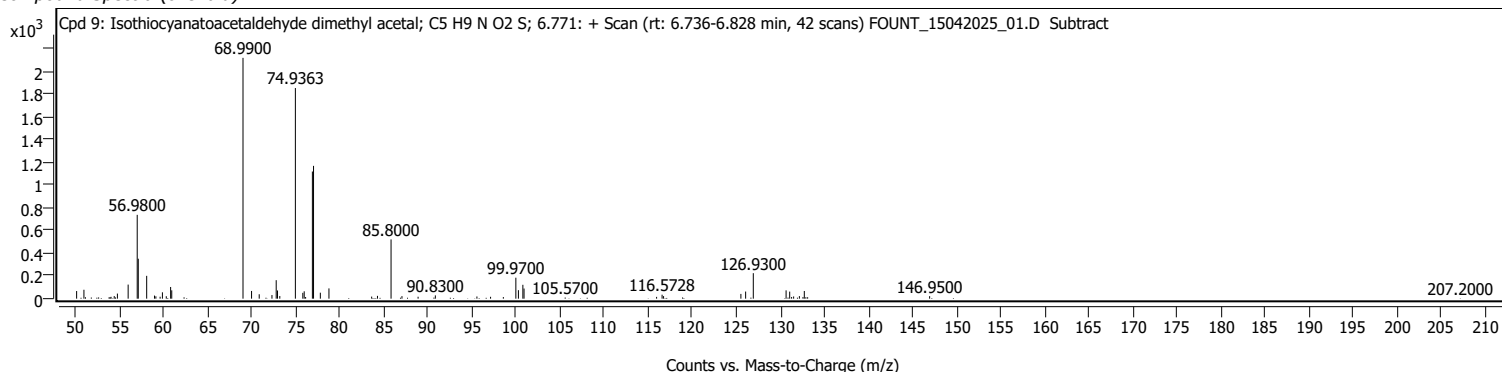
Compound ID Table

Name	Formula	ID Source	RT	CAS	Score
Isothiocyanatoacetaldehyde dimethyl acetal	C5H9NO2S	LibSearch	6.771	75052-04-9	40.04
Borinic acid, diethyl-	C4H11BO	LibSearch	6.771	4426-31-7	38.07
Borinic acid, diethyl-	C4H11BO	LibSearch	6.771	4426-31-7	37.77

Structure



Compound Spectra (overlaid)



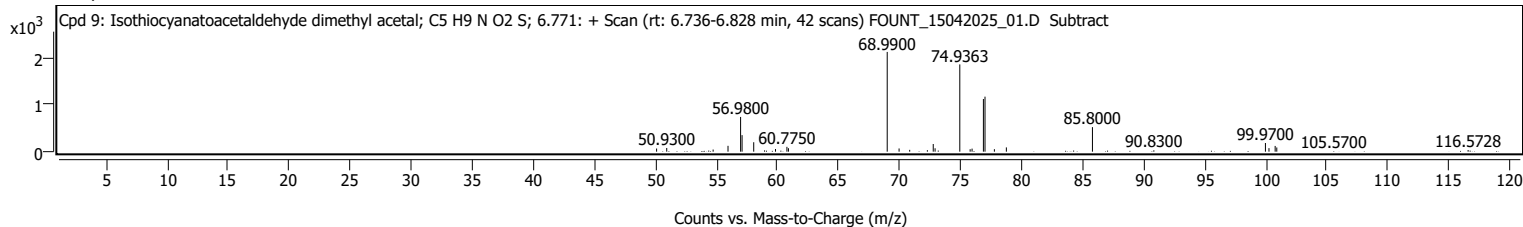
Isothiocyanatoacetaldehyde dimethyl acetal

m/z (prec.)	Species	CE	Score (Lib)	Score (Fwd)	Score (Rev)	Lib/DB
			40.04			NIST17.L

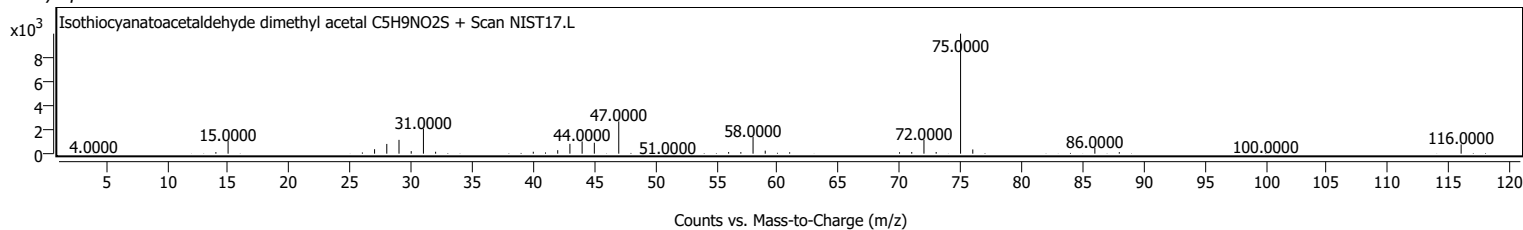
Library Match Details

m/z (prec.)	Species	CE	Score (Lib)	Score (Fwd)	Score (Rev)	Lib/DB
			40.04			NIST17.L

Observed Spectrum



Library Spectrum



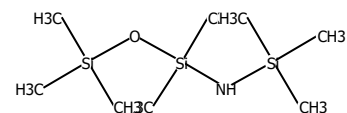
Cpd. 10: Disiloxanamine, 1,1,3,3,3-pentamethyl-N-(trimethylsilyl)-

Name	Formula	RT	CAS	ID Source	Score	Algorithm	Lib/DB
Disiloxanamine, 1,1,3,3,3-pentamethyl-N-(trimethylsilyl)-	C8 H25 N O Si3	7.186	17883-25-9	LibSearch	60.25	Integrate	NIST17.L

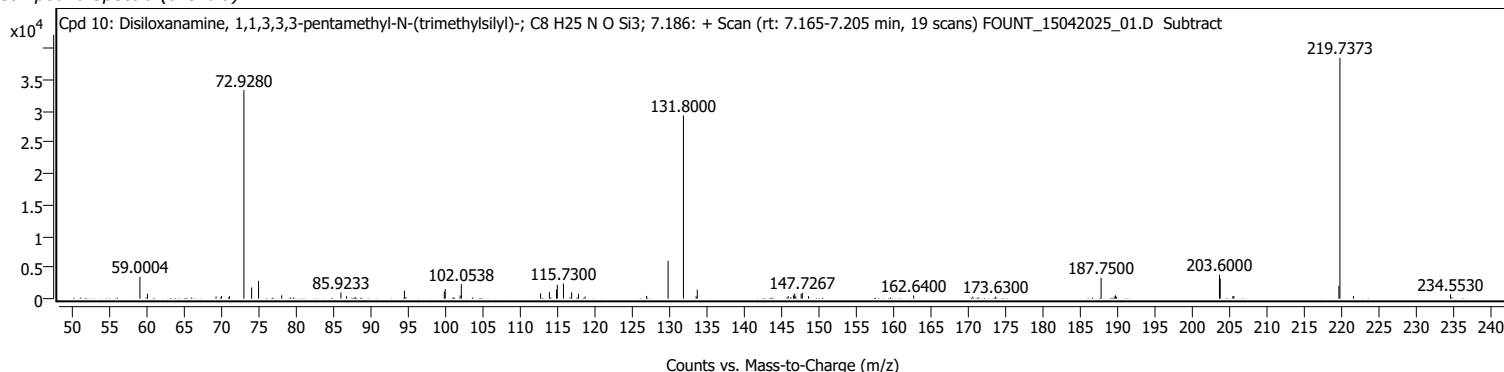
Compound ID Table

Name	Formula	ID Source	RT	CAS	Score
Disiloxanamine, 1,1,3,3,3-pentamethyl-N-(trimethylsilyl)-	C8H25NOSi3	LibSearch	7.186	17883-25-9	60.25
4-Chloropyridazine 1-oxide	C4H3ClN2O	LibSearch	7.186	7217-74-5	41.52
3-Chloropyridazine 1-oxide	C4H3ClN2O	LibSearch	7.186	7217-73-4	37.59

Structure



Compound Spectra (overlaid)



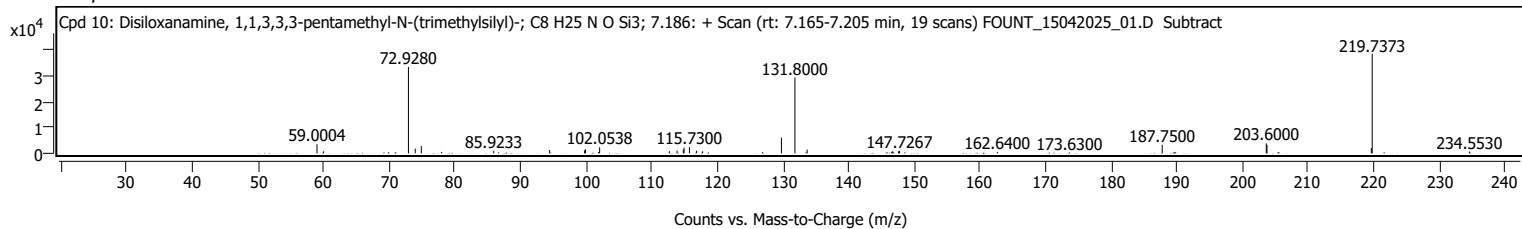
Disiloxanamine,
1,1,3,3,3-pentamethyl-
N-(trimethylsilyl)-

m/z (prec.)	Species	CE	Score (Lib)	Score (Fwd)	Score (Rev)	Lib/DB
			60.25			NIST17.L

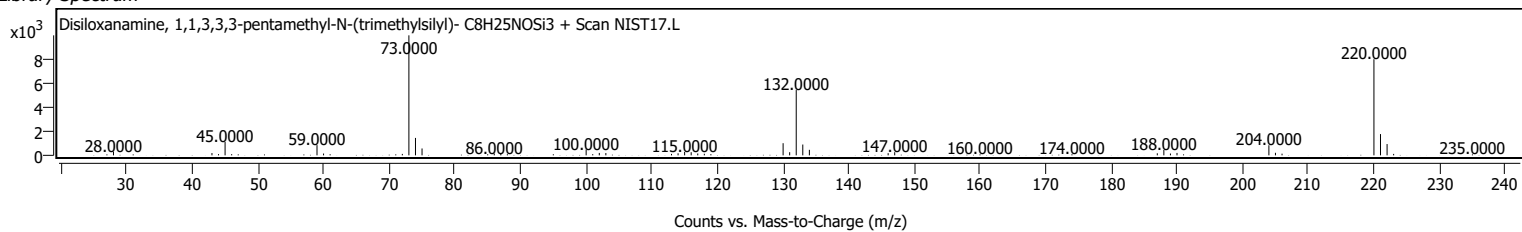
Library Match Details

m/z (prec.)	Species	CE	Score (Lib)	Score (Fwd)	Score (Rev)	Lib/DB
			60.25			NIST17.L

Observed Spectrum



Library Spectrum



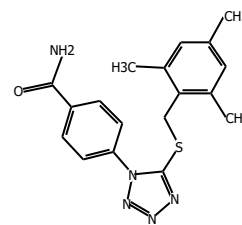
Cpd. 11: Benzamide, 4-[5-(2,4,6-trimethylbenzylthio)-1-tetrazolyl]-

Name	Formula	RT	CAS	ID Source	Score	Algorithm	Lib/DB
Benzamide, 4-[5-(2,4,6-trimethylbenzylthio)-1-tetrazolyl]-	C18 H19 N5 O S	7.226	309735-33-9	LibSearch	54.10	Integrate	NIST17.L

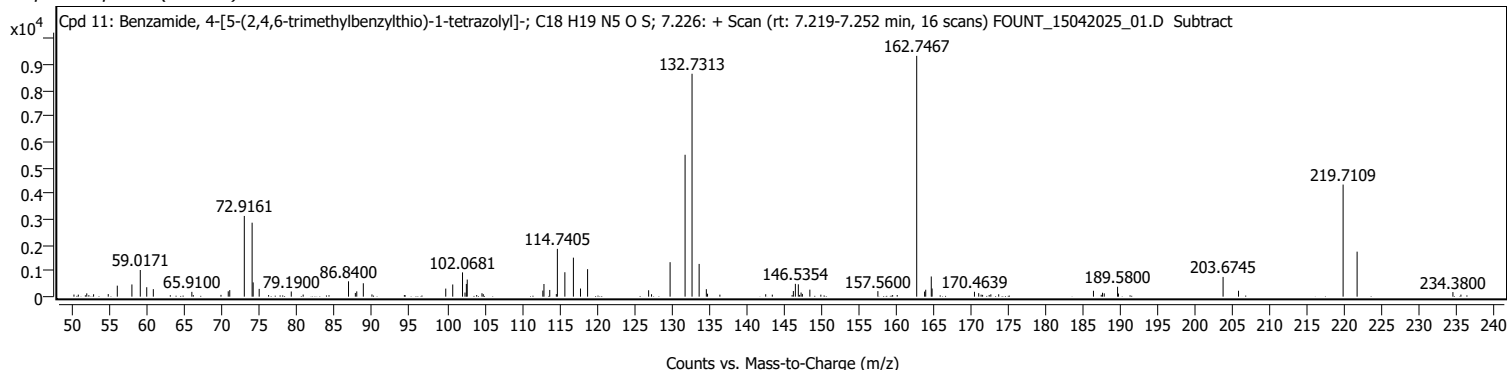
Compound ID Table

Name	Formula	ID Source	RT	CAS	Score
Benzamide, 4-[5-(2,4,6-trimethylbenzylthio)-1-tetrazolyl]-	C18H19N5OS	LibSearch	7.226	309735-33-9	54.10
Di-trimethylsilyl peroxide	C6H18O2Si2	LibSearch	7.226	5796-98-5	46.10
Di-trimethylsilyl peroxide	C6H18O2Si2	LibSearch	7.226	5796-98-5	44.93

Structure



Compound Spectra (overlaid)



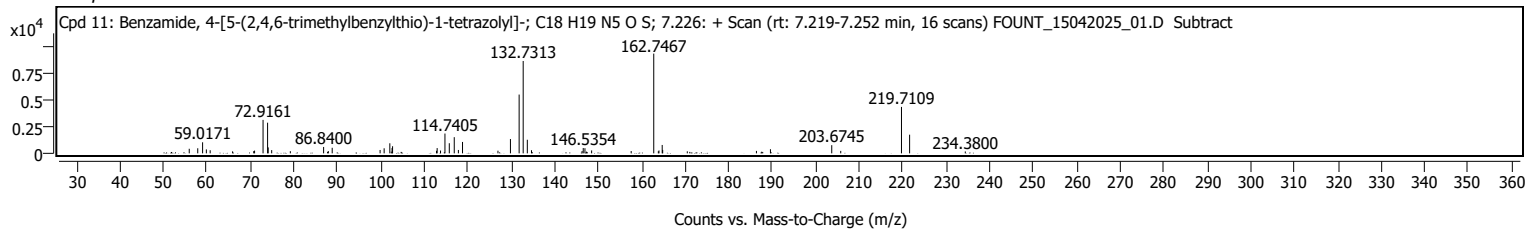
Benzamide, 4-[5-(2,4,6-trimethylbenzylthio)-1-tetrazolyl]-

m/z (prec.)	Species	CE	Score (Lib)	Score (Fwd)	Score (Rev)	Lib/DB
54.10			54.10			NIST17.L

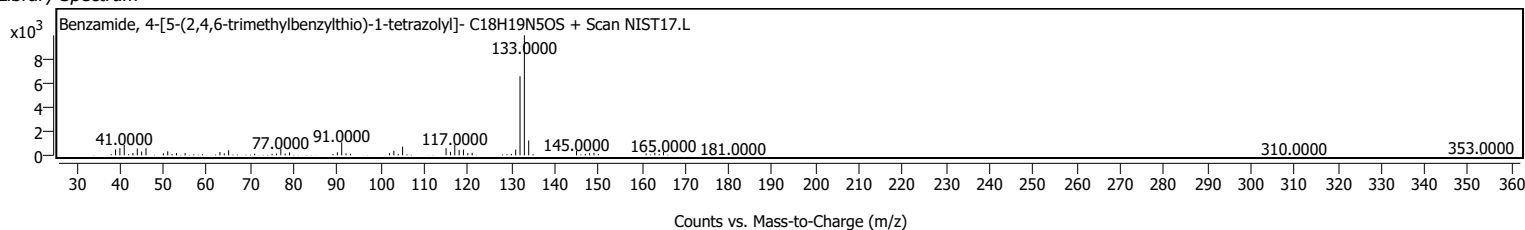
Library Match Details

m/z (prec.)	Species	CE	Score (Lib)	Score (Fwd)	Score (Rev)	Lib/DB
54.10			54.10			NIST17.L

Observed Spectrum



Library Spectrum



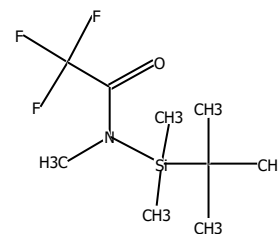
Cpd. 12: N-(tert-butylidimethylsilyl)-2,2,2-trifluoro-N-methylacetamide

Name	Formula	RT	CAS	ID Source	Score	Algorithm	Lib/DB
N-(tert-butylidimethylsilyl)-2,2,2-trifluoro-N-methylacetamide	C9 H18 F3 N O Si	7.509	1000458-45-7	LibSearch	62.85	Integrate	NIST17.L

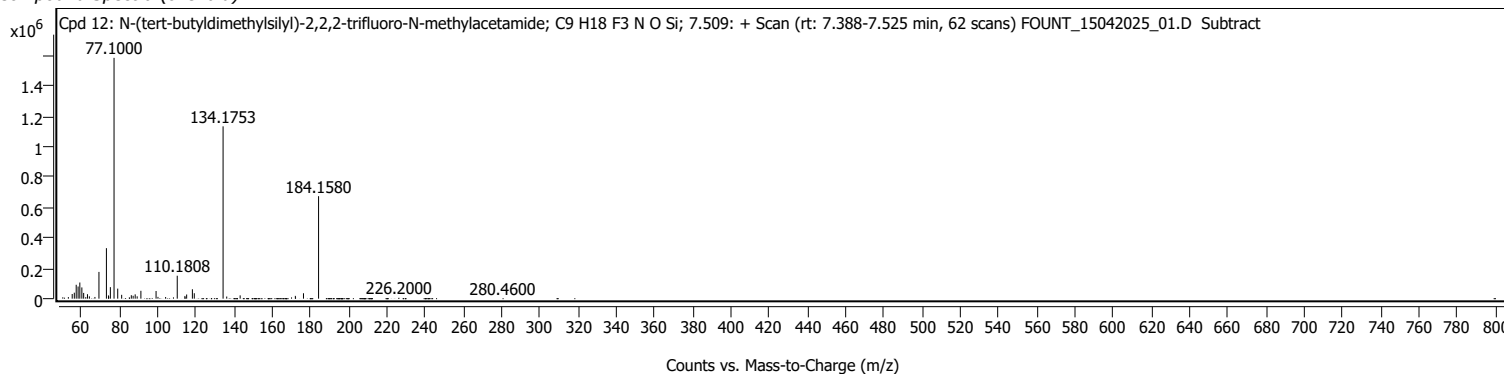
Compound ID Table

Name	Formula	ID Source	RT	CAS	Score
N-(tert-butylidimethylsilyl)-2,2,2-trifluoro-N-methylacetamide	C9H18F3NOSi	LibSearch	7.509	1000458-45-7	62.85
N-(tert-butylidimethylsilyl)trifluoroacetamide	C8H16F3NOSi	LibSearch	7.509	83170-48-3	62.17
N-Methyltrifluoroacetamide, TMS derivative	C6H12F3NOSi	LibSearch	7.509	24589-78-4	39.02

Structure



Compound Spectra (overlaid)



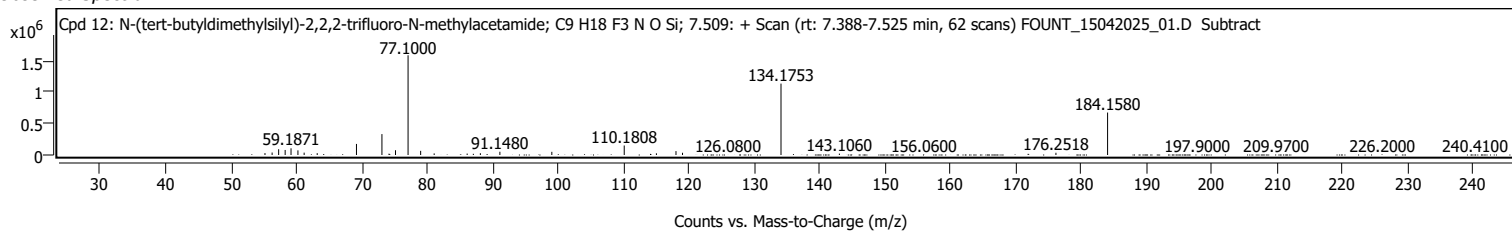
N-(*tert*-butyl(dimethylsilyl))-2,2,2-trifluoro-*N*-methylacetamide

m/z (prec.)	Species	CE	Score (Lib)	Score (Fwd)	Score (Rev)	Lib/DB
			62.85			NIST17.L

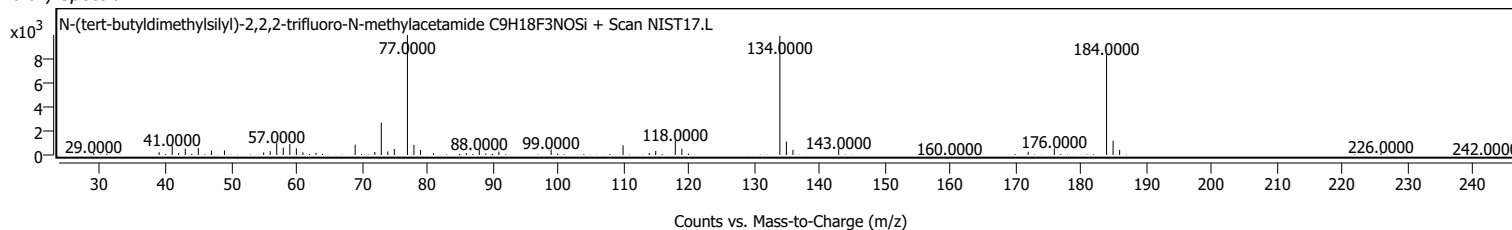
Library Match Details

m/z (prec.)	Species	CE	Score (Lib)	Score (Fwd)	Score (Rev)	Lib/DB
			62.85			NIST17.L

Observed Spectrum



Library Spectrum



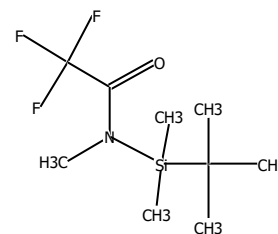
Cpd. 13: N-(tert-butyl(dimethylsilyl))-2,2,2-trifluoro-N-methylacetamide

Name	Formula	RT	CAS	ID Source	Score	Algorithm	Lib/DB
N-(tert-butyl(dimethylsilyl))-2,2,2-trifluoro-N-methylacetamide	C9H18F3NO Si	7.537	1000458-45-7	LibSearch	62.84	Integrate	NIST17.L

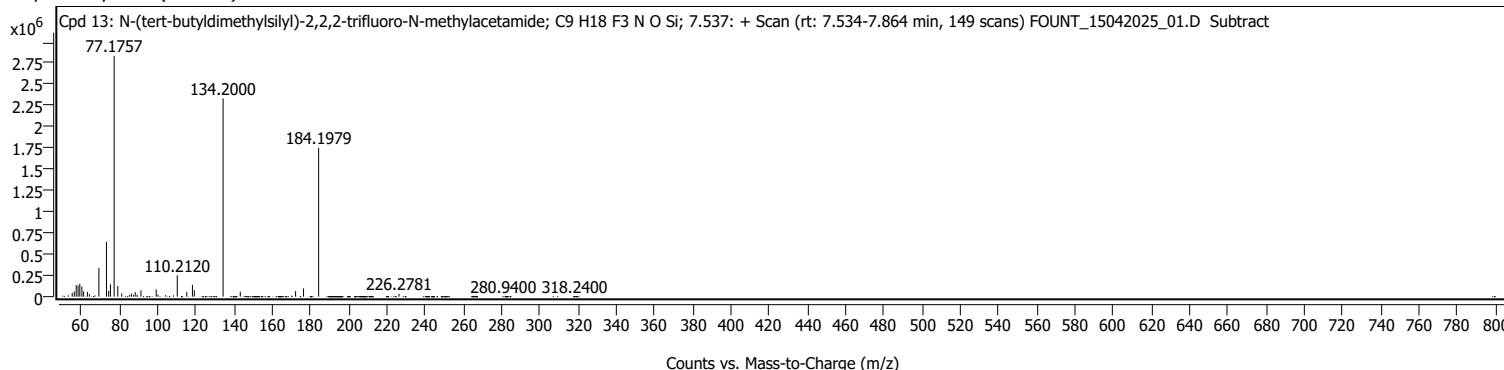
Compound ID Table

Name	Formula	ID Source	RT	CAS	Score
N-(tert-butyl(dimethylsilyl))-2,2,2-trifluoro-N-methylacetamide	C9H18F3NOSi	LibSearch	7.537	1000458-45-7	62.84
N-(tert-butyl(dimethylsilyl))trifluoroacetamide	C8H16F3NOSi	LibSearch	7.537	83170-48-3	60.57
N-Methyltrifluoroacetamide, TMS derivative	C6H12F3NOSi	LibSearch	7.537	24589-78-4	36.52

Structure



Compound Spectra (overlaid)



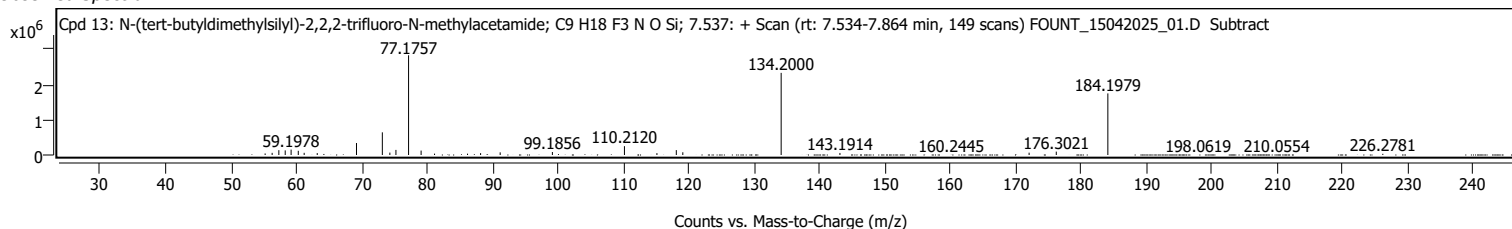
N-(*tert*-butyl(dimethylsilyl))-2,2,2-trifluoro-*N*-methylacetamide

m/z (prec.)	Species	CE	Score (Lib)	Score (Fwd)	Score (Rev)	Lib/DB
			62.84			NIST17.L

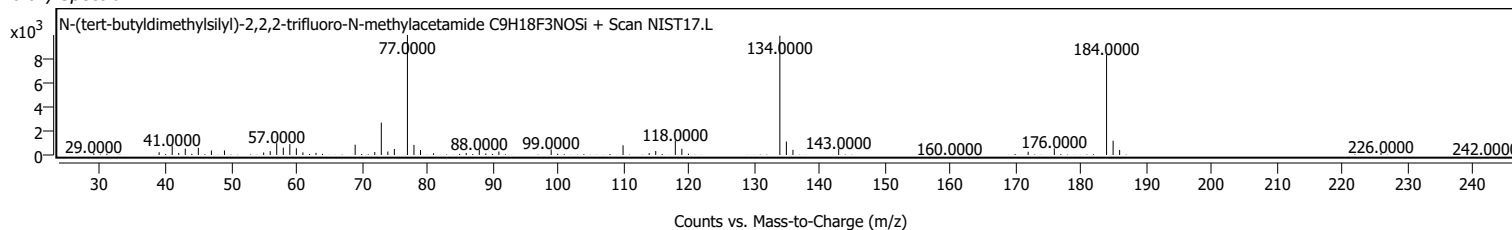
Library Match Details

m/z (prec.)	Species	CE	Score (Lib)	Score (Fwd)	Score (Rev)	Lib/DB
			62.84			NIST17.L

Observed Spectrum



Library Spectrum



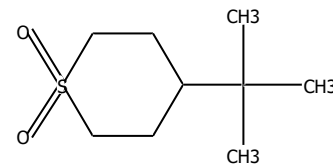
Cpd. 14: 4-(*tert*-Butyl)thiane 1,1-dioxide, (+/-)-

Name	Formula	RT	CAS	ID Source	Score	Algorithm	Lib/DB
4-(<i>tert</i> -Butyl)thiane 1,1-dioxide, (+/-)-	C9H18O2S	8.076	137423-30-4	LibSearch	45.89	Integrate	NIST17.L

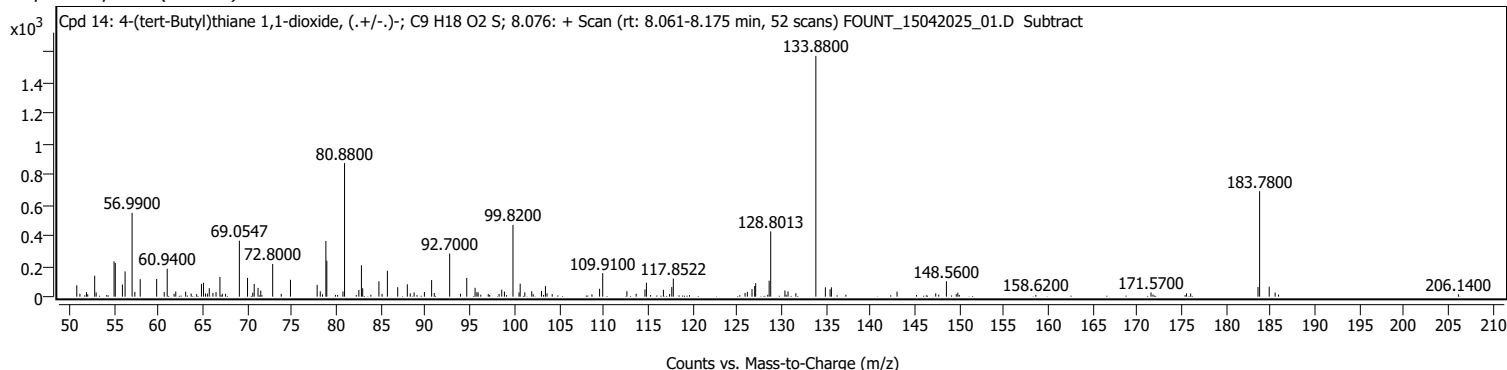
Compound ID Table

Name	Formula	ID Source	RT	CAS	Score
4-(<i>tert</i> -Butyl)thiane 1,1-dioxide, (+/-)-	C9H18O2S	LibSearch	8.076	137423-30-4	45.89
Borinic acid, diethyl-, 5-hexynyl ester	C10H19BO	LibSearch	8.076	62338-11-8	43.07
3-(1,2,3,4-Tetrazol-1-yl)phenol	C7H6N4O	LibSearch	8.076	125620-16-8	39.54

Structure



Compound Spectra (overlaid)



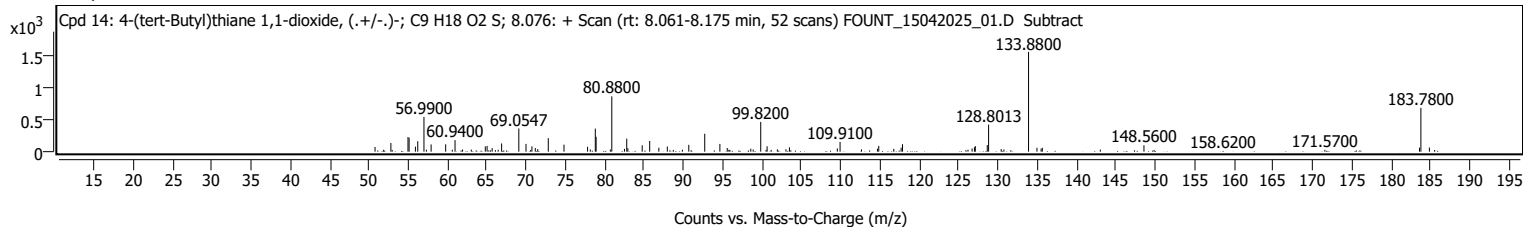
4-(tert-Butyl)thiane 1,1-dioxide, (+/-)-

m/z (prec.)	Species	CE	Score (Lib)	Score (Fwd)	Score (Rev)	Lib/DB
			45.89			NIST17.L

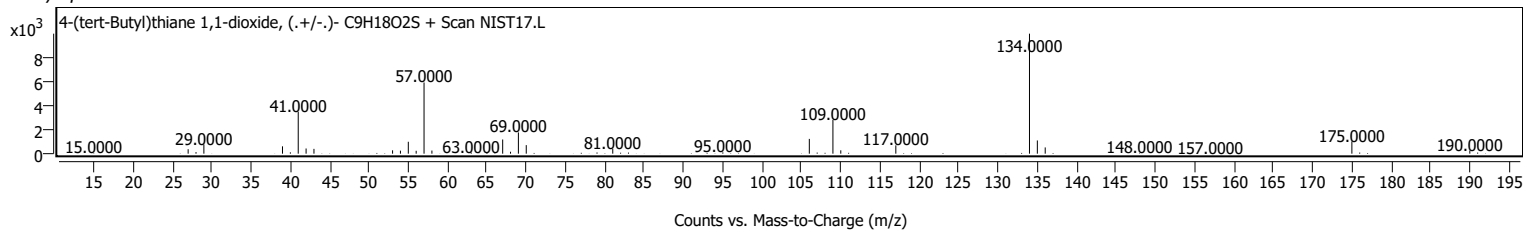
Library Match Details

m/z (prec.)	Species	CE	Score (Lib)	Score (Fwd)	Score (Rev)	Lib/DB
			45.89			NIST17.L

Observed Spectrum



Library Spectrum

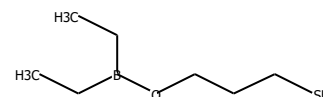


Cpd. 15: 1-Propanethiol, 3-(diethylboryloxy)-

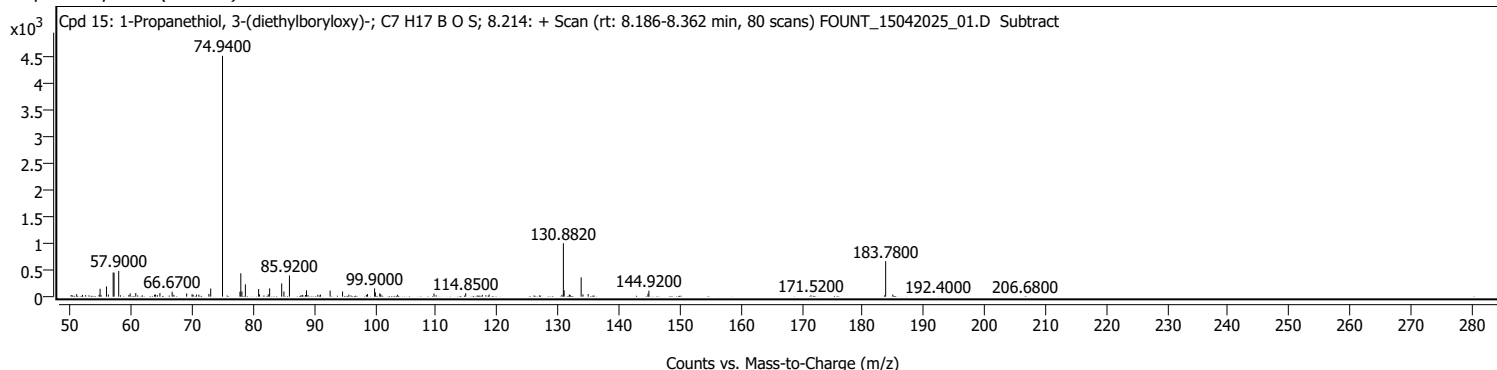
Name	Formula	RT	CAS	ID Source	Score	Algorithm	Lib/DB
1-Propanethiol, 3-(diethylboryloxy)-	C7H17BOS	8.214	1000161-78-5	LibSearch	43.20	Integrate	NIST17.L

Compound ID Table

Name	Formula	ID Source	RT	CAS	Score
1-Propanethiol, 3-(diethylboryloxy)-	C7H17BOS	LibSearch	8.214	1000161-78-5	43.20
Propanethiol, 2-(diethylboryloxy)-	C7H17BOS	LibSearch	8.214	1000163-03-3	38.74
Isothiocyanatoacetaldehyde dimethyl acetal	C5H9NO2S	LibSearch	8.214	75052-04-9	35.96



Compound Spectra (overlaid)



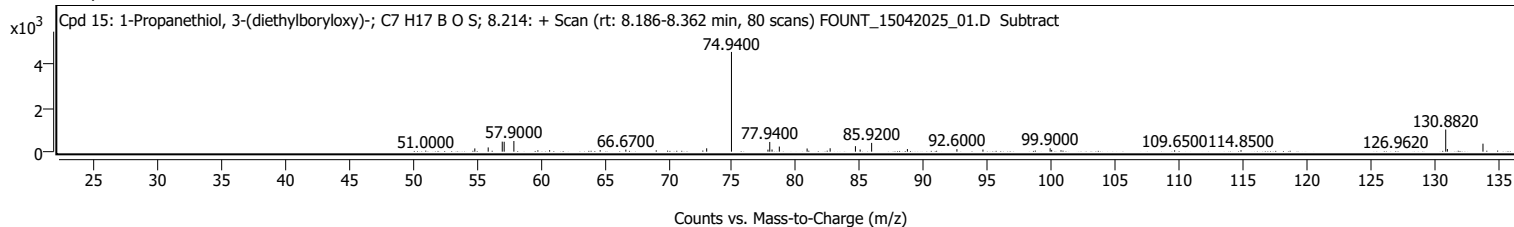
1-Propanethiol, 3-(diethylboryloxy)-

m/z (prec.)	Species	CE	Score (Lib)	Score (Fwd)	Score (Rev)	Lib/DB
43.20						NIST17.L

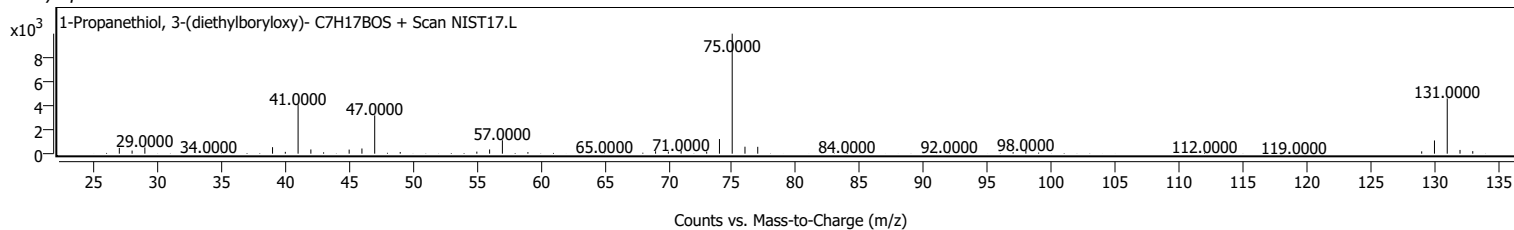
Library Match Details

m/z (prec.)	Species	CE	Score (Lib)	Score (Fwd)	Score (Rev)	Lib/DB
43.20						NIST17.L

Observed Spectrum



Library Spectrum

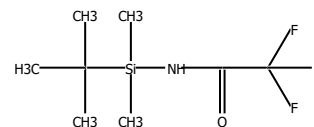


Cpd. 16: N-(tert-butylidimethylsilyl)trifluoroacetamide

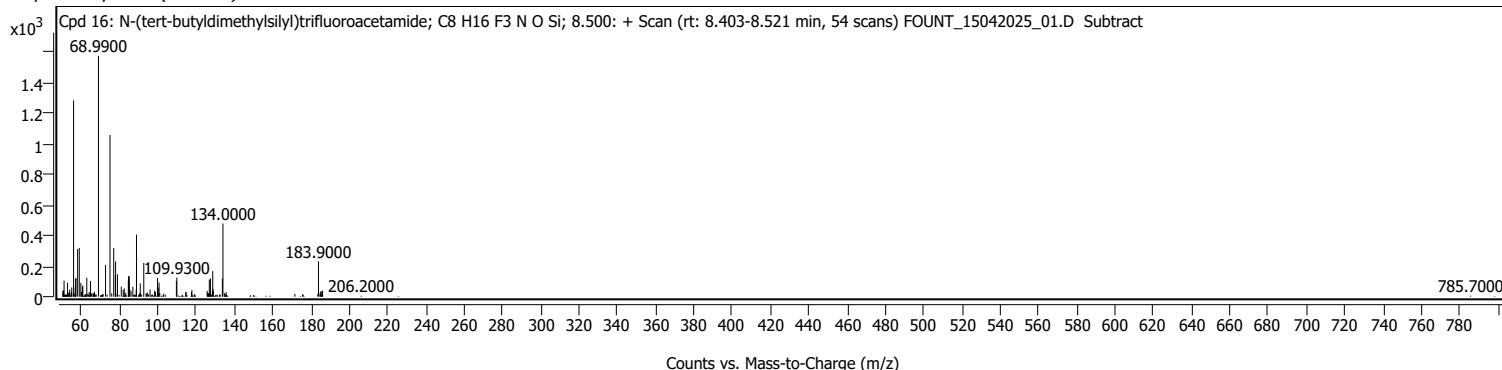
Name	Formula	RT	CAS	ID Source	Score	Algorithm	Lib/DB
N-(tert-butylidimethylsilyl)trifluoroacetamide	C8 H16 F3 N O Si	8.500	83170-48-3	LibSearch	38.63	Integrate	NIST17.L

Compound ID Table

Name	Formula	ID Source	RT	CAS	Score
N-(tert-butylidimethylsilyl)trifluoroacetamide	C8H16F3NOSi	LibSearch	8.500	83170-48-3	38.63
2-n-Propylthiane, S,S-dioxide	C8H16O2S	LibSearch	8.500	72385-41-2	37.13
Methanamine, N-(phenylmethylene)-, N-oxide	C8H9NO	LibSearch	8.500	3376-23-6	36.02



Compound Spectra (overlaid)



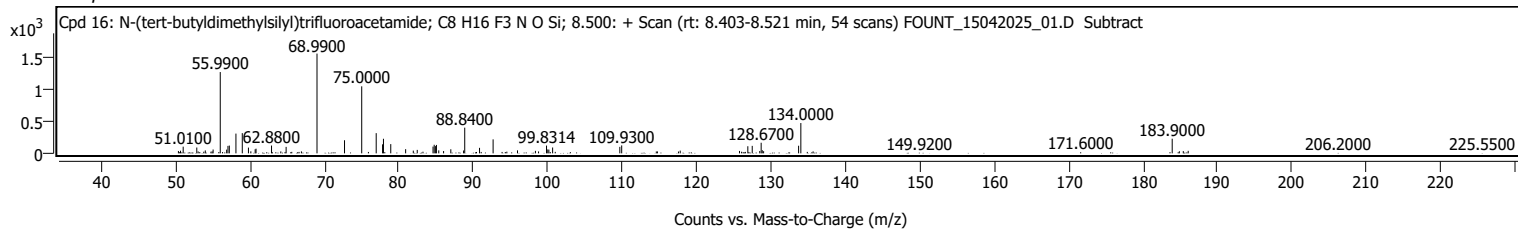
N-(tert-butyl(dimethylsilyl)trifluoroacetamide

m/z (prec.)	Species	CE	Score (Lib)	Score (Fwd)	Score (Rev)	Lib/DB
			38.63			NIST17.L

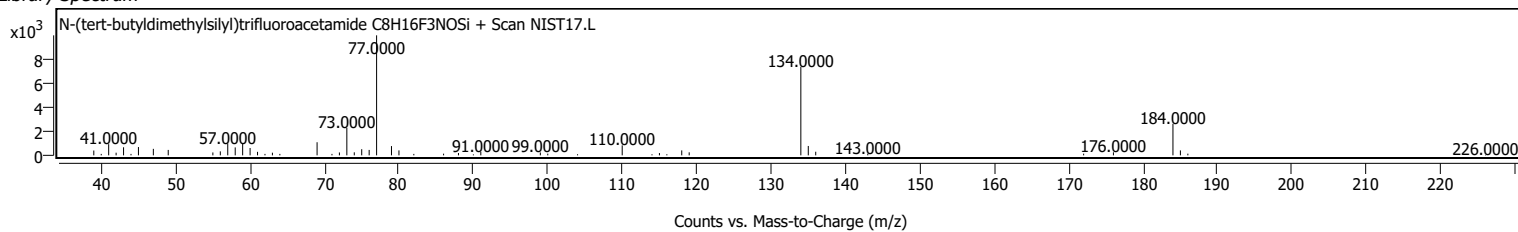
Library Match Details

m/z (prec.)	Species	CE	Score (Lib)	Score (Fwd)	Score (Rev)	Lib/DB
			38.63			NIST17.L

Observed Spectrum



Library Spectrum



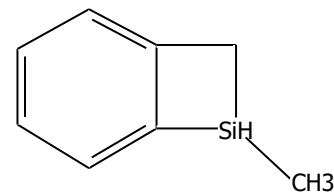
Cpd. 17: 1-Methyl-1-silabenzocyclobutene

Name	Formula	RT	CAS	ID Source	Score	Algorithm	Lib/DB
1-Methyl-1-silabenzocyclobutene	C8 H10 Si	8.549	160841-06-5	LibSearch	47.88	Integrate	NIST17.L

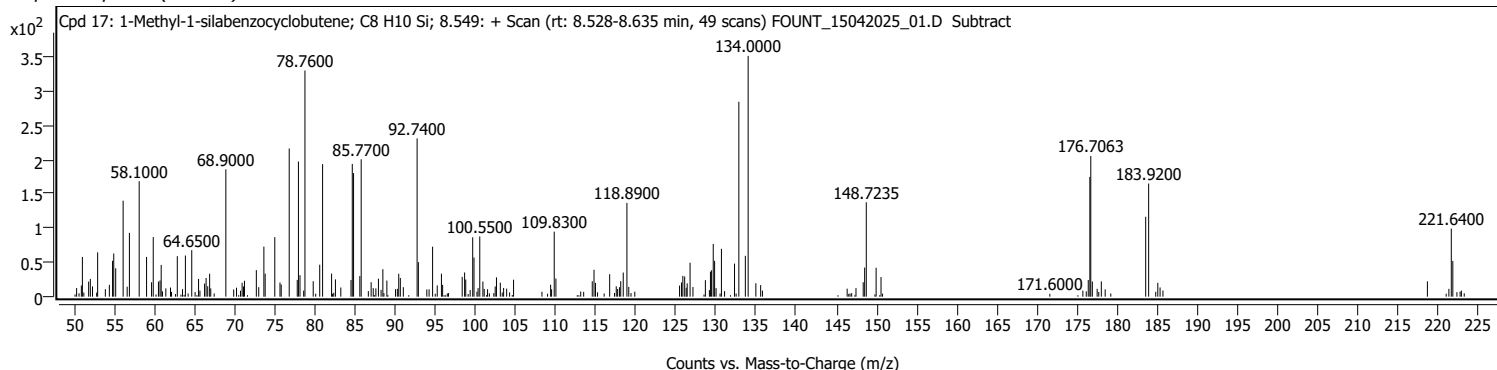
Compound ID Table

Name	Formula	ID Source	RT	CAS	Score
1-Methyl-1-silabenzocyclobutene	C8H10Si	LibSearch	8.549	160841-06-5	47.88
3,4-Hexadien-2-ol, 3-isopropenyl-2,5-dimethyl-	C11H18O	LibSearch	8.549	15448-75-6	47.09
6,6-Dimethyl-2-vinylidenebicyclo[3.1.1]heptane	C11H16	LibSearch	8.549	39021-75-5	46.28

Structure



Compound Spectra (overlaid)



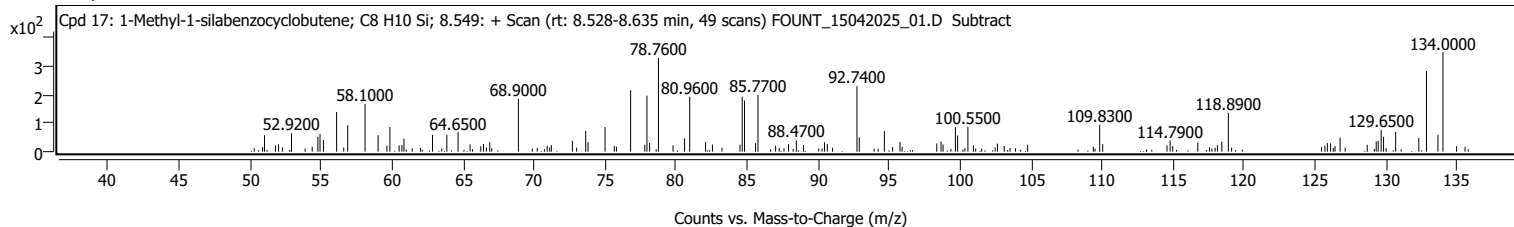
1-Methyl-1-silabenzocyclobutene

m/z (prec.)	Species	CE	Score (Lib)	Score (Fwd)	Score (Rev)	Lib/DB
			47.88			NIST17.L

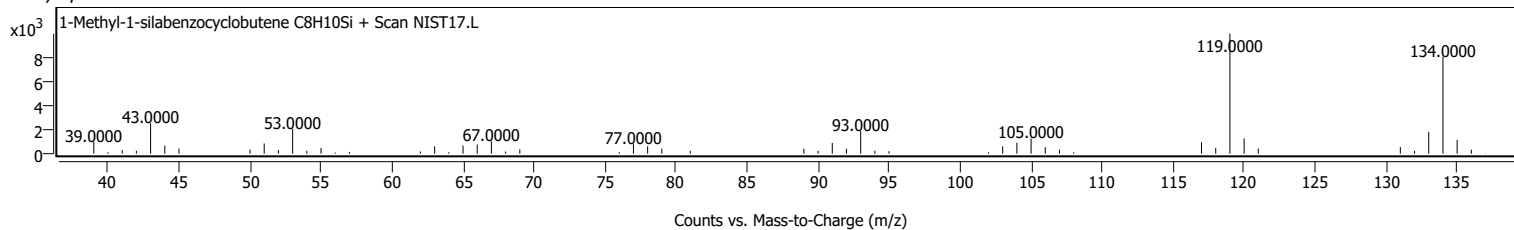
Library Match Details

m/z (prec.)	Species	CE	Score (Lib)	Score (Fwd)	Score (Rev)	Lib/DB
			47.88			NIST17.L

Observed Spectrum



Library Spectrum



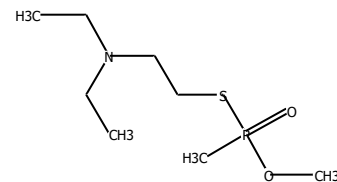
Cpd. 18: o-Methyl S-(2-diethylaminoethyl) methylphosphonothiolate

Name	Formula	RT	CAS	ID Source	Score	Algorithm	Lib/DB
o-Methyl S-(2-diethylaminoethyl) methylphosphonothiolate	C8H20N O2 P S	8.653	203385-78-8	LibSearch	43.22	Integrate	NIST17.L

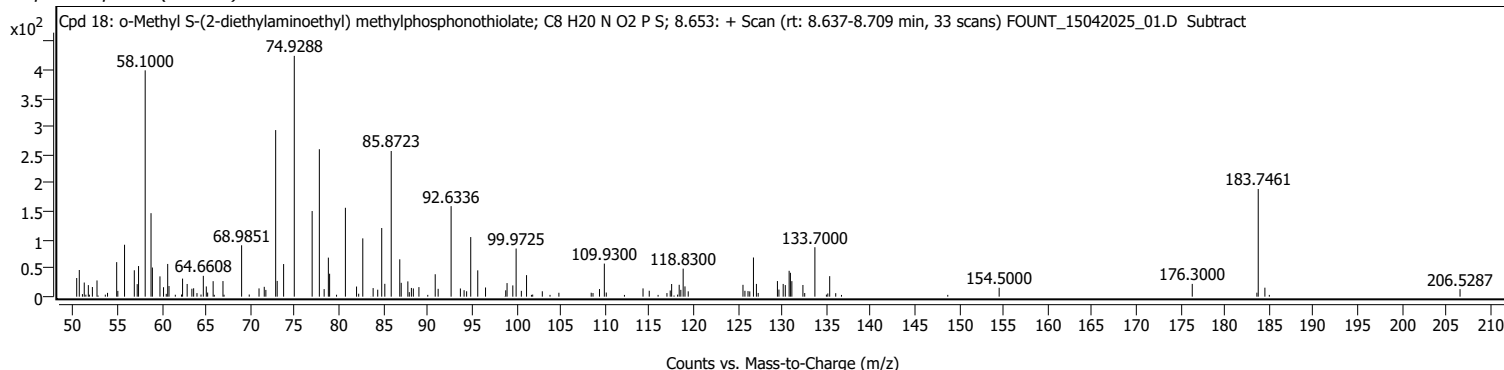
Compound ID Table

Name	Formula	ID Source	RT	CAS	Score
o-Methyl S-(2-diethylaminoethyl) methylphosphonothiolate	C8H20NO2PS	LibSearch	8.653	203385-78-8	43.22
1,1,2-Trimethyl-1-silacyclobutane	C6H14Si	LibSearch	8.653	30681-90-4	38.77
Silane, bis(silylmethyl)-	C2H12Si3	LibSearch	8.653	5637-99-0	38.48

Structure



Compound Spectra (overlaid)



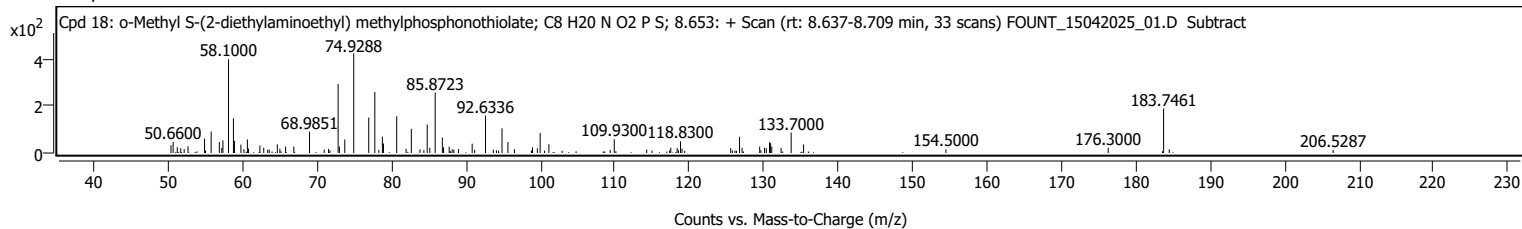
o-Methyl S-(2-diethylaminoethyl) methylphosphonothiolate

m/z (prec.)	Species	CE	Score (Lib)	Score (Fwd)	Score (Rev)	Lib/DB
			43.22			NIST17.L

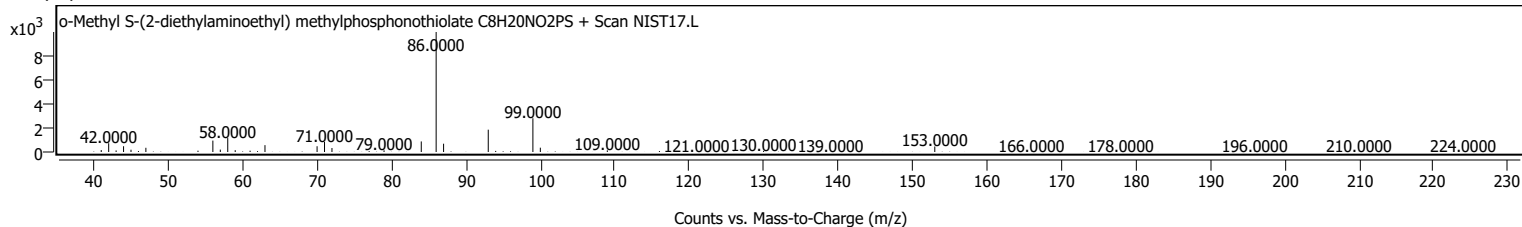
Library Match Details

m/z (prec.)	Species	CE	Score (Lib)	Score (Fwd)	Score (Rev)	Lib/DB
			43.22			NIST17.L

Observed Spectrum



Library Spectrum



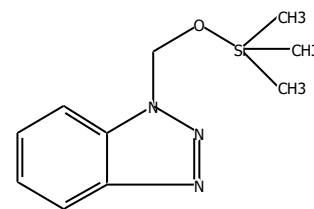
Cpd. 19: 1-(((Trimethylsilyl)oxy)methyl)-1H-1,2,3-benzotriazole

Name	Formula	RT	CAS	ID Source	Score	Algorithm	Lib/DB
1-(((Trimethylsilyl)oxy)methyl)-1H-1,2,3-benzotriazole	C10 H15 N3 O Si	8.813	1000297-95-4	LibSearch	44.02	Integrate	NIST17.L

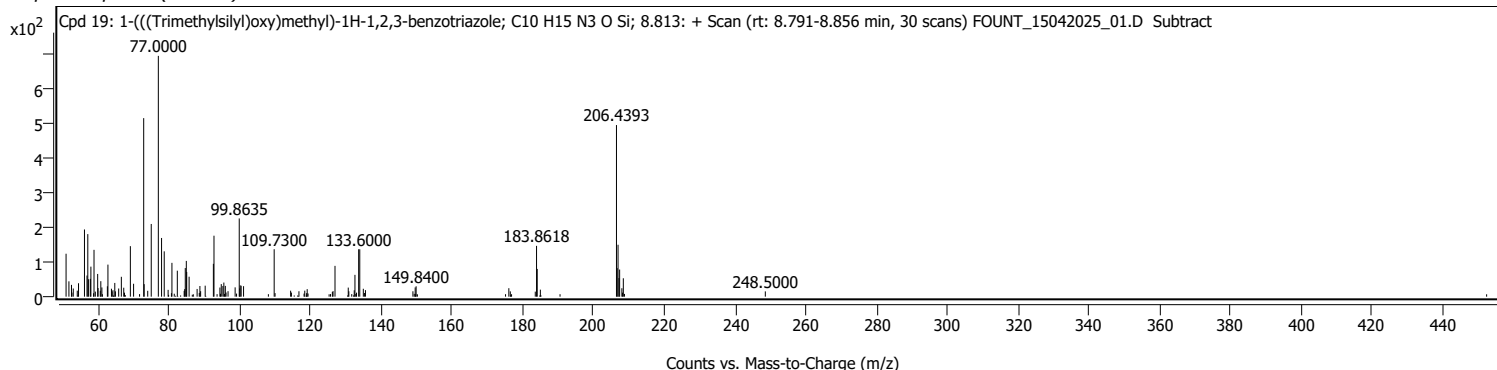
Compound ID Table

Name	Formula	ID Source	RT	CAS	Score
1-(((Trimethylsilyl)oxy)methyl)-1H-1,2,3-benzotriazole	C10H15N3OSi	LibSearch	8.813	1000297-95-4	44.02
1H-Benzotriazole, 1-(4-morpholinylmethyl)-	C11H14N4O	LibSearch	8.813	5472-71-9	37.06
N-Difluorophosphoxy-O-trimethylsilylhydroxylamine	C3H10F2NO2PSi	LibSearch	8.813	1000306-11-9	35.52

Structure



Compound Spectra (overlaid)



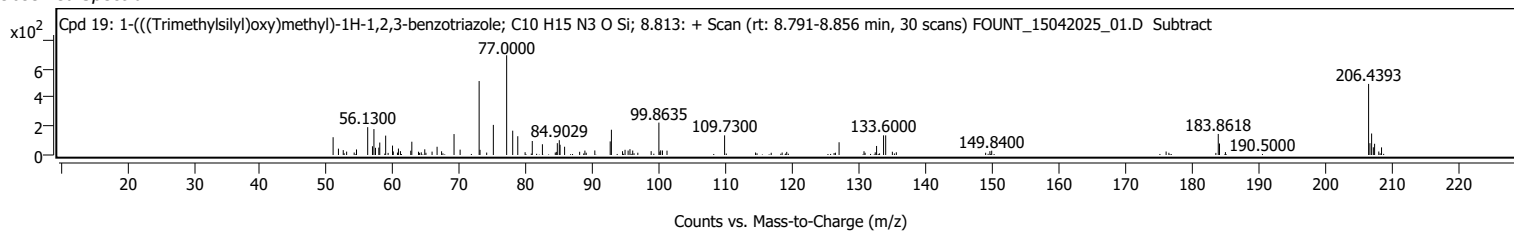
1-
(((Trimethylsilyloxy)methyl)-1H-1,2,3-benzotriazole

m/z (prec.)	Species	CE	Score (Lib)	Score (Fwd)	Score (Rev)	Lib/DB
			44.02			NIST17.L


Library Match Details

m/z (prec.)	Species	CE	Score (Lib)	Score (Fwd)	Score (Rev)	Lib/DB
			44.02			NIST17.L

Observed Spectrum



Library Spectrum

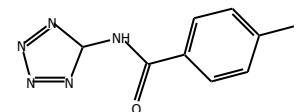


Cpd. 20: Benzamide, 4-fluoro-N-(5H-tetrazol-5-yl)-

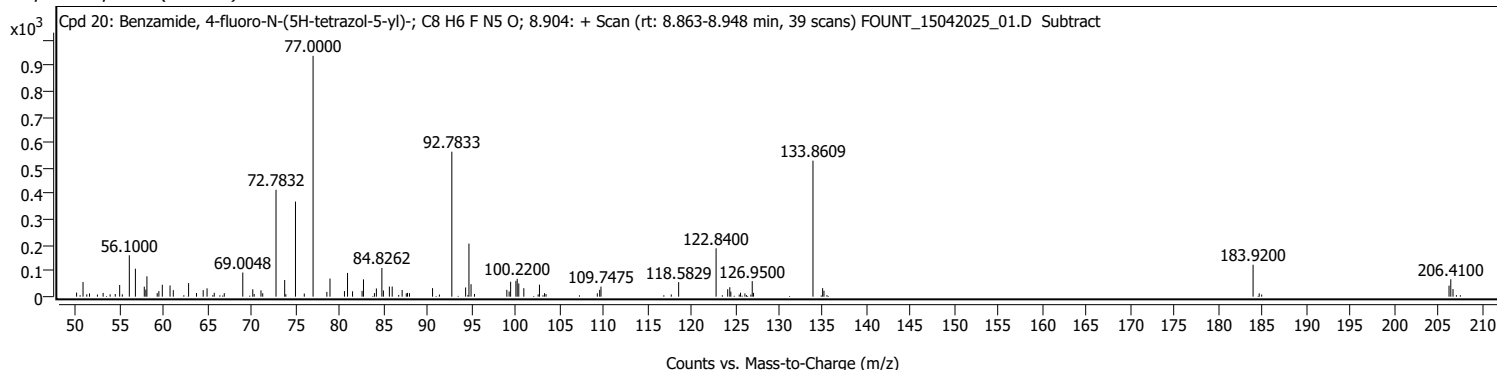
Name	Formula	RT	CAS	ID Source	Score	Algorithm	Lib/DB
Benzamide, 4-fluoro-N-(5H-tetrazol-5-yl)-	C8 H6 F N5 O	8.904	1000262-68-4	LibSearch	45.12	Integrate	NIST17.L

Compound ID Table

Name	Formula	ID Source	RT	CAS	Score
Benzamide, 4-fluoro-N-(5H-tetrazol-5-yl)-	C8H6FN5O	LibSearch	8.904	1000262-68-4	45.12
4-Fluoro- α -methylbenzyl isothiocyanate	C9H8FNS	LibSearch	8.904	182565-27-1	42.76
4-Fluoro-N-(1H-tetrazol-5-yl)benzamide	C8H6FN5O	LibSearch	8.904	1000306-76-6	41.03



Compound Spectra (overlaid)



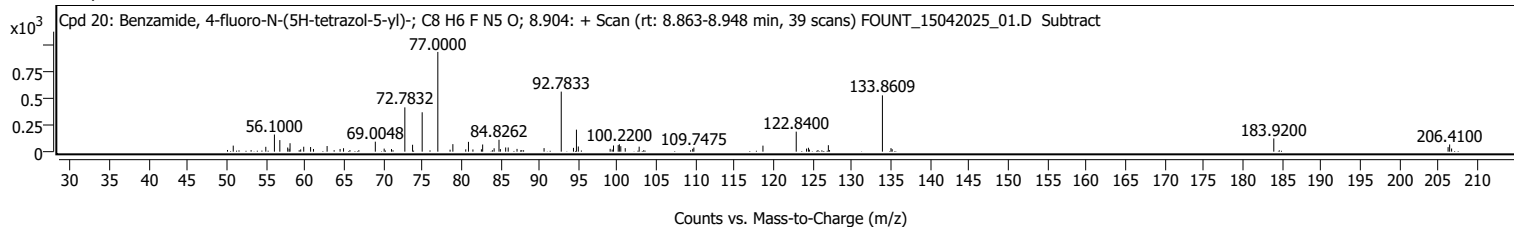
Benzamide, 4-fluoro-N-(5H-tetrazol-5-yl)-

m/z (prec.)	Species	CE	Score (Lib)	Score (Fwd)	Score (Rev)	Lib/DB
			45.12			NIST17.L

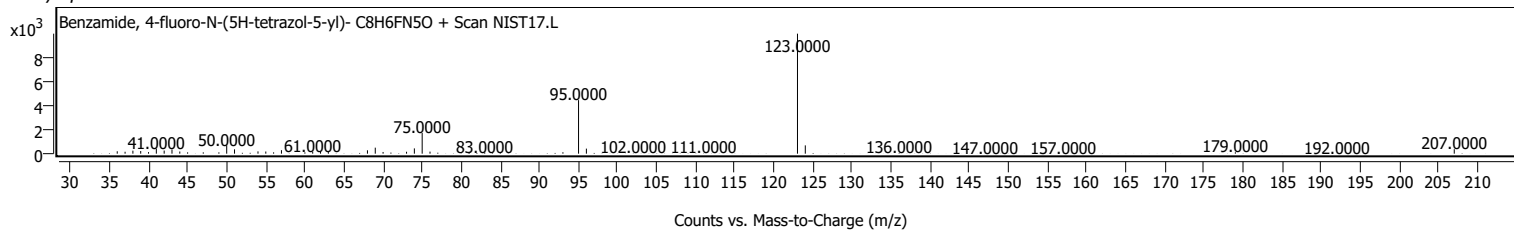
Library Match Details

m/z (prec.)	Species	CE	Score (Lib)	Score (Fwd)	Score (Rev)	Lib/DB
			45.12			NIST17.L

Observed Spectrum



Library Spectrum



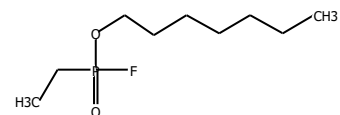
Cpd. 21: Heptyl ethylphosphonofluoridate

Name	Formula	RT	CAS	ID Source	Score	Algorithm	Lib/DB
Heptyl ethylphosphonofluoridate	C ₉ H ₂₀ F O ₂ P	9.135	162085-85-0	LibSearch	69.18	Integrate	NIST17.L

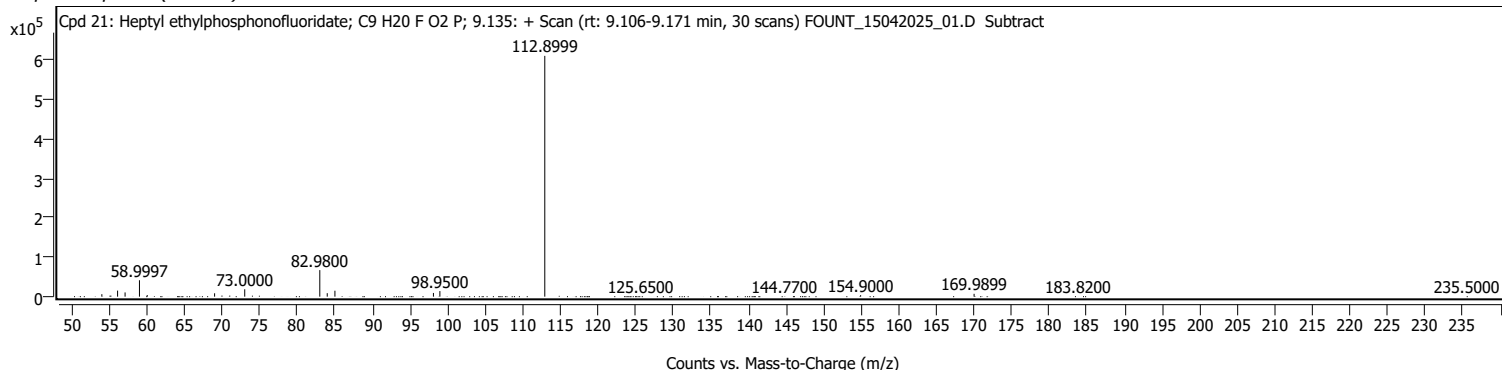
Compound ID Table

Name	Formula	ID Source	RT	CAS	Score
Heptyl ethylphosphonofluoridate	C ₉ H ₂₀ FO ₂ P	LibSearch	9.135	162085-85-0	69.18
Phosphonofluoridic acid, ethyl-, decyl ester	C ₁₂ H ₂₆ FO ₂ P	LibSearch	9.135	333416-08-3	66.40
Heptyl ethylphosphonofluoridate	C ₉ H ₂₀ FO ₂ P	LibSearch	9.135	162085-85-0	66.34

Structure



Compound Spectra (overlaid)



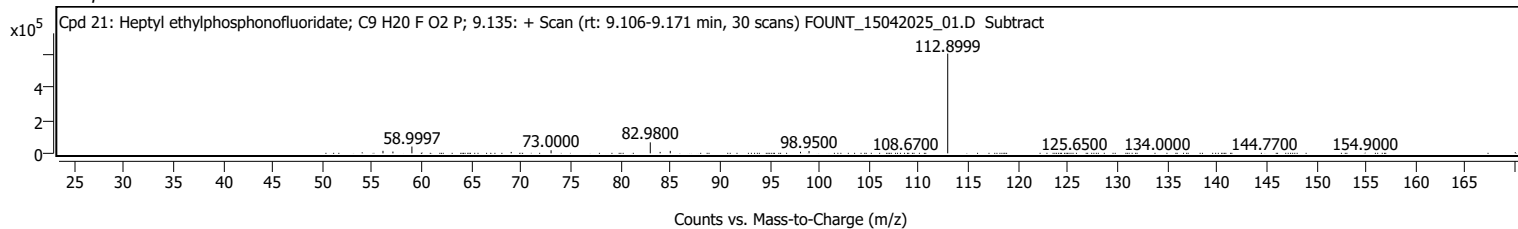
Heptyl ethylphosphonofluoridate

m/z (prec.)	Species	CE	Score (Lib)	Score (Fwd)	Score (Rev)	Lib/DB
69.18			69.18			NIST17.L

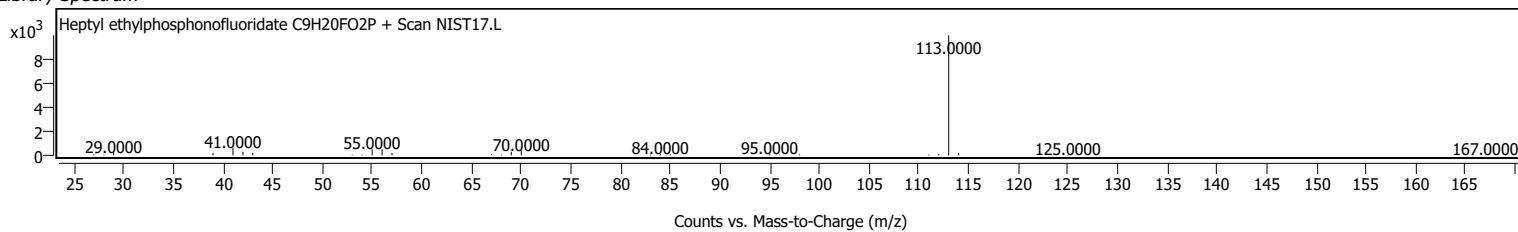
Library Match Details

m/z (prec.)	Species	CE	Score (Lib)	Score (Fwd)	Score (Rev)	Lib/DB
69.18			69.18			NIST17.L

Observed Spectrum



Library Spectrum



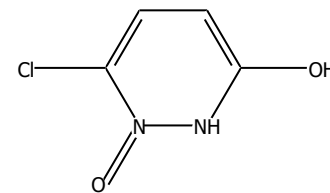
Cpd. 22: 6-Chloro-3-hydroxypyridazine 1-oxide

Name	Formula	RT	CAS	ID Source	Score	Algorithm	Lib/DB
6-Chloro-3-hydroxypyridazine 1-oxide	C4 H3 Cl N2 O2	9.304	18259-52-4	LibSearch	50.26	Integrate	NIST17.L

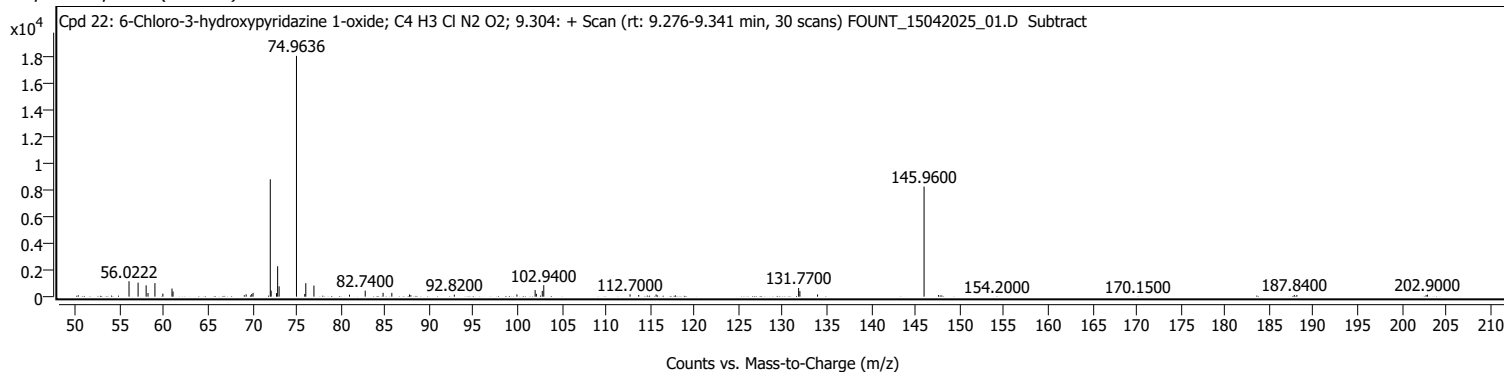
Compound ID Table

Name	Formula	ID Source	RT	CAS	Score
6-Chloro-3-hydroxypyridazine 1-oxide	C4H3ClN2O2	LibSearch	9.304	18259-52-4	50.26
5,6-Dimethyl-1,3,4,4-dithiapiridazine	C4H6N2S2	LibSearch	9.304	21423-60-9	46.83
2-Azabutane, N-amidino-4,4-dimethoxy-	C6H15N3O2	LibSearch	9.304	52737-41-4	44.22

Structure



Compound Spectra (overlaid)



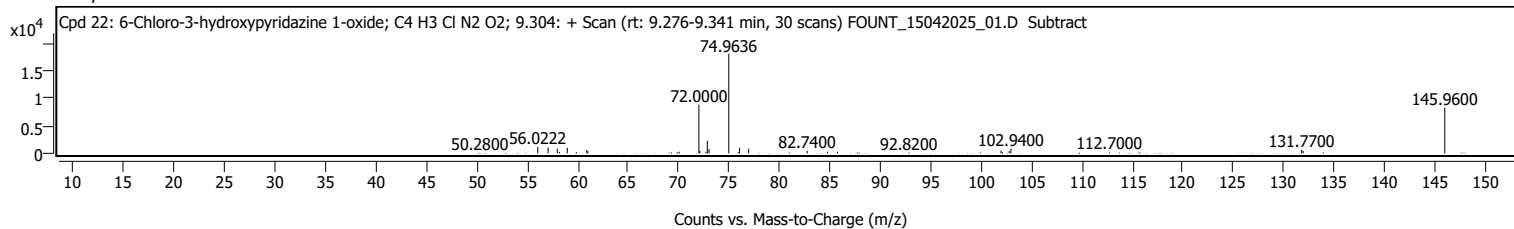
6-Chloro-3-hydroxypyridazine 1-oxide

m/z (prec.)	Species	CE	Score (Lib)	Score (Fwd)	Score (Rev)	Lib/DB
			50.26			NIST17.L

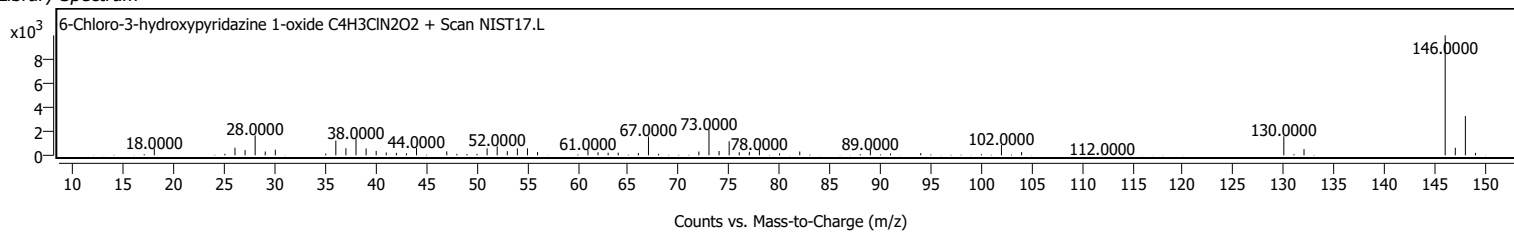
Library Match Details

m/z (prec.)	Species	CE	Score (Lib)	Score (Fwd)	Score (Rev)	Lib/DB
			50.26			NIST17.L

Observed Spectrum



Library Spectrum



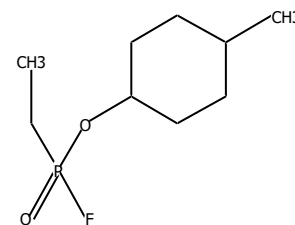
Cpd. 23: Ethylphosphonic acid, fluoroanhydride, 4-methylcyclohexyl ester

Name	Formula	RT	CAS	ID Source	Score	Algorithm	Lib/DB
Ethylphosphonic acid, fluoroanhydride, 4-methylcyclohexyl ester	C9 H18 F O2 P	9.450	1000273-48-4	LibSearch	49.10	Integrate	NIST17.L

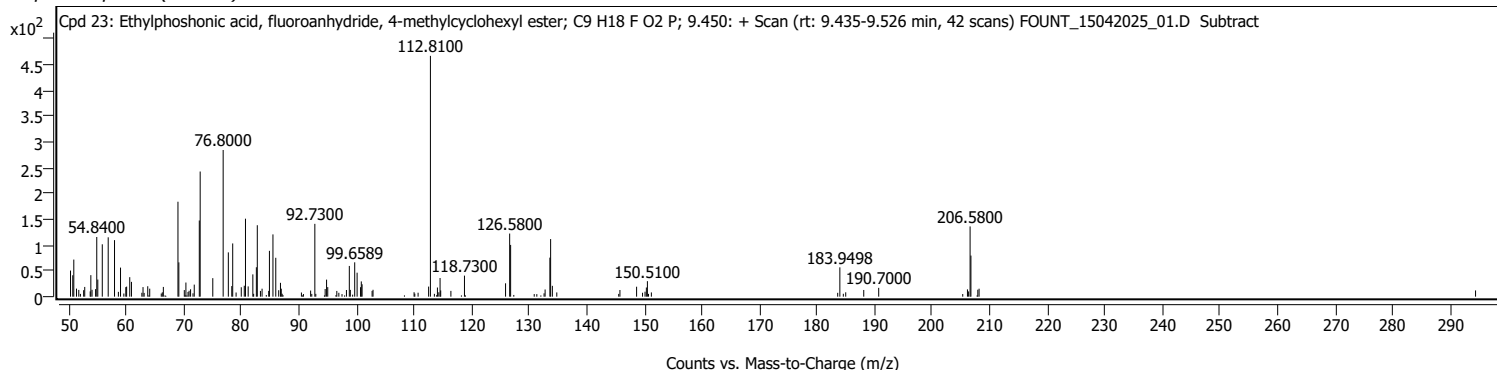
Compound ID Table

Name	Formula	ID Source	RT	CAS	Score
Ethylphosphonic acid, fluoroanhydride, 4-methylcyclohexyl ester	C9H18FO2P	LibSearch	9.450	1000273-48-4	49.10
Phosphonofluoridic acid, ethyl-, nonyl ester	C11H24FO2P	LibSearch	9.450	171741-07-4	48.39
Phosphonofluoridic acid, ethyl-, decyl ester	C12H26FO2P	LibSearch	9.450	333416-08-3	45.91

Structure



Compound Spectra (overlaid)



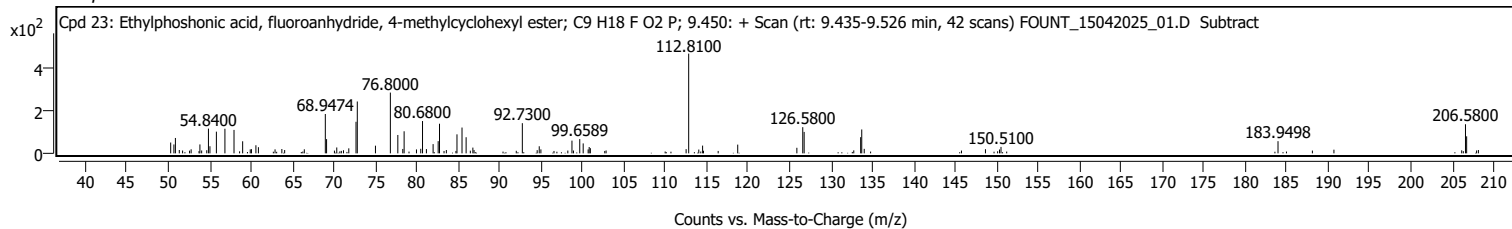
Ethylphosphonic acid, fluoroanhydride, 4-methylcyclohexyl ester

m/z (prec.)	Species	CE	Score (Lib)	Score (Fwd)	Score (Rev)	Lib/DB
			49.10			NIST17.L

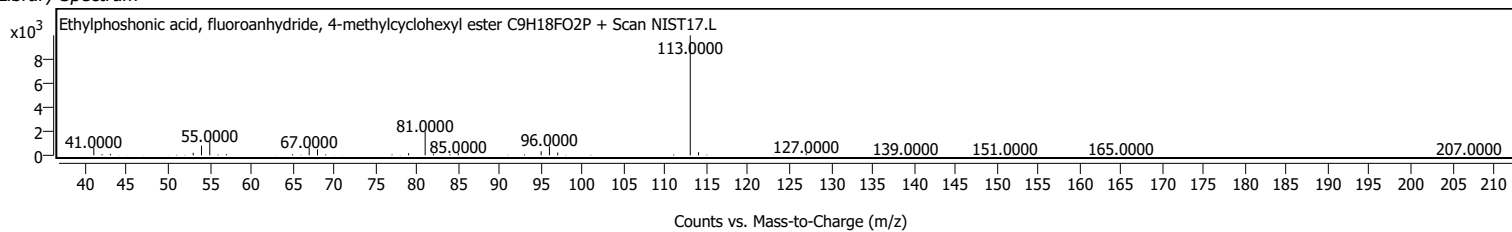
Library Match Details

m/z (prec.)	Species	CE	Score (Lib)	Score (Fwd)	Score (Rev)	Lib/DB
			49.10			NIST17.L

Observed Spectrum



Library Spectrum



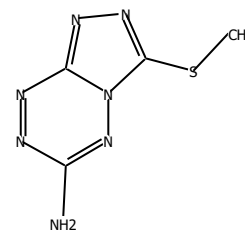
Cpd. 24: 3-(Methylthio)-1,2,4-triazolo[4,3-b][1,2,4,5]tetrazin-3-amine

Name	Formula	RT	CAS	ID Source	Score	Algorithm	Lib/DB
3-(Methylthio)-1,2,4-triazolo[4,3-b][1,2,4,5]tetrazin-3-amine	C4 H5 N7 S	9.633	1000284-75-4	LibSearch	35.59	Integrate	NIST17.L

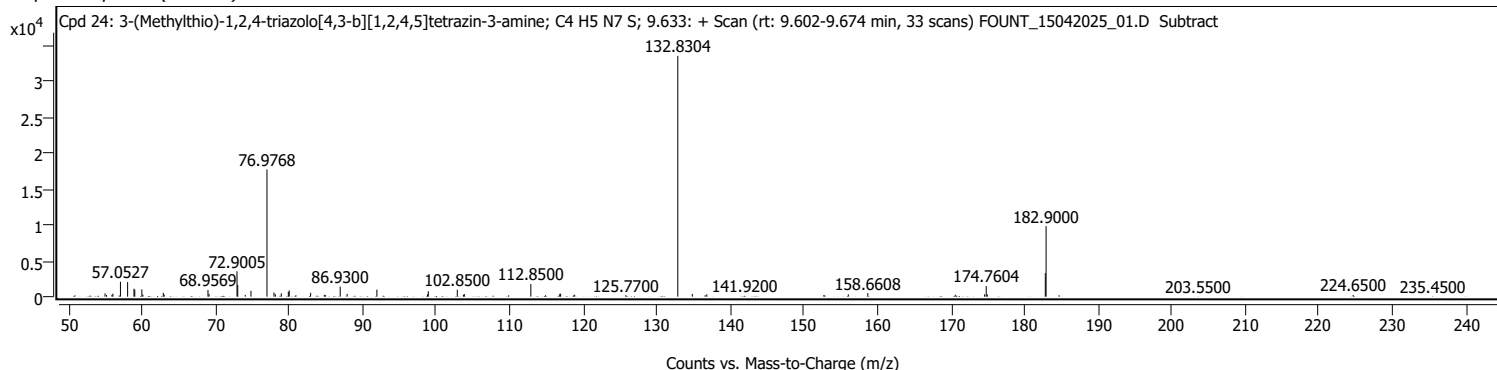
Compound ID Table

Name	Formula	ID Source	RT	CAS	Score
3-(Methylthio)-1,2,4-triazolo[4,3-b][1,2,4,5]tetrazin-3-amine	C4H5N7S	LibSearch	9.633	1000284-75-4	35.59
3-(2-Methylnaphtho[1,2-d]oxazolium)-1-propanesulfonate	C15H15NO4S	LibSearch	9.633	71806-08-1	34.39
4-Ethylbenzoic acid, 2-methylphenyl ester	C16H16O2	LibSearch	9.633	1000293-61-2	31.13

Structure



Compound Spectra (overlaid)




3-(Methylthio)-1,2,4-triazolo[4,3-b][1,2,4,5]tetrazin-3-amine

m/z (prec.)	Species	CE	Score (Lib)	Score (Fwd)	Score (Rev)	Lib/DB
			35.59			NIST17.L

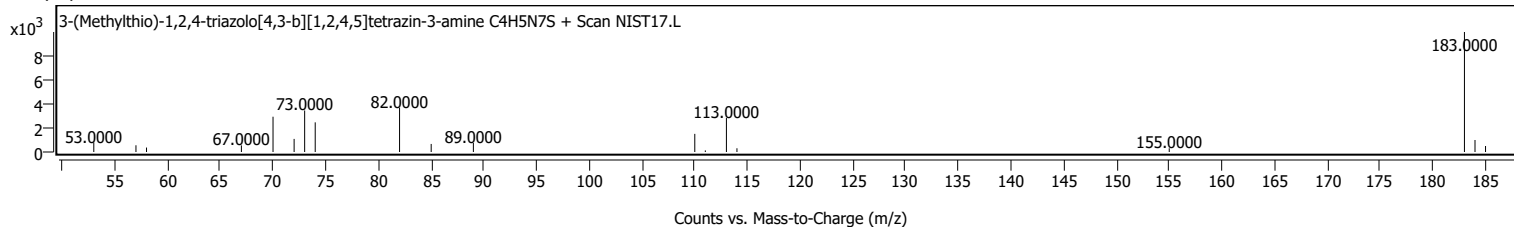
Library Match Details

m/z (prec.)	Species	CE	Score (Lib)	Score (Fwd)	Score (Rev)	Lib/DB
			35.59			NIST17.L

Observed Spectrum



Library Spectrum



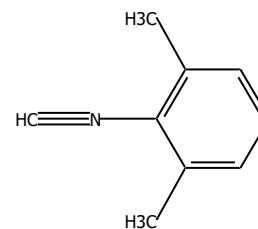
Cpd. 25: Benzene, 2-isocyano-1,3-dimethyl-

Name	Formula	RT	CAS	ID Source	Score	Algorithm	Lib/DB
Benzene, 2-isocyano-1,3-dimethyl-	C9H9N	9.753	2769-71-3	LibSearch	38.03	Integrate	NIST17.L

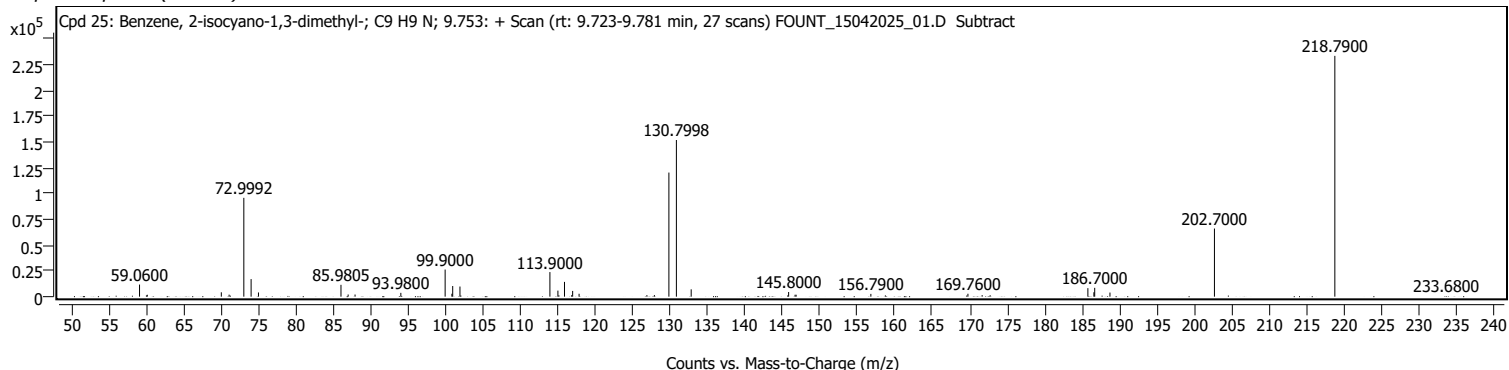
Compound ID Table

Name	Formula	ID Source	RT	CAS	Score
Benzene, 2-isocyano-1,3-dimethyl-	C9H9N	LibSearch	9.753	2769-71-3	38.03
4-Chloropyridazine 1-oxide	C4H3ClN2O	LibSearch	9.753	7217-74-5	37.75
3-Chloropyridazine 1-oxide	C4H3ClN2O	LibSearch	9.753	7217-73-4	34.89

Structure



Compound Spectra (overlaid)



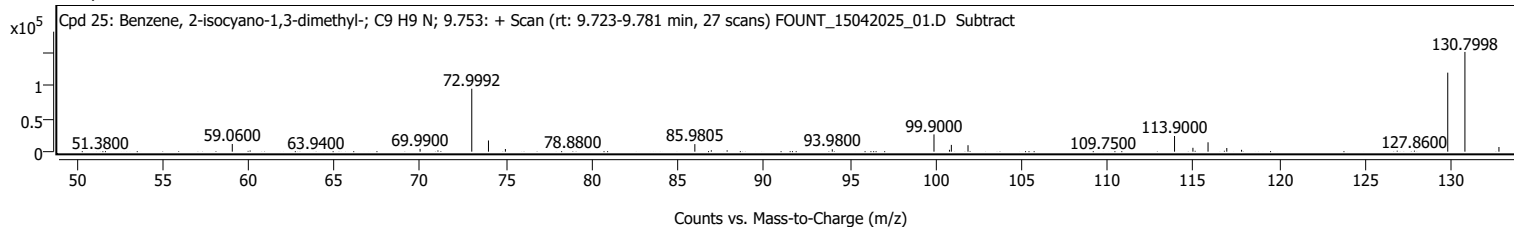
Benzene, 2-isocyano-1,3-dimethyl-

m/z (prec.)	Species	CE	Score (Lib)	Score (Fwd)	Score (Rev)	Lib/DB
			38.03			NIST17.L

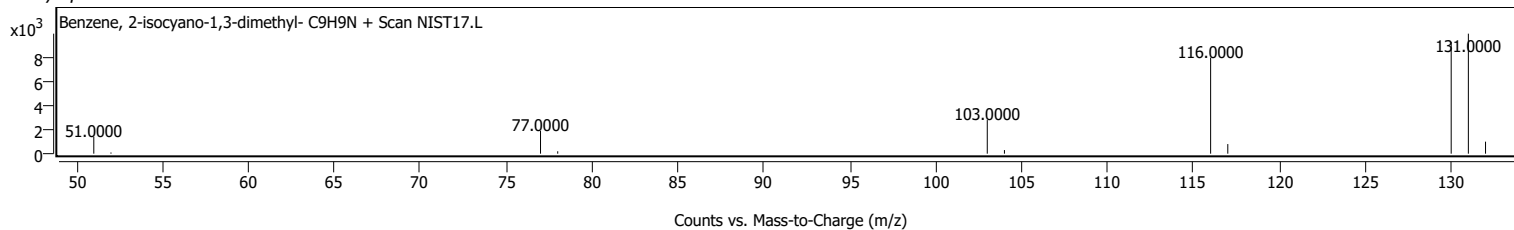
Library Match Details

m/z (prec.)	Species	CE	Score (Lib)	Score (Fwd)	Score (Rev)	Lib/DB
			38.03			NIST17.L

Observed Spectrum



Library Spectrum



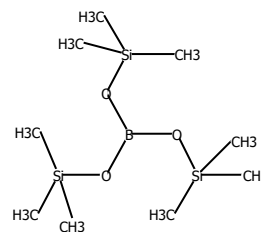
Cpd. 26: Boric acid, 3TMS derivative

Name	Formula	RT	CAS	ID Source	Score	Algorithm	Lib/DB
Boric acid, 3TMS derivative	C ₉ H ₂₇ B O ₃ Si ₃	9.946	4325-85-3	LibSearch	83.44	Integrate	NIST17.L

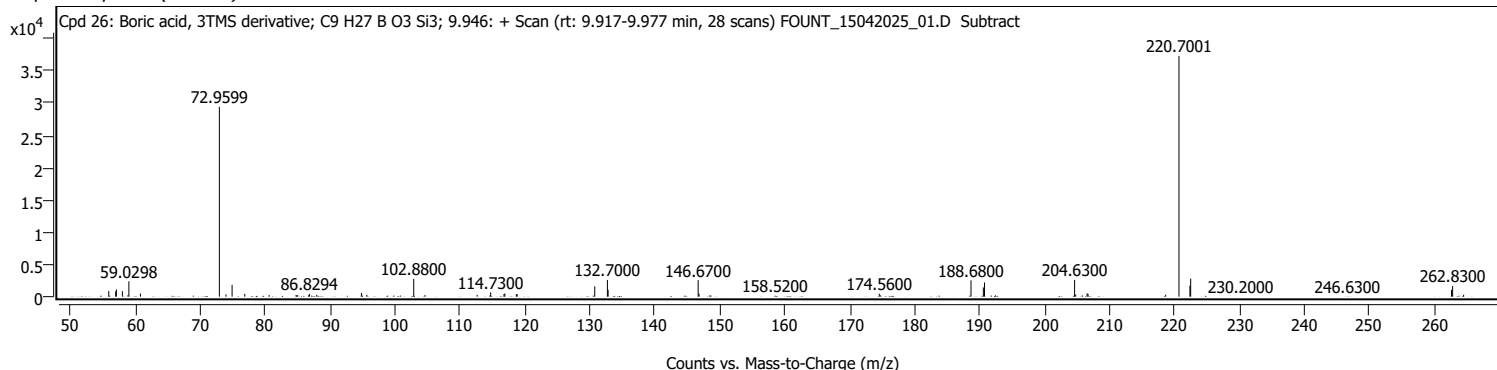
Compound ID Table

Name	Formula	ID Source	RT	CAS	Score
Boric acid, 3TMS derivative	C ₉ H ₂₇ BO ₃ Si ₃	LibSearch	9.946	4325-85-3	83.44
Boric acid, 3TMS derivative	C ₉ H ₂₇ BO ₃ Si ₃	LibSearch	9.946	4325-85-3	82.50
Boric acid, 3TMS derivative	C ₉ H ₂₇ BO ₃ Si ₃	LibSearch	9.946	4325-85-3	81.45

Structure



Compound Spectra (overlaid)



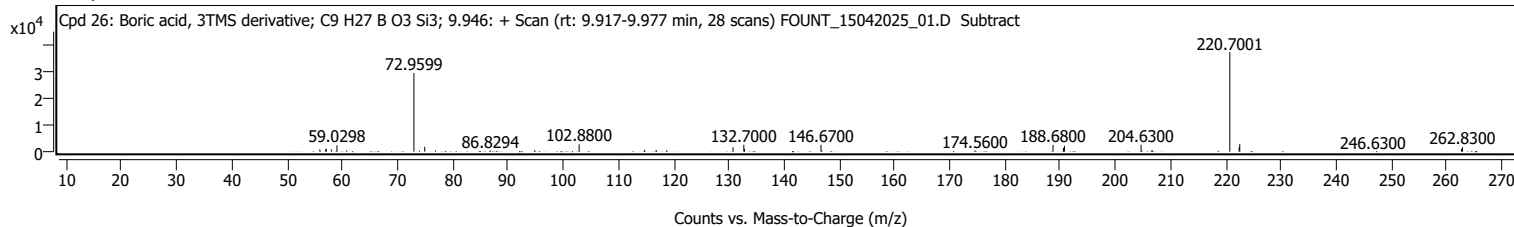
Boric acid, 3TMS derivative

m/z (prec.)	Species	CE	Score (Lib)	Score (Fwd)	Score (Rev)	Lib/DB
83.44						NIST17.L

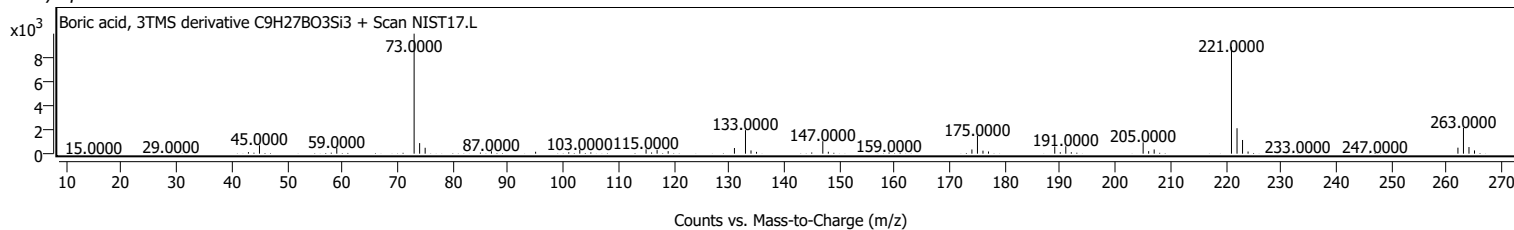
Library Match Details

m/z (prec.)	Species	CE	Score (Lib)	Score (Fwd)	Score (Rev)	Lib/DB
83.44						NIST17.L

Observed Spectrum



Library Spectrum



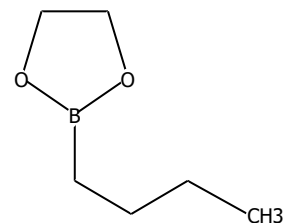
Cpd. 27: Ethyleneglycol-n-butylboronate

Name	Formula	RT	CAS	ID Source	Score	Algorithm	Lib/DB
Ethyleneglycol-n-butylboronate	C6 H13 B O2	10.259	10173-39-4	LibSearch	42.56	Integrate	NIST17.L

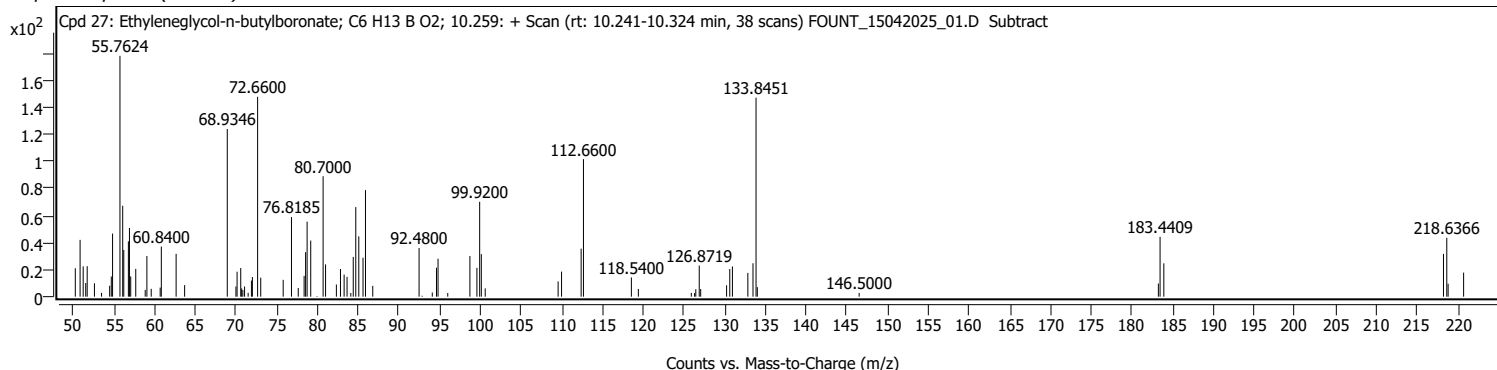
Compound ID Table

Name	Formula	ID Source	RT	CAS	Score
Ethyleneglycol-n-butylboronate	C6H13BO2	LibSearch	10.259	10173-39-4	42.56
3-Methylpentyl ethylphosphonofluoridate	C8H18FO2P	LibSearch	10.259	1000298-39-1	37.67
Phosphonofluoridic acid, ethyl-, octyl ester	C10H22FO2P	LibSearch	10.259	333416-07-2	37.28

Structure



Compound Spectra (overlaid)



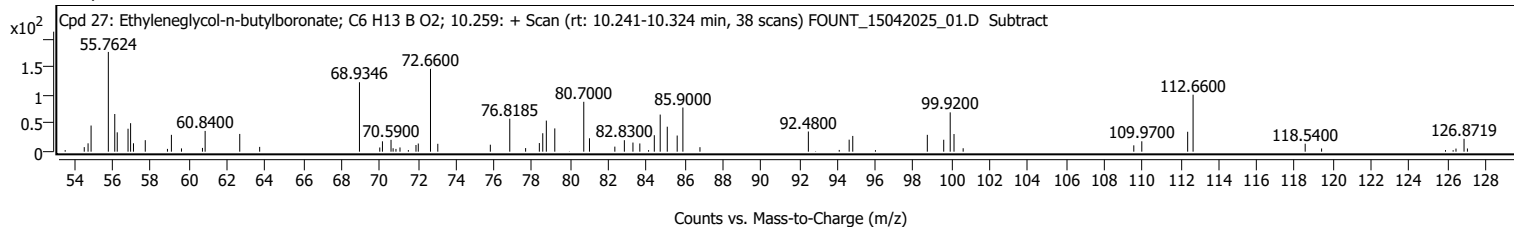
Ethyleneglycol-n-butylboronate

m/z (prec.)	Species	CE	Score (Lib)	Score (Fwd)	Score (Rev)	Lib/DB
			42.56			NIST17.L

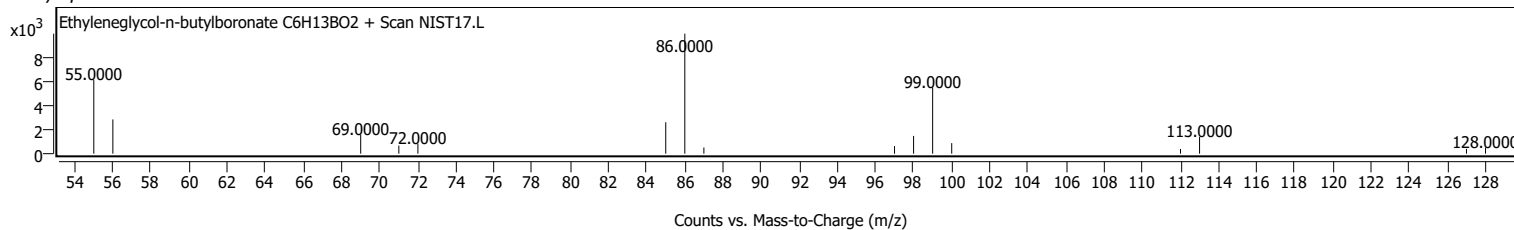
Library Match Details

m/z (prec.)	Species	CE	Score (Lib)	Score (Fwd)	Score (Rev)	Lib/DB
			42.56			NIST17.L

Observed Spectrum



Library Spectrum



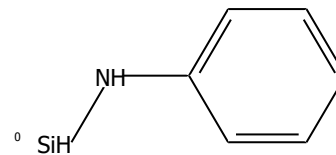
Cpd. 28: Silanamine, N-phenyl-

Name	Formula	RT	CAS	ID Source	Score	Algorithm	Lib/DB
Silanamine, N-phenyl-	C6H9NSi	10.390	5578-85-8	LibSearch	40.38	Integrate	NIST17.L

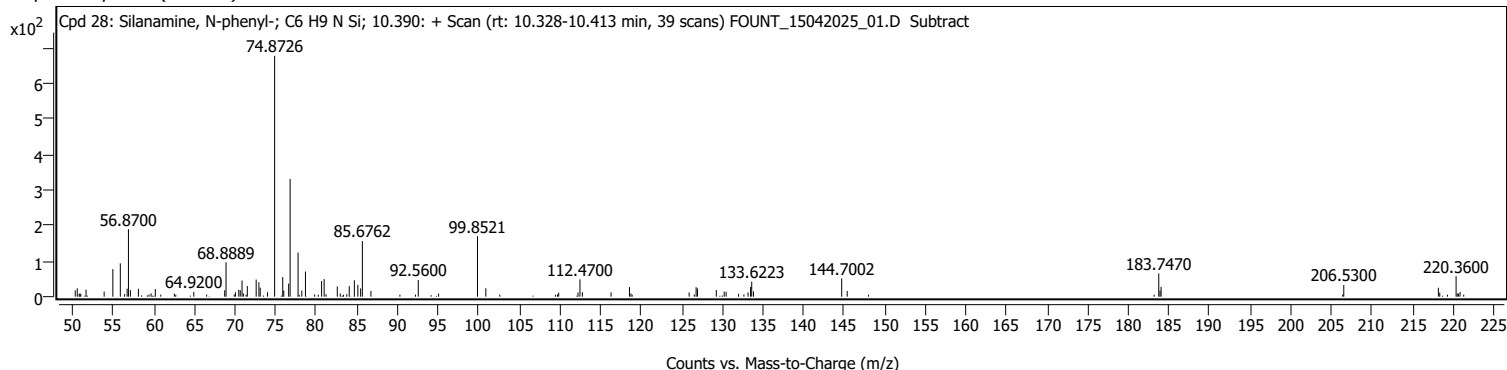
Compound ID Table

Name	Formula	ID Source	RT	CAS	Score
Silanamine, N-phenyl-	C6H9NSi	LibSearch	10.390	5578-85-8	40.38
Arsine	AsH3	LibSearch	10.390	7784-42-1	39.77
1H,1H,2H-Perfluoro-1-octene	C8H3F13	LibSearch	10.390	25291-17-2	37.53

Structure



Compound Spectra (overlaid)



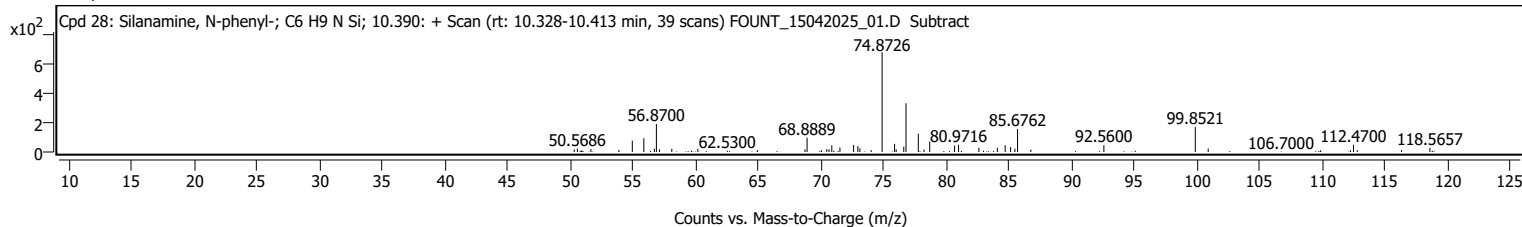
Silanamine, N-phenyl-

m/z (prec.)	Species	CE	Score (Lib)	Score (Fwd)	Score (Rev)	Lib/DB
40.38						NIST17.L

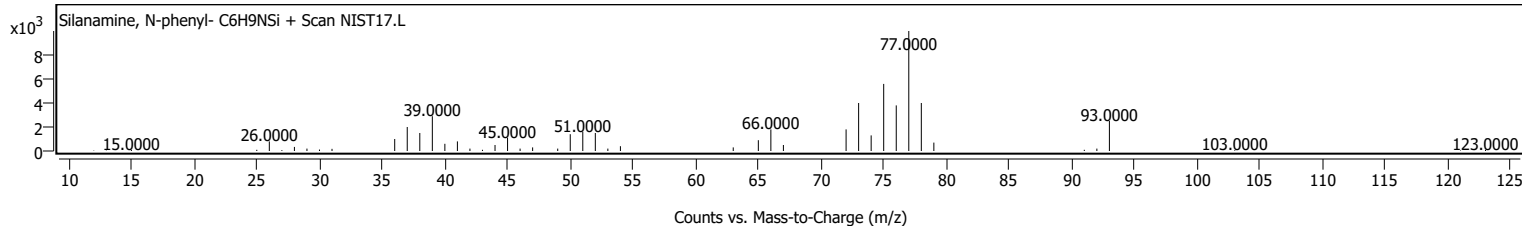
Library Match Details

m/z (prec.)	Species	CE	Score (Lib)	Score (Fwd)	Score (Rev)	Lib/DB
40.38						NIST17.L

Observed Spectrum



Library Spectrum



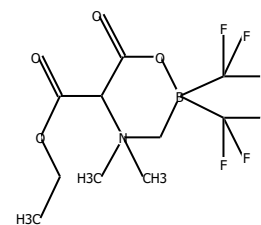
Cpd. 29: 1-Oxa-2-borata-4-azoniacyclohexan-6-one, 5-(ethoxycarbonyl)-4,4-dimethyl-2,2-bis(trifluoromethyl)-

Name	Formula	RT	CAS	ID Source	Score	Algorithm	Lib/DB
1-Oxa-2-borata-4-azoniacyclohexan-6-one, 5-(ethoxycarbonyl)-4,4-dimethyl-2,2-bis(trifluoromethyl)-	C10H14B F6 N O4	10.673	1000162-17-3	LibSearch	49.68	Integrate	NIST17.L

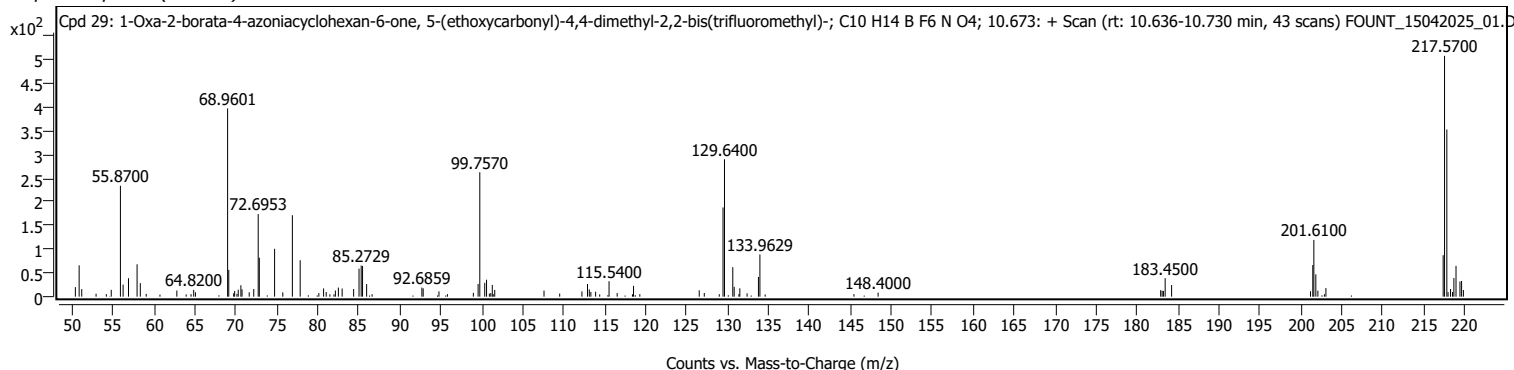
Compound ID Table

Name	Formula	ID Source	RT	CAS	Score
1-Oxa-2-borata-4-azoniacyclohexan-6-one, 5-(ethoxycarbonyl)-4,4-dimethyl-2,2-bis(trifluoromethyl)-	C10H14BF6NO4	LibSearch	10.673	1000162-17-3	49.68
Tris(trimethylsilyl)amine	C9H27NSi3	LibSearch	10.673	1586-73-8	45.59
4-Chloropyridazine 1-oxide	C4H3ClN2O	LibSearch	10.673	7217-74-5	38.63

Structure



Compound Spectra (overlaid)



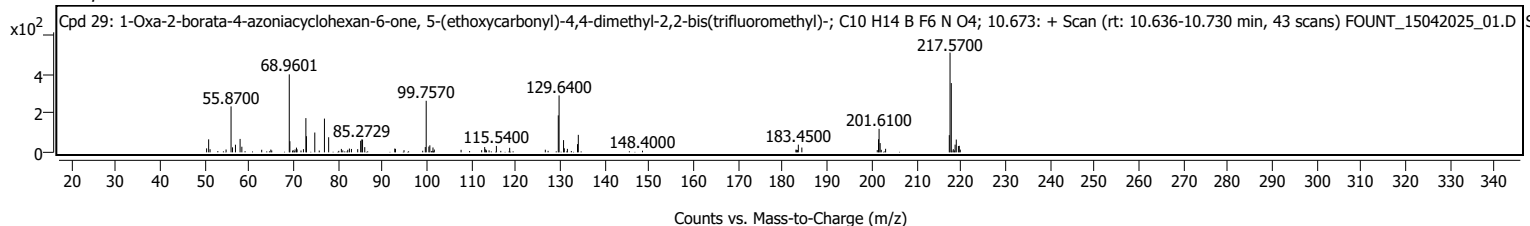
1-Oxa-2-borata-4-azoniacyclohexan-6-one, 5-(ethoxycarbonyl)-4,4-dimethyl-2,2-bis(trifluoromethyl)-

m/z (prec.)	Species	CE	Score (Lib)	Score (Fwd)	Score (Rev)	Lib/DB
			49.68			NIST17.L

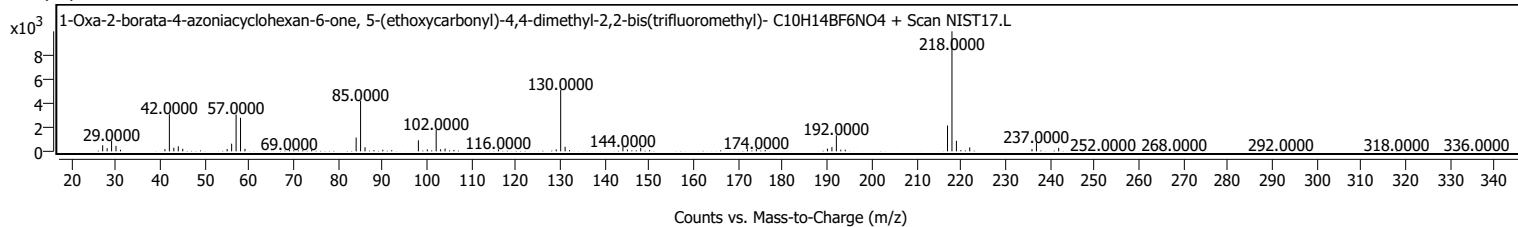
Library Match Details

m/z (prec.)	Species	CE	Score (Lib)	Score (Fwd)	Score (Rev)	Lib/DB
			49.68			NIST17.L

Observed Spectrum



Library Spectrum



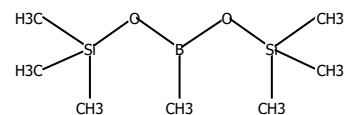
Cpd. 30: Bis(trimethylsilyl) methylboronate

Name	Formula	RT	CAS	ID Source	Score	Algorithm	Lib/DB
Bis(trimethylsilyl) methylboronate	C7H21B O2 Si2	10.937	1000376-32-7	LibSearch	71.79	Integrate	NIST17.L

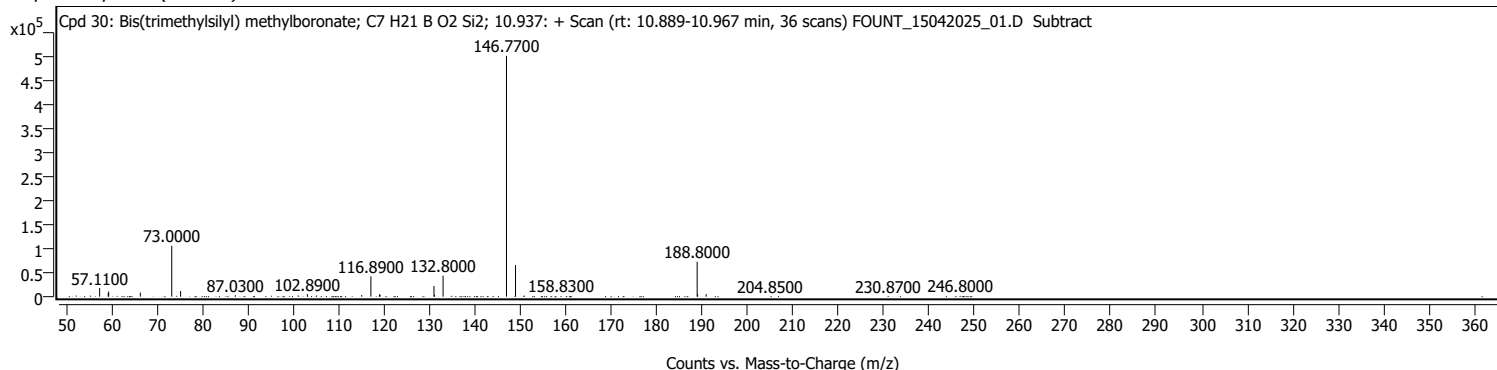
Compound ID Table

Name	Formula	ID Source	RT	CAS	Score
Bis(trimethylsilyl) methylboronate	C7H21BO2Si2	LibSearch	10.937	1000376-32-7	71.79
Disiloxane, 1,3-bis(1,1-dimethylethyl)-1,1,3,3-tetramethyl-	C12H30OSi2	LibSearch	10.937	67875-55-2	62.56
Disiloxane, 1,3-bis(1,1-dimethylethyl)-1,1,3,3-tetramethyl-	C12H30OSi2	LibSearch	10.937	67875-55-2	62.56

Structure



Compound Spectra (overlaid)



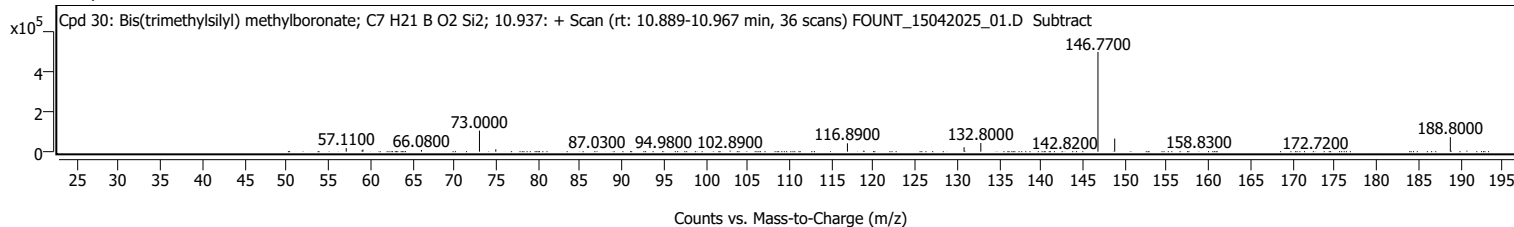
Bis(trimethylsilyl) methylboronate

m/z (prec.)	Species	CE	Score (Lib)	Score (Fwd)	Score (Rev)	Lib/DB
71.79			71.79			NIST17.L


Library Match Details

m/z (prec.)	Species	CE	Score (Lib)	Score (Fwd)	Score (Rev)	Lib/DB
71.79			71.79			NIST17.L

Observed Spectrum



Library Spectrum



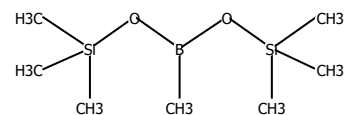
Cpd. 31: Bis(trimethylsilyl) methylboronate

Name	Formula	RT	CAS	ID Source	Score	Algorithm	Lib/DB
Bis(trimethylsilyl) methylboronate	C7H21B O2 Si2	11.213	1000376-32-7	LibSearch	59.44	Integrate	NIST17.L

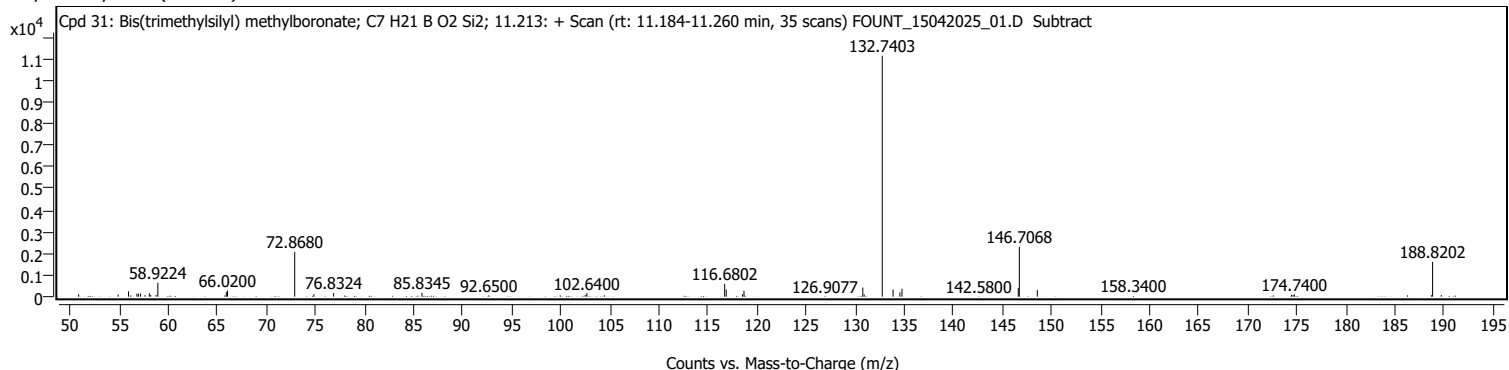
Compound ID Table

Name	Formula	ID Source	RT	CAS	Score
Bis(trimethylsilyl) methylboronate	C7H21BO2Si2	LibSearch	11.213	1000376-32-7	59.44
Butylboronic acid, 2TMS derivative	C10H27BO2Si2	LibSearch	11.213	67003-47-8	58.54
Disiloxane, pentamethyl-	C5H16OSi2	LibSearch	11.213	1438-82-0	55.04

Structure



Compound Spectra (overlaid)




Bis(trimethylsilyl) methylboronate

m/z (prec.)	Species	CE	Score (Lib)	Score (Fwd)	Score (Rev)	Lib/DB
			59.44			NIST17.L


Library Match Details

m/z (prec.)	Species	CE	Score (Lib)	Score (Fwd)	Score (Rev)	Lib/DB
			59.44			NIST17.L

Observed Spectrum



Library Spectrum



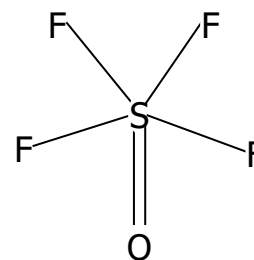
Cpd. 32: Sulfur tetrafluoride oxide

Name	Formula	RT	CAS	ID Source	Score	Algorithm	Lib/DB
Sulfur tetrafluoride oxide	F4 O S	12.057	13709-54-1	LibSearch	54.82	Integrate	NIST17.L

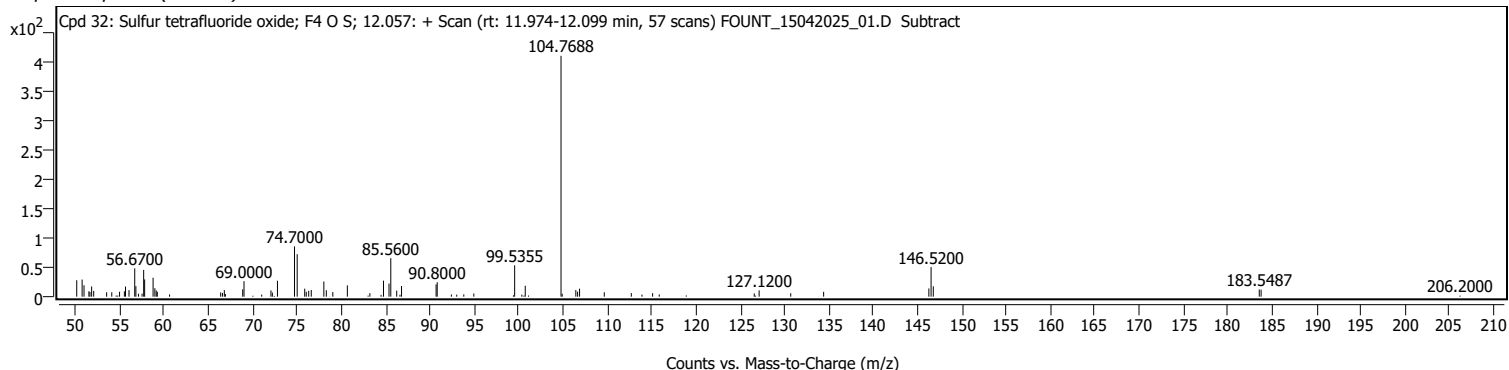
Compound ID Table

Name	Formula	ID Source	RT	CAS	Score
Sulfur tetrafluoride oxide	F4O S	LibSearch	12.057	13709-54-1	54.82
9-Borabicyclo[3.3.1]nonane, 9-(benzoyloxy)-	C15H19BO2	LibSearch	12.057	65212-33-1	49.13
1,3,4-Oxadiazolium, 5-hydroxy-2,3-diphenyl-, hydroxide, inner salt	C14H10N2O2	LibSearch	12.057	24660-41-1	46.71

Structure



Compound Spectra (overlaid)



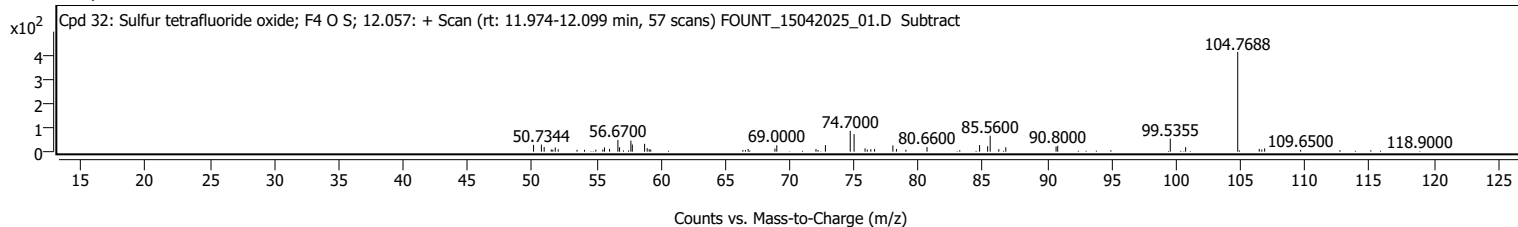
Sulfur tetrafluoride oxide

m/z (prec.)	Species	CE	Score (Lib)	Score (Fwd)	Score (Rev)	Lib/DB
54.82						NIST17.L

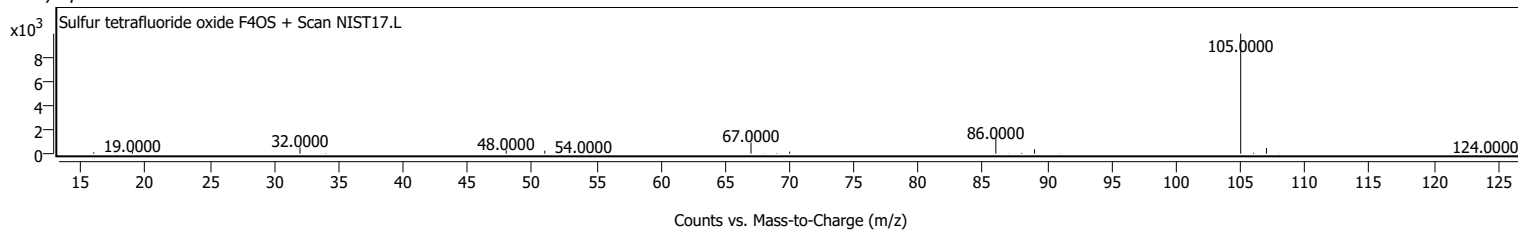
Library Match Details

m/z (prec.)	Species	CE	Score (Lib)	Score (Fwd)	Score (Rev)	Lib/DB
54.82						NIST17.L

Observed Spectrum



Library Spectrum



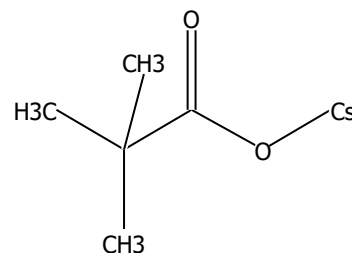
Cpd. 33: Propanoic acid, 2,2-dimethyl-, cesium salt

Name	Formula	RT	CAS	ID Source	Score	Algorithm	Lib/DB
Propanoic acid, 2,2-dimethyl-, cesium salt	C5H9CsO2	12.624	20442-70-0	LibSearch	45.33	Integrate	NIST17.L

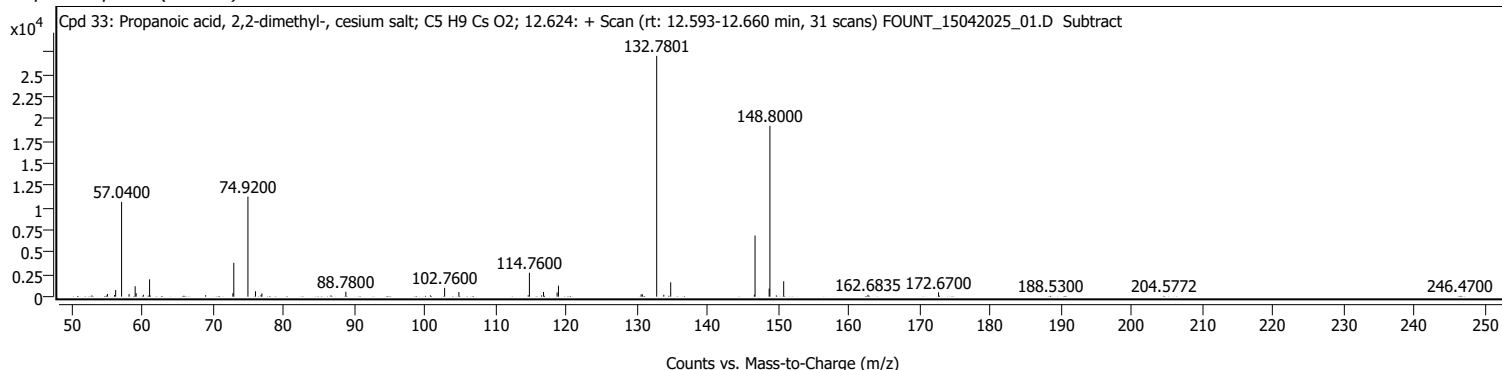
Compound ID Table

Name	Formula	ID Source	RT	CAS	Score
Propanoic acid, 2,2-dimethyl-, cesium salt	C5H9CsO2	LibSearch	12.624	20442-70-0	45.33
tert-Butyldimethylsilyl trimethylsilyl selenite	C9H24O3SeSi2	LibSearch	12.624	1000366-62-2	44.42
6-Azidomethyl-5-bromo-2-t-butyl-[1,3]dioxin-4-one	C9H12BrN3O3	LibSearch	12.624	116332-67-3	42.59

Structure



Compound Spectra (overlaid)




Propanoic acid, 2,2-dimethyl-, cesium salt

m/z (prec.)	Species	CE	Score (Lib)	Score (Fwd)	Score (Rev)	Lib/DB
			45.33			NIST17.L

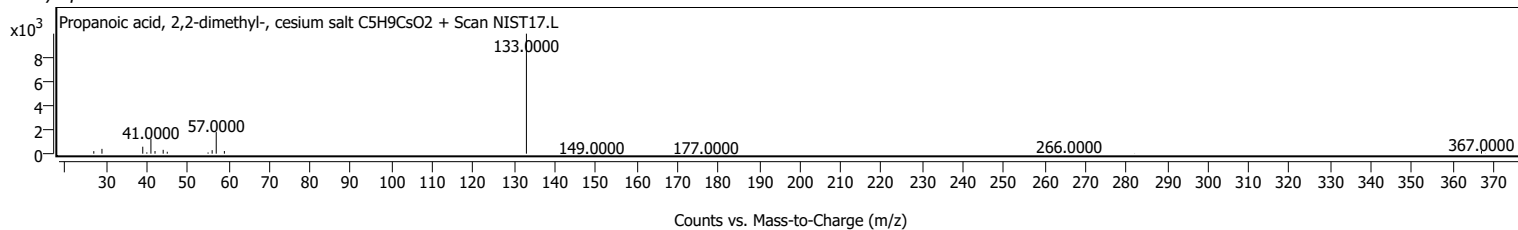
Library Match Details

m/z (prec.)	Species	CE	Score (Lib)	Score (Fwd)	Score (Rev)	Lib/DB
			45.33			NIST17.L

Observed Spectrum



Library Spectrum



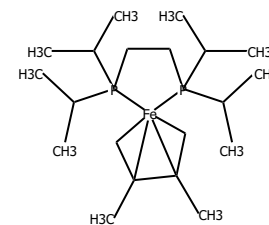
Cpd. 34: Iron(0), (2,3-dimethylbutadiene)-1,2-bis(diisopropylphosphino)ethane

Name	Formula	RT	CAS	ID Source	Score	Algorithm	Lib/DB
Iron(0), (2,3-dimethylbutadiene)-1,2-bis(diisopropylphosphino)ethane	C20H42FeP2	12.924	1000164-74-3	LibSearch	45.08	Integrate	NIST17.L

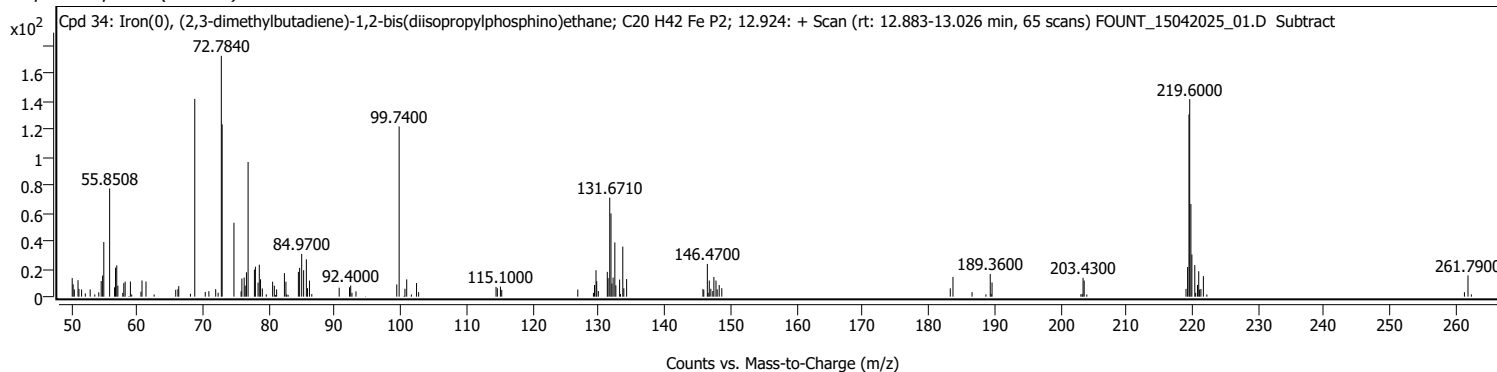
Compound ID Table

Name	Formula	ID Source	RT	CAS	Score
Iron(0), (2,3-dimethylbutadiene)-1,2-bis(diisopropylphosphino)ethane	C20H42FeP2	LibSearch	12.924	1000164-74-3	45.08
[1,2]Dithiol[1,5-b][1,2]oxathiole-7-SIV, 5-phenyl-	C11H8OS2	LibSearch	12.924	52816-18-9	44.02
Phosphinic fluoride, diphenyl-	C12H10FOP	LibSearch	12.924	1135-98-4	41.16

Structure



Compound Spectra (overlaid)



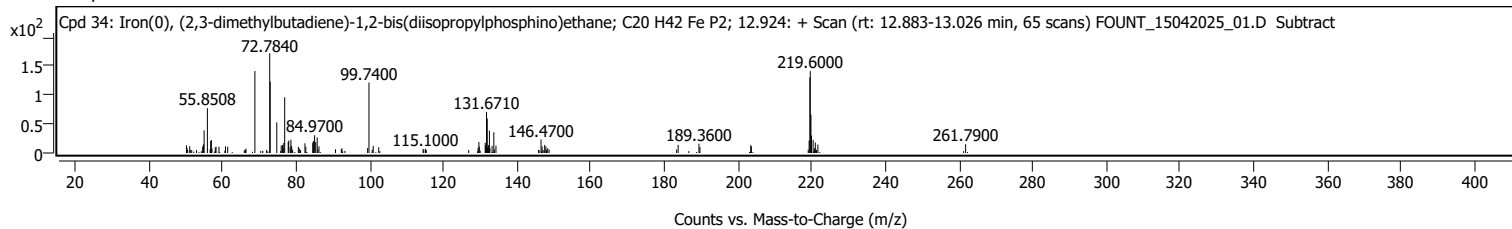
Iron(0), (2,3-dimethylbutadiene)-1,2-bis(diisopropylphosphino)ethane

m/z (prec.)	Species	CE	Score (Lib)	Score (Fwd)	Score (Rev)	Lib/DB
			45.08			NIST17.L


Library Match Details

m/z (prec.)	Species	CE	Score (Lib)	Score (Fwd)	Score (Rev)	Lib/DB
			45.08			NIST17.L

Observed Spectrum



Library Spectrum



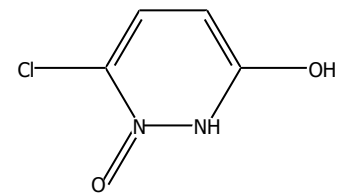
Cpd. 35: 6-Chloro-3-hydroxypyridazine 1-oxide

Name	Formula	RT	CAS	ID Source	Score	Algorithm	Lib/DB
6-Chloro-3-hydroxypyridazine 1-oxide	C4 H3 Cl N2 O2	13.329	18259-52-4	LibSearch	43.24	Integrate	NIST17.L

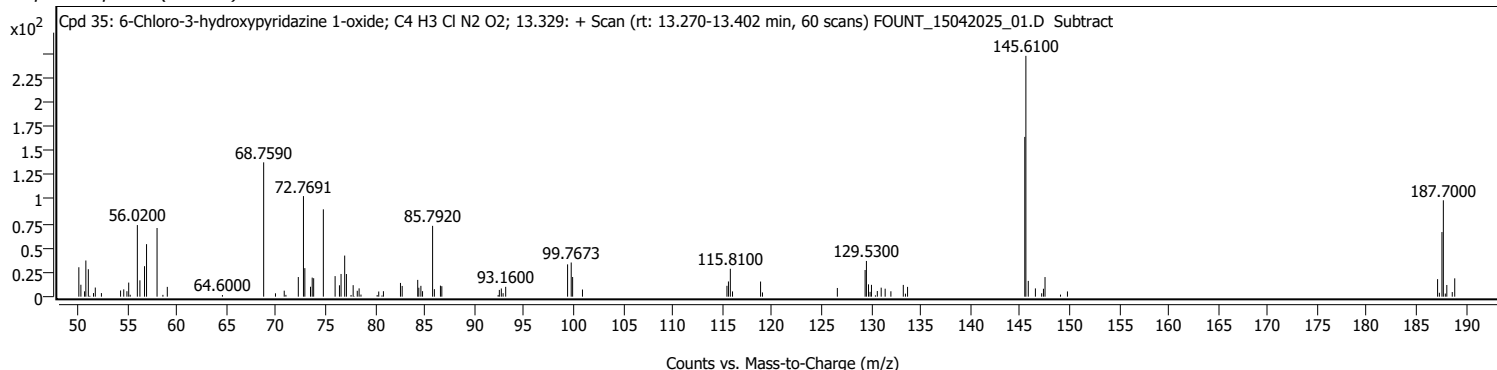
Compound ID Table

Name	Formula	ID Source	RT	CAS	Score
6-Chloro-3-hydroxypyridazine 1-oxide	C4H3ClN2O2	LibSearch	13.329	18259-52-4	43.24
2-Amino-2-methyl-1-propanol, TBDMS derivative	C10H25NOSi	LibSearch	13.329	1000366-71-7	37.65
Bis(tert-butyl dimethylsilyl)amine	C12H31NSi2	LibSearch	13.329	1000366-61-6	37.15

Structure



Compound Spectra (overlaid)



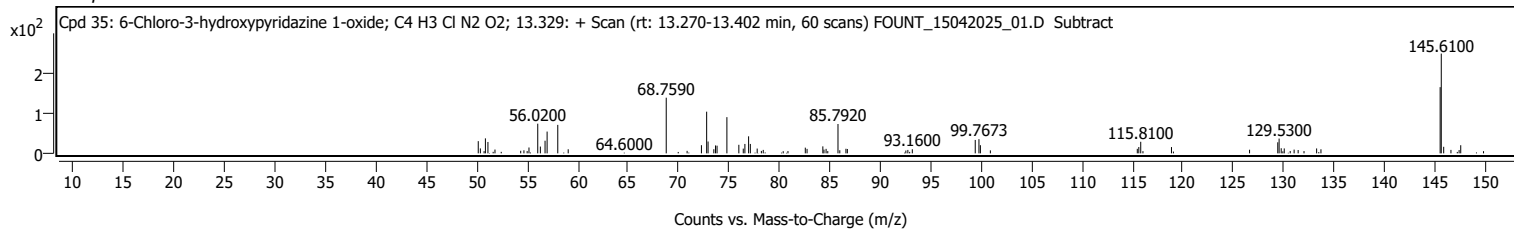
6-Chloro-3-hydroxypyridazine 1-oxide

m/z (prec.)	Species	CE	Score (Lib)	Score (Fwd)	Score (Rev)	Lib/DB
			43.24			NIST17.L

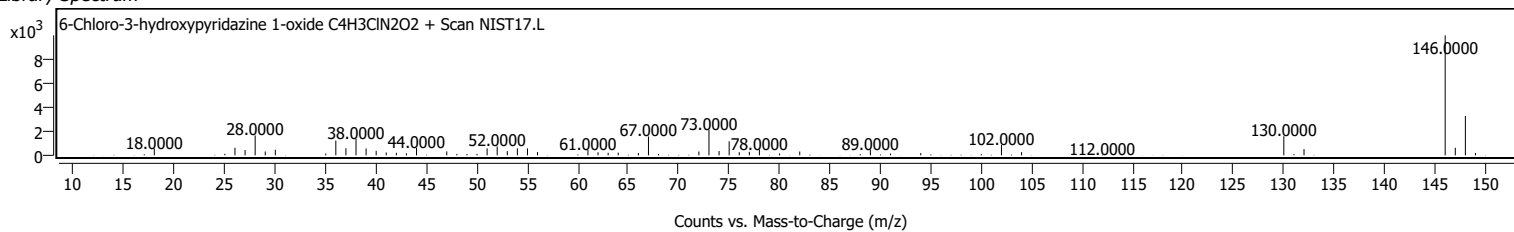
Library Match Details

m/z (prec.)	Species	CE	Score (Lib)	Score (Fwd)	Score (Rev)	Lib/DB
			43.24			NIST17.L

Observed Spectrum



Library Spectrum



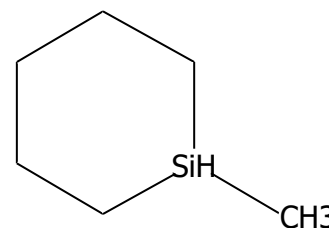
Cpd. 36: 1-Methylsilacyclohexane

Name	Formula	RT	CAS	ID Source	Score	Algorithm	Lib/DB
1-Methylsilacyclohexane	C6 H14 Si	14.046	765-62-8	LibSearch	51.91	Integrate	NIST17.L

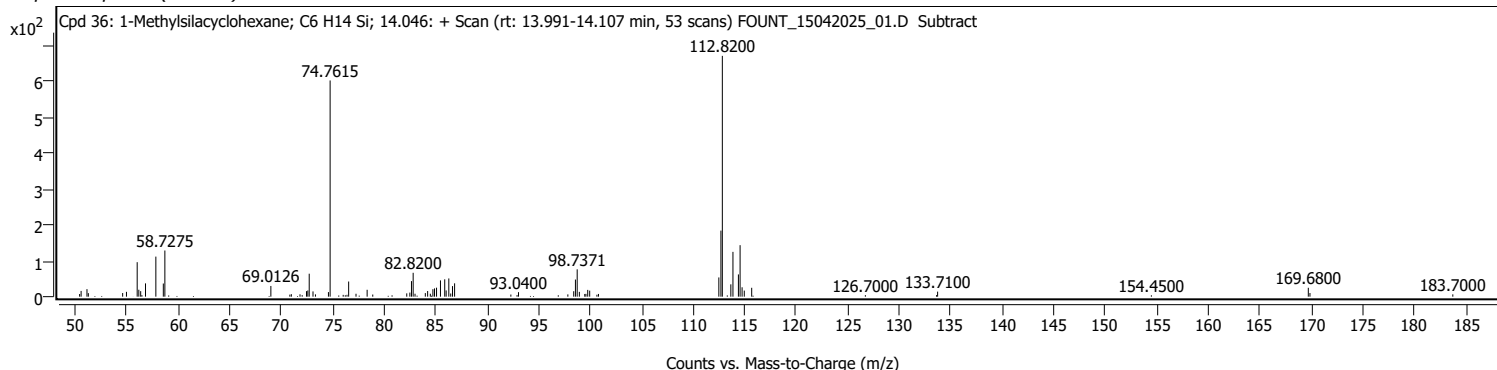
Compound ID Table

Name	Formula	ID Source	RT	CAS	Score
1-Methylsilacyclohexane	C6H14Si	LibSearch	14.046	765-62-8	51.91
Hexyl ethylphosphonofluoridate	C8H18FO2P	LibSearch	14.046	135445-19-1	49.71
1-Methylsilacyclohexane	C6H14Si	LibSearch	14.046	765-62-8	45.75

Structure



Compound Spectra (overlaid)



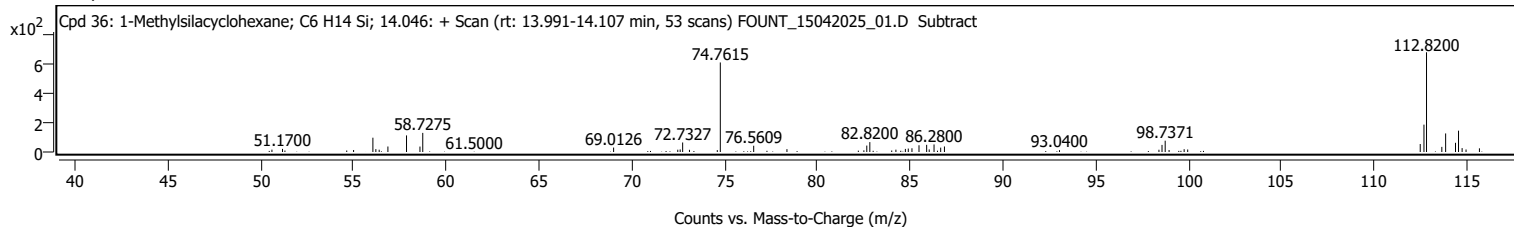
1-Methylsilacyclohexane

m/z (prec.)	Species	CE	Score (Lib)	Score (Fwd)	Score (Rev)	Lib/DB
			51.91			NIST17.L

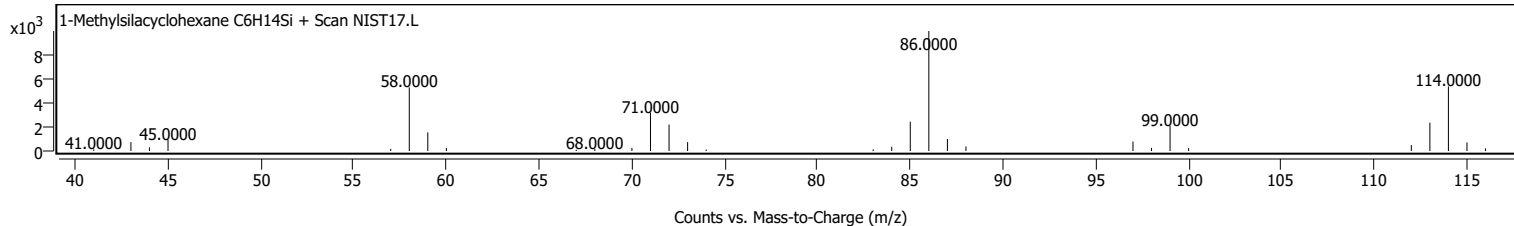
Library Match Details

m/z (prec.)	Species	CE	Score (Lib)	Score (Fwd)	Score (Rev)	Lib/DB
			51.91			NIST17.L

Observed Spectrum



Library Spectrum



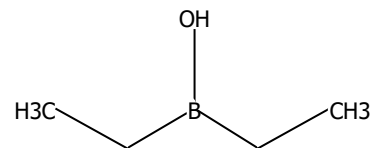
Cpd. 37: Borinic acid, diethyl-

Name	Formula	RT	CAS	ID Source	Score	Algorithm	Lib/DB
Borinic acid, diethyl-	C4 H11 B O	15.151	4426-31-7	LibSearch	46.70	Integrate	NIST17.L

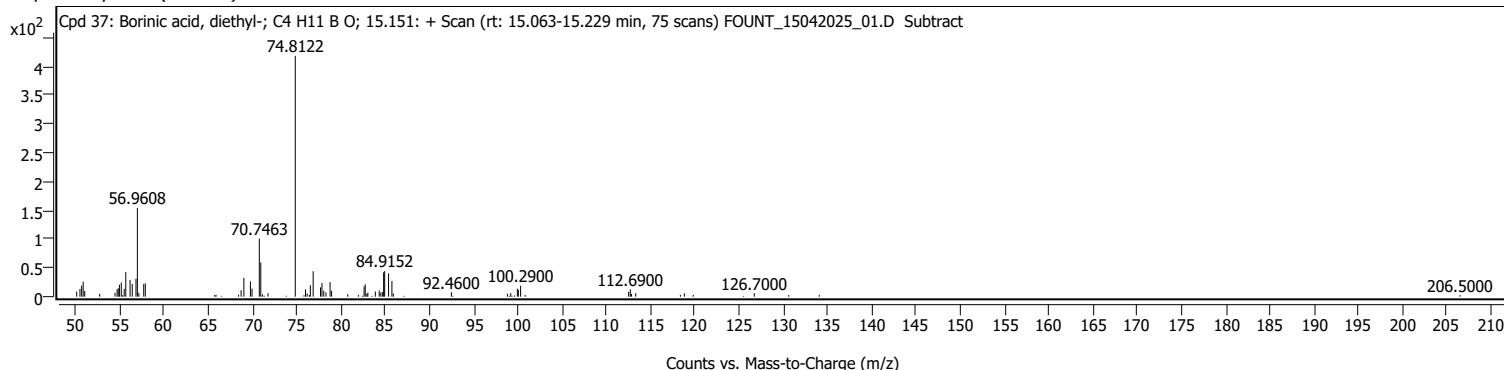
Compound ID Table

Name	Formula	ID Source	RT	CAS	Score
Borinic acid, diethyl-	C4H11BO	LibSearch	15.151	4426-31-7	46.70
Borinic acid, diethyl-	C4H11BO	LibSearch	15.151	4426-31-7	45.48
Aluminum, triethyl-	C6H15Al	LibSearch	15.151	97-93-8	42.60

Structure



Compound Spectra (overlaid)



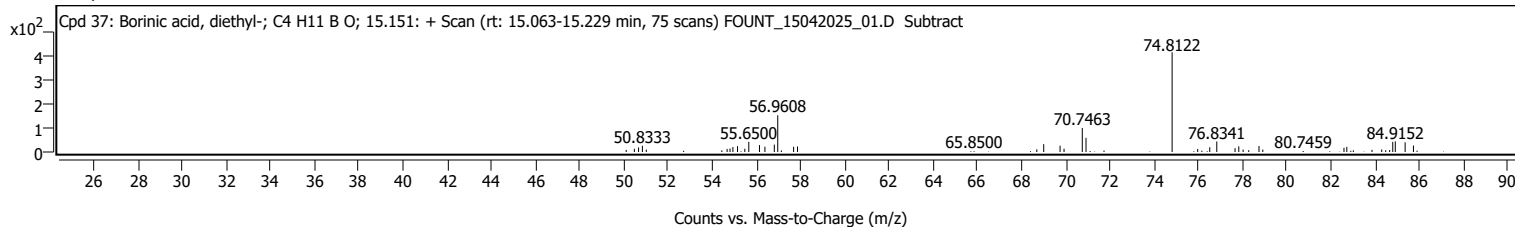
Borinic acid, diethyl-

m/z (prec.)	Species	CE	Score (Lib)	Score (Fwd)	Score (Rev)	Lib/DB
			46.70			NIST17.L

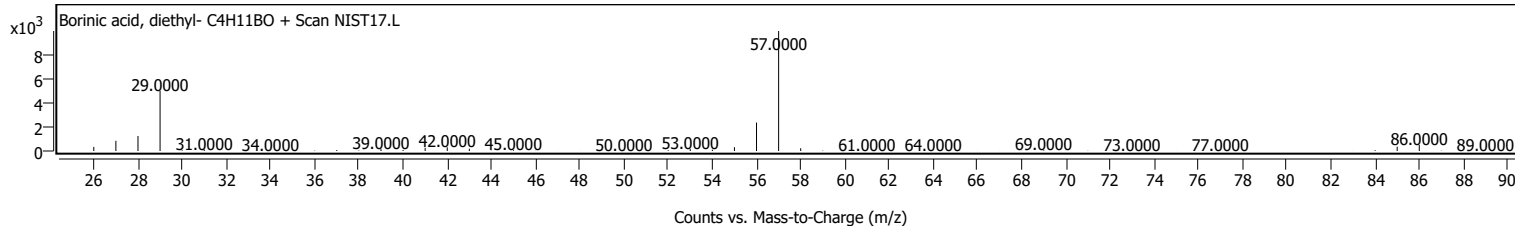
Library Match Details

m/z (prec.)	Species	CE	Score (Lib)	Score (Fwd)	Score (Rev)	Lib/DB
			46.70			NIST17.L

Observed Spectrum



Library Spectrum



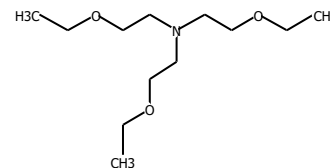
Cpd. 38: 2,2',2''-Nitrilotriethanol, triethyl ether

Name	Formula	RT	CAS	ID Source	Score	Algorithm	Lib/DB
2,2',2''-Nitrilotriethanol, triethyl ether	C12 H27 N O3	15.441	1000378-71-4	LibSearch	48.44	Integrate	NIST17.L

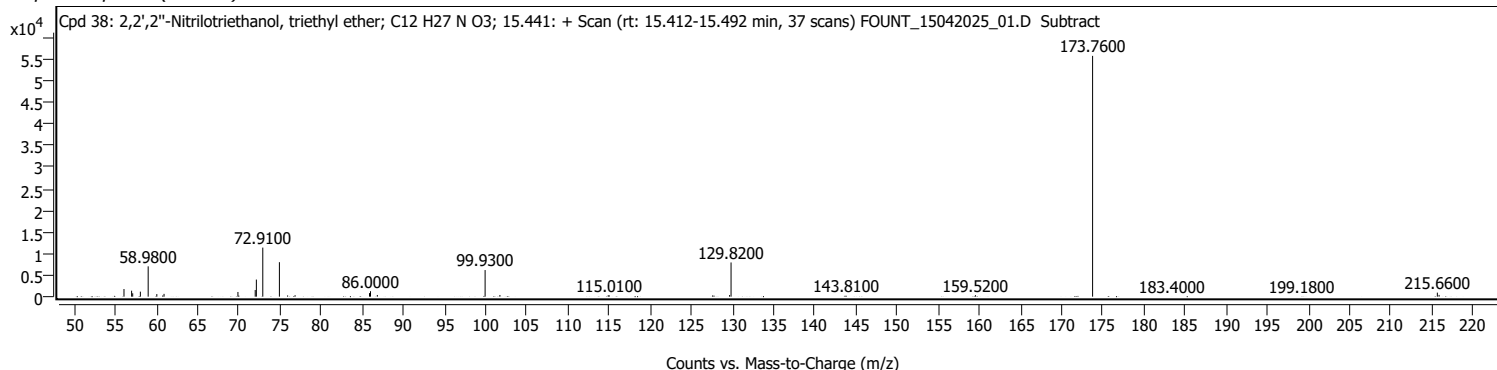
Compound ID Table

Name	Formula	ID Source	RT	CAS	Score
2,2',2''-Nitrilotriethanol, triethyl ether	C12H27NO3	LibSearch	15.441	1000378-71-4	48.44
Isobenzofuran-1(3H)-one, 5-(5-tetrazolyl)-	C9H6N4O2	LibSearch	15.441	330842-02-9	46.34
N,N-Diethyl(trimethylsilyl)carbamate	C8H19NO2Si	LibSearch	15.441	1000322-56-6	45.70

Structure



Compound Spectra (overlaid)




2,2',2''-Nitrilotriethanol, triethyl ether

m/z (prec.)	Species	CE	Score (Lib)	Score (Fwd)	Score (Rev)	Lib/DB
			48.44			NIST17.L


Library Match Details

m/z (prec.)	Species	CE	Score (Lib)	Score (Fwd)	Score (Rev)	Lib/DB
			48.44			NIST17.L

Observed Spectrum



Library Spectrum



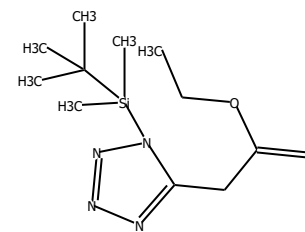
Cpd. 39: Ethyl 1H-tetrazole-5-acetate, TBDMS derivative

Name	Formula	RT	CAS	ID Source	Score	Algorithm	Lib/DB
Ethyl 1H-tetrazole-5-acetate, TBDMS derivative	C11H22N4O2Si	15.731	1000332-68-6	LibSearch	48.70	Integrate	NIST17.L

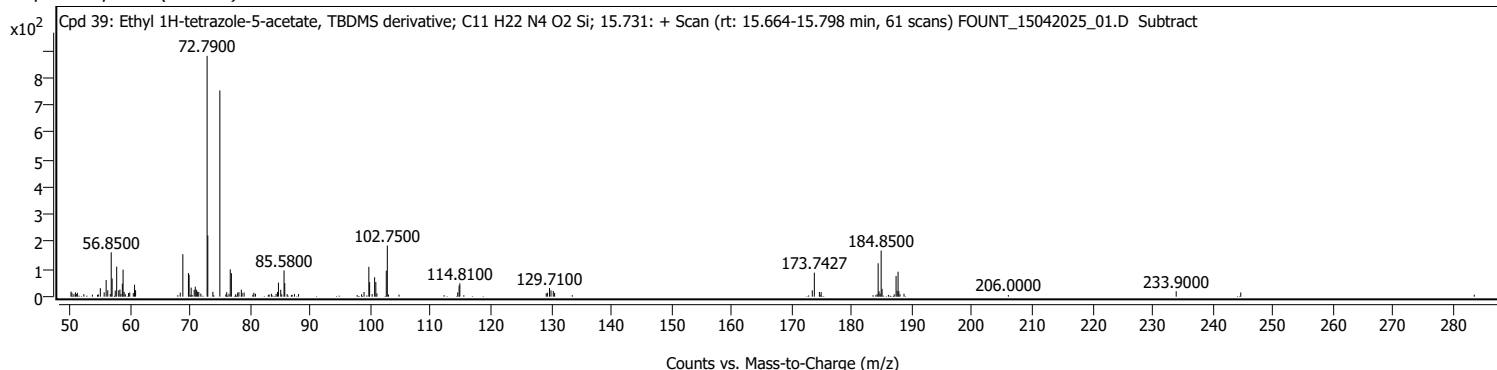
Compound ID Table

Name	Formula	ID Source	RT	CAS	Score
Ethyl 1H-tetrazole-5-acetate, TBDMS derivative	C11H22N4O2Si	LibSearch	15.731	1000332-68-6	48.70
Silane, (3-iodopropyl)trimethyl-	C6H15SiI	LibSearch	15.731	18135-48-3	45.17
1,1,1,2-Tetramethyldisilane	C4H14Si2	LibSearch	15.731	1000433-69-5	38.53

Structure



Compound Spectra (overlaid)




Ethyl 1H-tetrazole-5-acetate, TBDMS derivative

m/z (prec.)	Species	CE	Score (Lib)	Score (Fwd)	Score (Rev)	Lib/DB
			48.70			NIST17.L

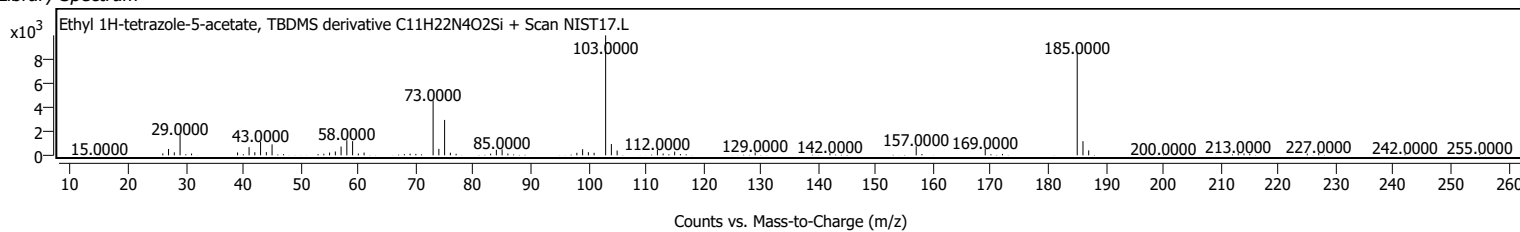
Library Match Details

m/z (prec.)	Species	CE	Score (Lib)	Score (Fwd)	Score (Rev)	Lib/DB
			48.70			NIST17.L

Observed Spectrum



Library Spectrum



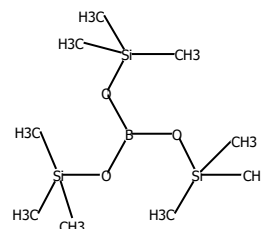
Cpd. 40: Boric acid, 3TMS derivative

Name	Formula	RT	CAS	ID Source	Score	Algorithm	Lib/DB
Boric acid, 3TMS derivative	C9 H27 B O3 Si3	15.916	4325-85-3	LibSearch	77.52	Integrate	NIST17.L

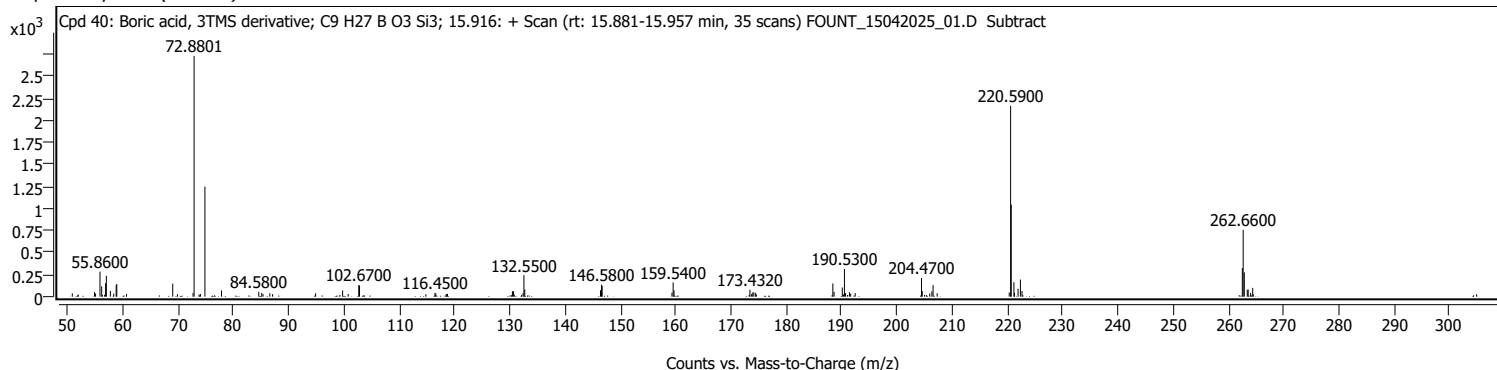
Compound ID Table

Name	Formula	ID Source	RT	CAS	Score
Boric acid, 3TMS derivative	C9H27BO3Si3	LibSearch	15.916	4325-85-3	77.52
Boric acid, 3TMS derivative	C9H27BO3Si3	LibSearch	15.916	4325-85-3	76.90
Boric acid, 3TMS derivative	C9H27BO3Si3	LibSearch	15.916	4325-85-3	75.45

Structure



Compound Spectra (overlaid)



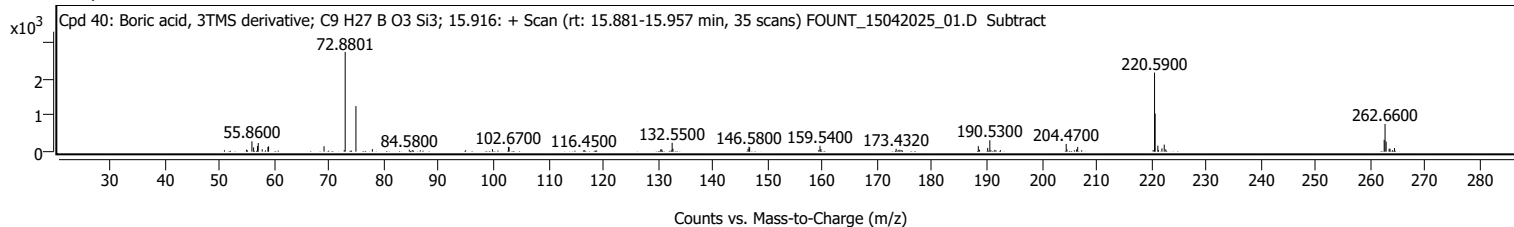
Boric acid, 3TMS derivative

m/z (prec.)	Species	CE	Score (Lib)	Score (Fwd)	Score (Rev)	Lib/DB
77.52						NIST17.L

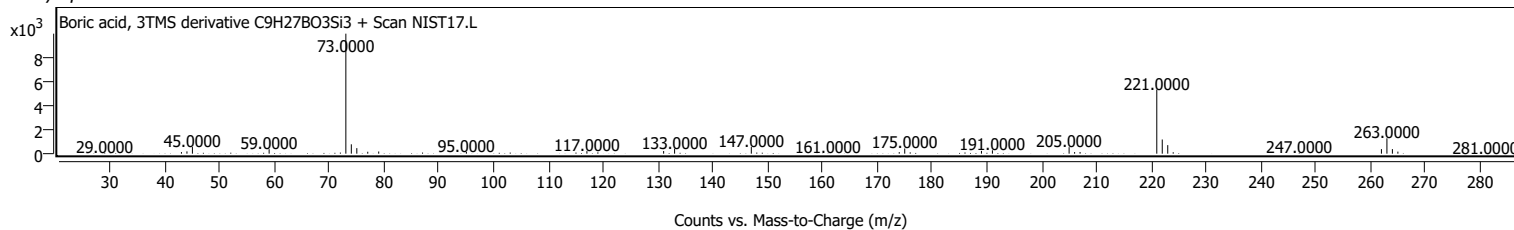
Library Match Details

m/z (prec.)	Species	CE	Score (Lib)	Score (Fwd)	Score (Rev)	Lib/DB
77.52						NIST17.L

Observed Spectrum



Library Spectrum



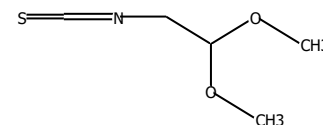
Cpd. 41: Isothiocyanatoacetaldehyde dimethyl acetal

Name	Formula	RT	CAS	ID Source	Score	Algorithm	Lib/DB
Isothiocyanatoacetaldehyde dimethyl acetal	C5H9NO2S	16.371	75052-04-9	LibSearch	44.08	Integrate	NIST17.L

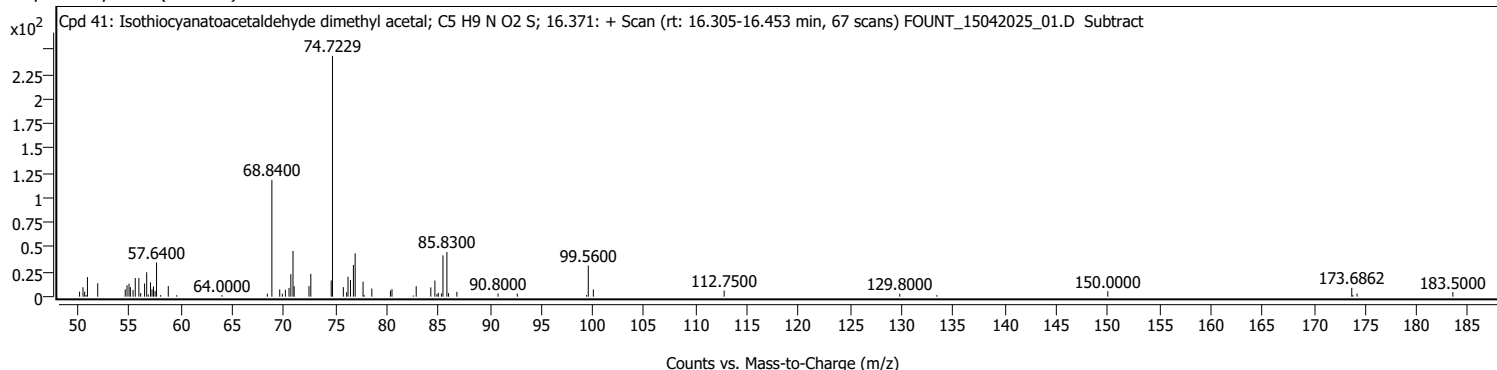
Compound ID Table

Name	Formula	ID Source	RT	CAS	Score
Isothiocyanatoacetaldehyde dimethyl acetal	C5H9NO2S	LibSearch	16.371	75052-04-9	44.08
Silane, methylenebis-	CH8Si2	LibSearch	16.371	1759-88-2	41.63
Borinic acid, diethyl-	C4H11BO	LibSearch	16.371	4426-31-7	36.97

Structure



Compound Spectra (overlaid)



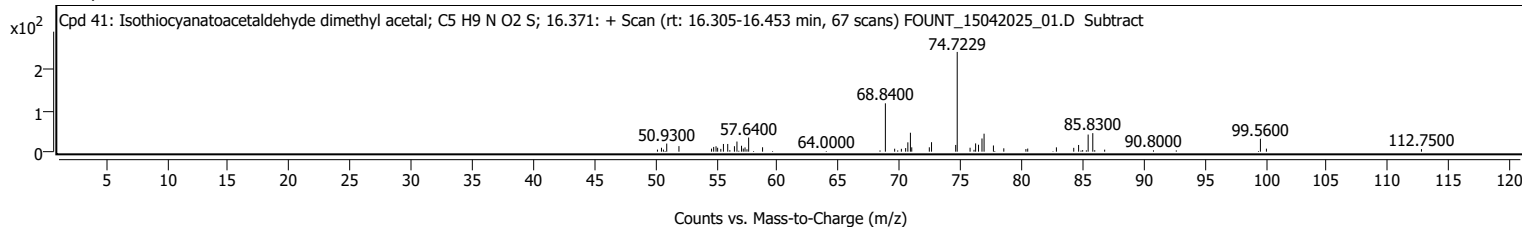
Isothiocyanatoacetaldehyde dimethyl acetal

m/z (prec.)	Species	CE	Score (Lib)	Score (Fwd)	Score (Rev)	Lib/DB
			44.08			NIST17.L

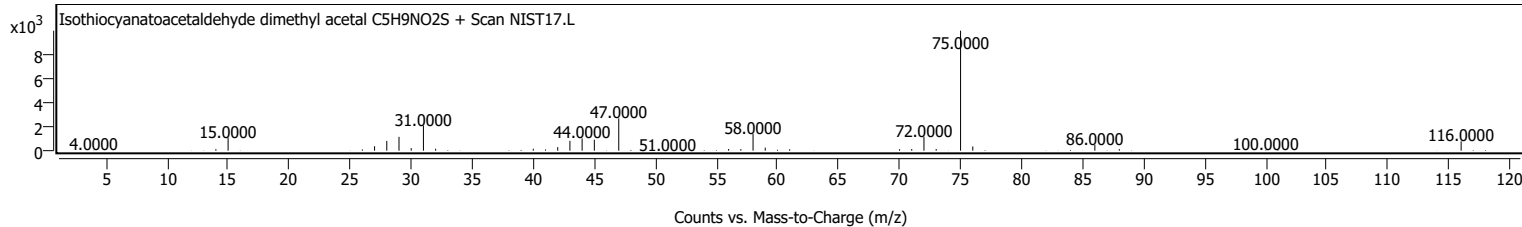
Library Match Details

m/z (prec.)	Species	CE	Score (Lib)	Score (Fwd)	Score (Rev)	Lib/DB
			44.08			NIST17.L

Observed Spectrum



Library Spectrum



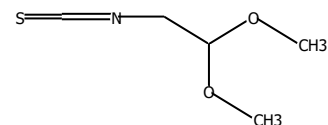
Cpd. 42: Isothiocyanatoacetaldehyde dimethyl acetal

Name	Formula	RT	CAS	ID Source	Score	Algorithm	Lib/DB
Isothiocyanatoacetaldehyde dimethyl acetal	C5H9NO2S	16.571	75052-04-9	LibSearch	39.22	Integrate	NIST17.L

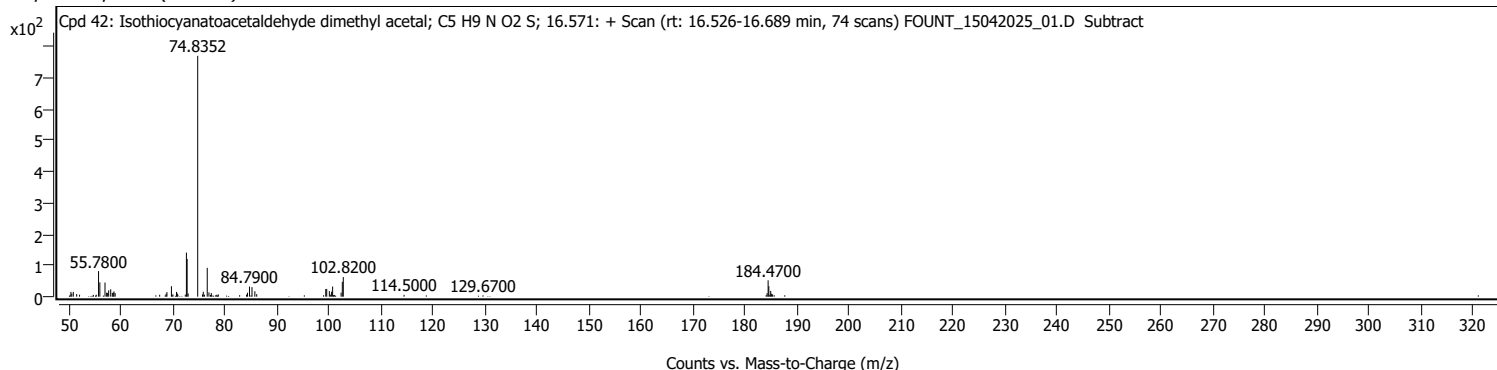
Compound ID Table

Name	Formula	ID Source	RT	CAS	Score
Isothiocyanatoacetaldehyde dimethyl acetal	C5H9NO2S	LibSearch	16.571	75052-04-9	39.22
Ethyl 1H-tetrazole-5-acetate, TBDMS derivative	C11H22N4O2Si	LibSearch	16.571	1000332-68-6	38.83
2-Pyrrol[tert-butyl(dimethyl)silyl]oxymorphopropan-1-ol	C9H22O2Si	LibSearch	16.571	1000333-03-6	38.01

Structure



Compound Spectra (overlaid)



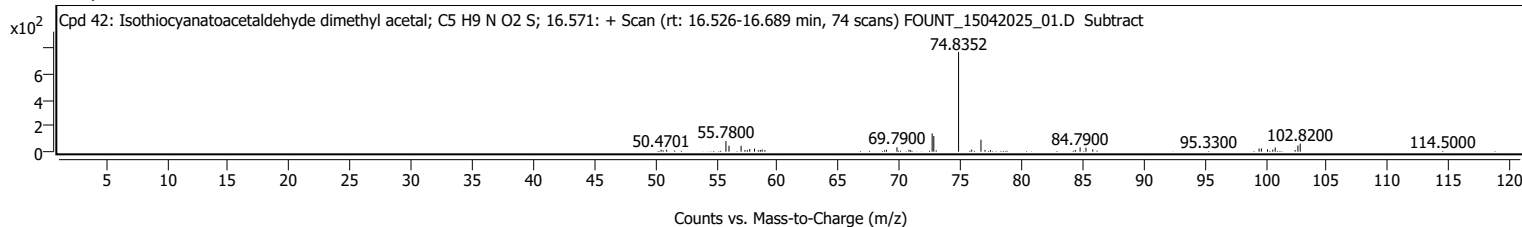
Isothiocyanatoacetaldehyde dimethyl acetal

m/z (prec.)	Species	CE	Score (Lib)	Score (Fwd)	Score (Rev)	Lib/DB
			39.22			NIST17.L

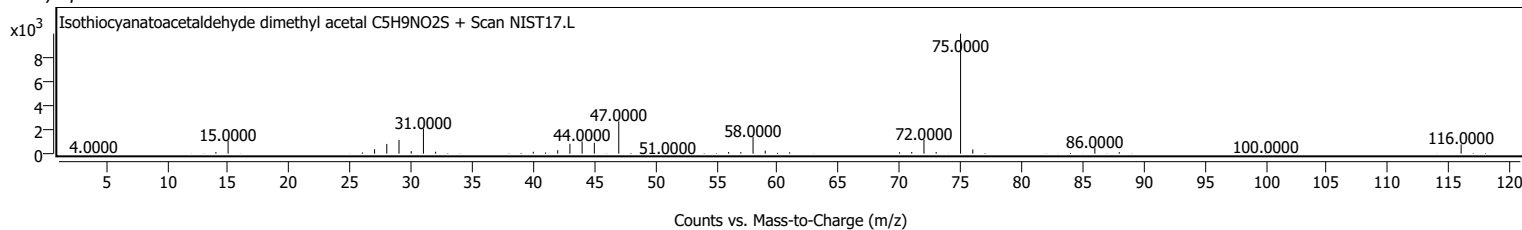
Library Match Details

m/z (prec.)	Species	CE	Score (Lib)	Score (Fwd)	Score (Rev)	Lib/DB
			39.22			NIST17.L

Observed Spectrum



Library Spectrum

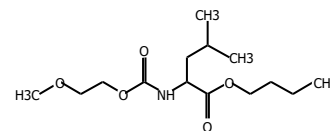


Cpd. 43: l-Leucine, N-(2-methoxyethoxycarbonyl)-, butyl ester

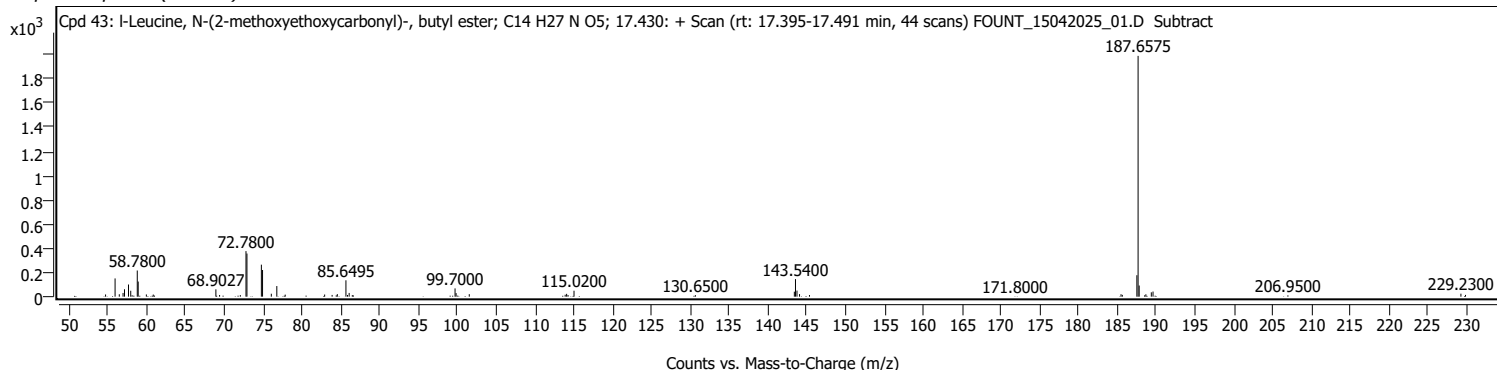
Name	Formula	RT	CAS	ID Source	Score	Algorithm	Lib/DB
l-Leucine, N-(2-methoxyethoxycarbonyl)-, butyl ester	C14H27NO5	17.430	1000327-96-4	LibSearch	51.87	Integrate	NIST17.L

Compound ID Table

Name	Formula	ID Source	RT	CAS	Score
l-Leucine, N-(2-methoxyethoxycarbonyl)-, butyl ester	C14H27NO5	LibSearch	17.430	1000327-96-4	51.87
l-Leucine, N-(2-methoxyethoxycarbonyl)-, heptyl ester	C17H33NO5	LibSearch	17.430	1000327-96-7	51.68
DL-Norleucine, N-(2-methoxyethoxycarbonyl)-, isohexyl ester	C16H31NO5	LibSearch	17.430	1000339-07-6	50.93



Compound Spectra (overlaid)



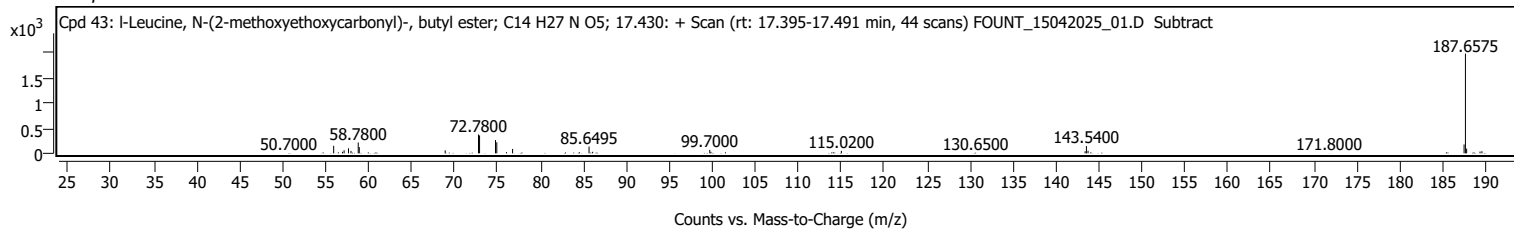
I-Leucine, N-(2-methoxyethoxycarbonyl)-, butyl ester

m/z (prec.)	Species	CE	Score (Lib)	Score (Fwd)	Score (Rev)	Lib/DB
51.87			51.87			NIST17.L


Library Match Details

m/z (prec.)	Species	CE	Score (Lib)	Score (Fwd)	Score (Rev)	Lib/DB
51.87			51.87			NIST17.L

Observed Spectrum



Library Spectrum

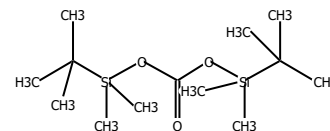


Cpd. 44: Bis(tert-butylidimethylsilyl) carbonate

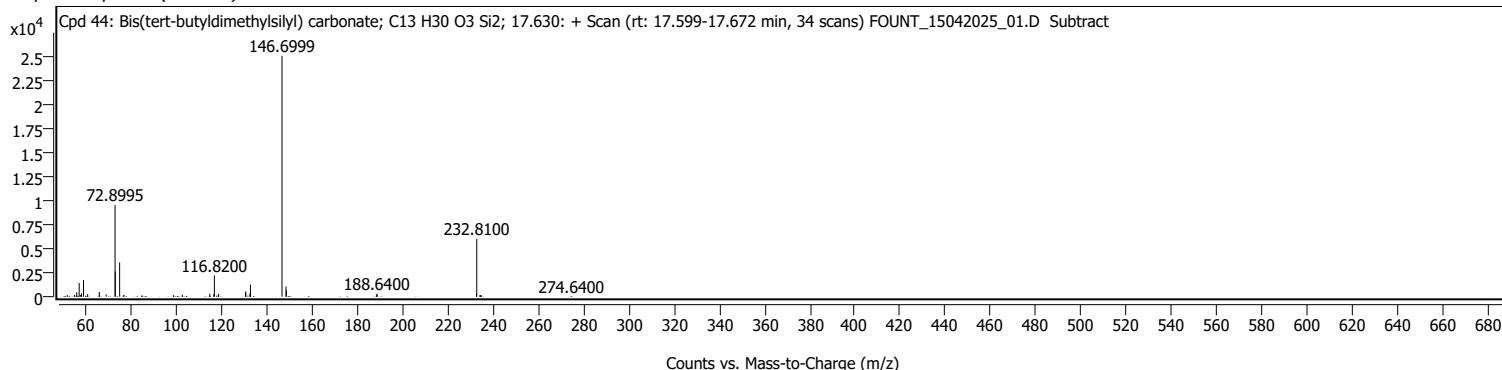
Name	Formula	RT	CAS	ID Source	Score	Algorithm	Lib/DB
Bis(tert-butylidimethylsilyl) carbonate	C13H30O3Si2	17.630	1000366-56-7	LibSearch	69.51	Integrate	NIST17.L

Compound ID Table

Name	Formula	ID Source	RT	CAS	Score
Bis(tert-butylidimethylsilyl) carbonate	C13H30O3Si2	LibSearch	17.630	1000366-56-7	69.51
Ethylene glycol, 2TBDMS derivative	C14H34O2Si2	LibSearch	17.630	66548-22-9	66.33
4-Hydroxybutanoic acid, 2TMS derivative	C10H24O3Si2	LibSearch	17.630	55133-95-4	61.17



Compound Spectra (overlaid)




Bis(tert-butyltrimethylsilyl) carbonate

m/z (prec.)	Species	CE	Score (Lib)	Score (Fwd)	Score (Rev)	Lib/DB
			69.51			NIST17.L

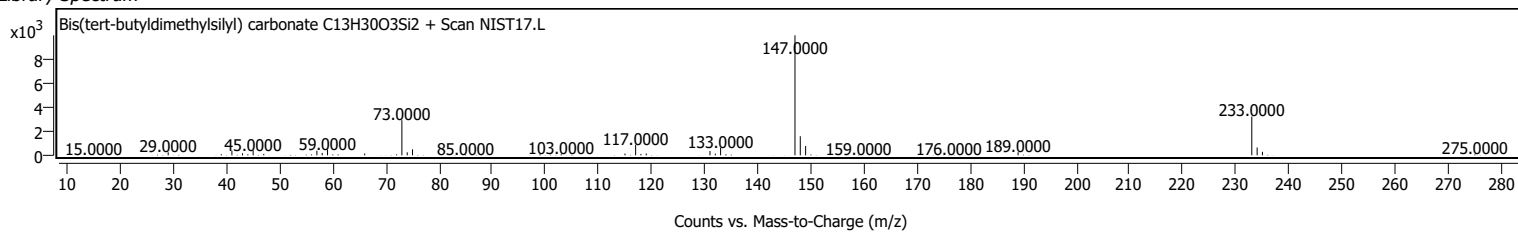
Library Match Details

m/z (prec.)	Species	CE	Score (Lib)	Score (Fwd)	Score (Rev)	Lib/DB
			69.51			NIST17.L

Observed Spectrum



Library Spectrum



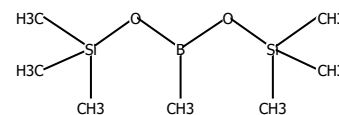
Cpd. 45: Bis(trimethylsilyl) methylboronate

Name	Formula	RT	CAS	ID Source	Score	Algorithm	Lib/DB
Bis(trimethylsilyl) methylboronate	C7 H21 B O2 Si2	20.384	1000376-32-7	LibSearch	67.42	Integrate	NIST17.L

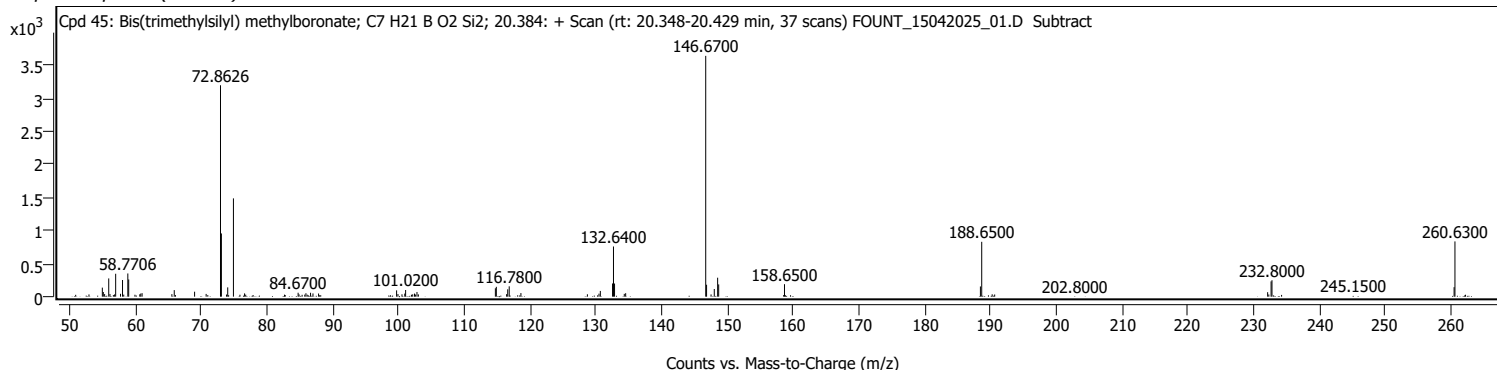
Compound ID Table

Name	Formula	ID Source	RT	CAS	Score
Bis(trimethylsilyl) methylboronate	C7H21BO2Si2	LibSearch	20.384	1000376-32-7	67.42
Oxalic acid, 2TBDMMS derivative	C14H30O4Si2	LibSearch	20.384	104255-91-6	63.10
Oxalic acid, 2TBDMMS derivative	C14H30O4Si2	LibSearch	20.384	104255-91-6	61.45

Structure



Compound Spectra (overlaid)




Bis(trimethylsilyl) methylboronate

m/z (prec.)	Species	CE	Score (Lib)	Score (Fwd)	Score (Rev)	Lib/DB
67.42						NIST17.L


Library Match Details

m/z (prec.)	Species	CE	Score (Lib)	Score (Fwd)	Score (Rev)	Lib/DB
67.42						NIST17.L

Observed Spectrum



Library Spectrum



Cpd. 46: Isothiocyanatoacetaldehyde dimethyl acetal

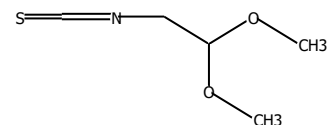
Name	Formula	RT	CAS	ID Source	Score	Algorithm	Lib/DB
Isothiocyanatoacetaldehyde dimethyl acetal	C5H9NO2S	21.911	75052-04-9	LibSearch	40.93	Integrate	NIST17.L

Compound ID Table

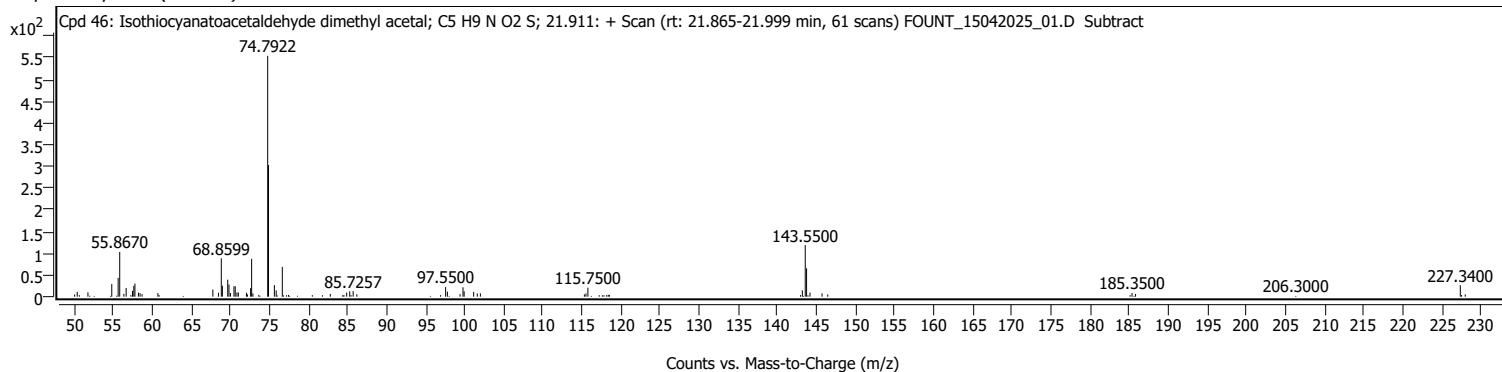
Name	Formula	ID Source	RT	CAS	Score
Isothiocyanatoacetaldehyde dimethyl acetal	C5H9NO2S	LibSearch	21.911	75052-04-9	40.93
Silane, methylenebis-	CH8Si2	LibSearch	21.911	1759-88-2	35.71
trans-2-Trimethylsilyl-cyclopropane-1-carboxylic acid	C7H14O2Si	LibSearch	21.911	1000144-36-3	34.34

Compound Discovery Report

Structure



Compound Spectra (overlaid)



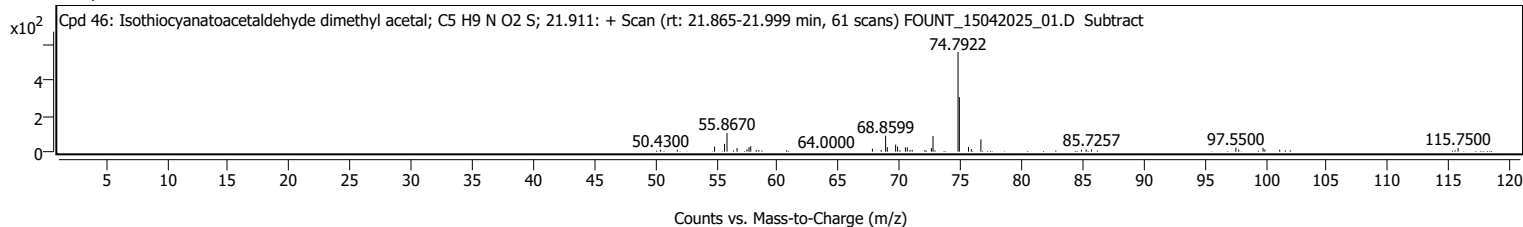
Isothiocyanatoacetaldehyde dimethyl acetal

m/z (prec.)	Species	CE	Score (Lib)	Score (Fwd)	Score (Rev)	Lib/DB
40.93						NIST17.L

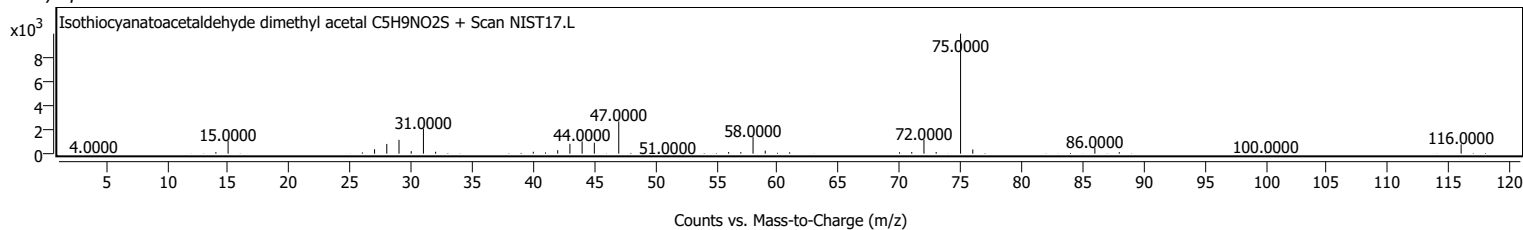
Library Match Details

m/z (prec.)	Species	CE	Score (Lib)	Score (Fwd)	Score (Rev)	Lib/DB
40.93						NIST17.L

Observed Spectrum



Library Spectrum

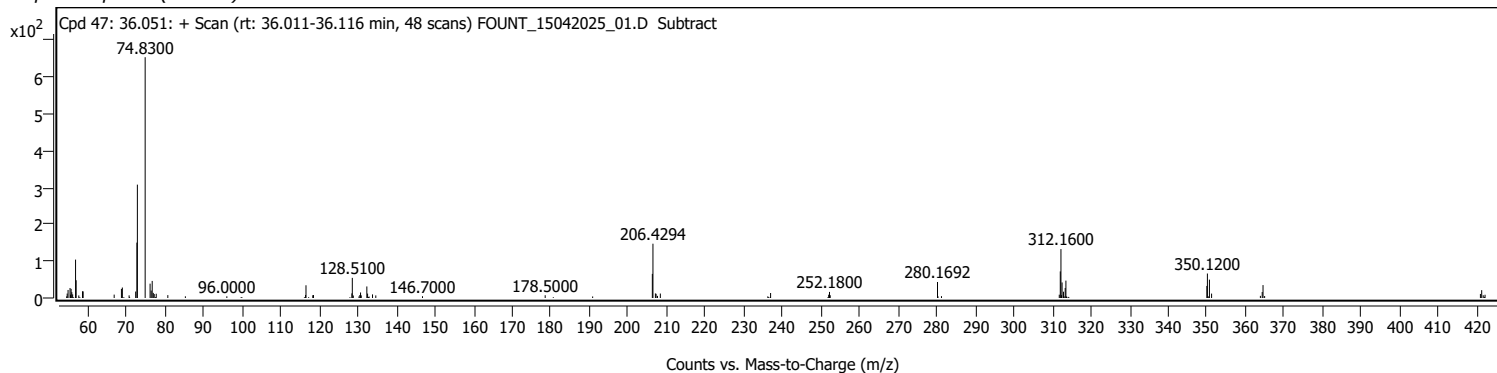


Cpd 47: 36.051

Name	Formula	RT	CAS	ID Source	Score	Algorithm	Lib/DB
		36.051				Integrate	

Structure

Compound Spectra (overlaid)



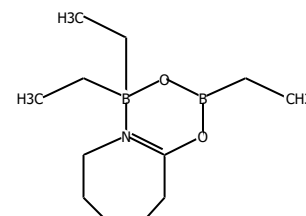
Cpd. 48: Caprolactone oxime, (NB)-O-[(diethylboryloxy)(ethyl)boryl]-

Name	Formula	RT	CAS	ID Source	Score	Algorithm	Lib/DB
Caprolactone oxime, (NB)-O-[(diethylboryloxy)(ethyl)boryl]-	C12H25B2N O2	40.021	1000161-37-6	LibSearch	44.70	Integrate	NIST17.L

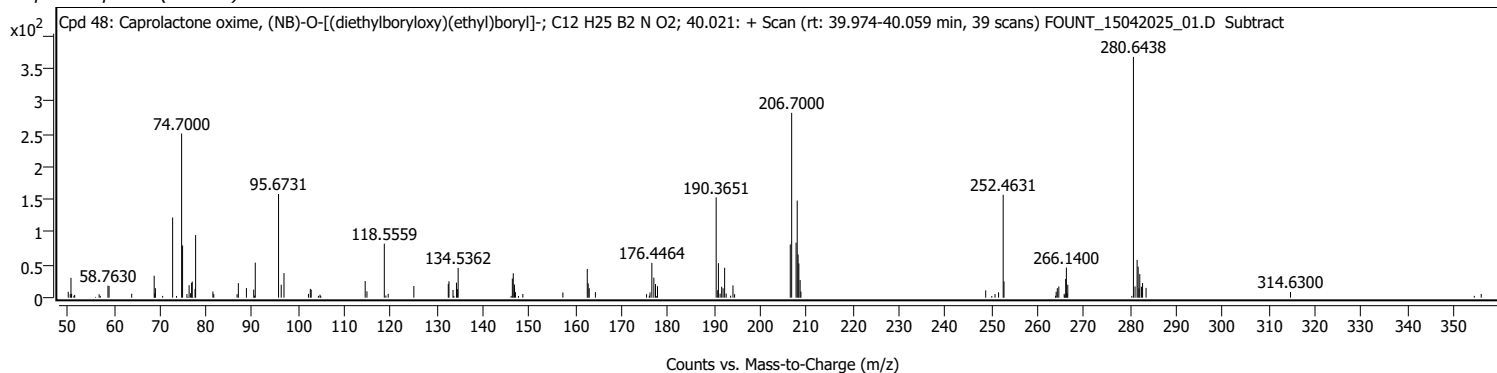
Compound ID Table

Name	Formula	ID Source	RT	CAS	Score
Caprolactone oxime, (NB)-O-[(diethylboryloxy)(ethyl)boryl]-	C12H25B2NO2	LibSearch	40.021	1000161-37-6	44.70
N,N-Dimethyl-4-nitroso-3-(trimethylsilyl)aniline	C11H18N2OSi	LibSearch	40.021	17993-84-9	43.27
4-Pyridinol-3,5-dichloro-2,6-dimethyl-1-oxide	C7H7Cl2NO2	LibSearch	40.021	1000252-90-7	34.38

Structure



Compound Spectra (overlaid)



Caprolactone oxime, (NB)-O-[(diethylboryloxy)(ethyl)boryl]-

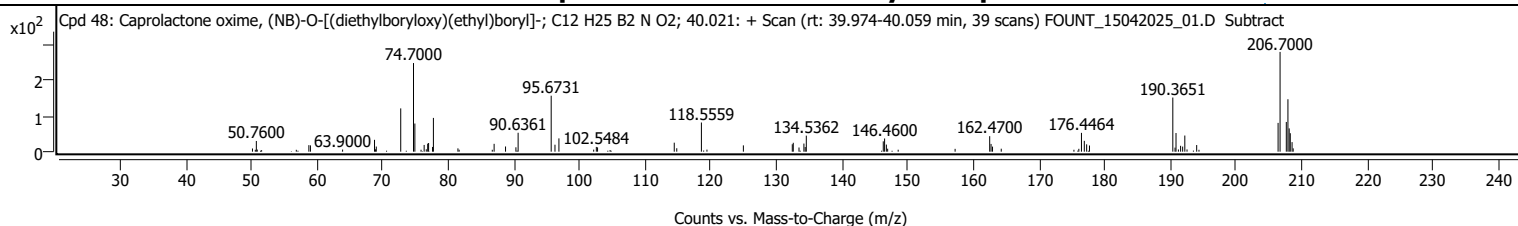
m/z (prec.)	Species	CE	Score (Lib)	Score (Fwd)	Score (Rev)	Lib/DB
			44.70			NIST17.L

Library Match Details

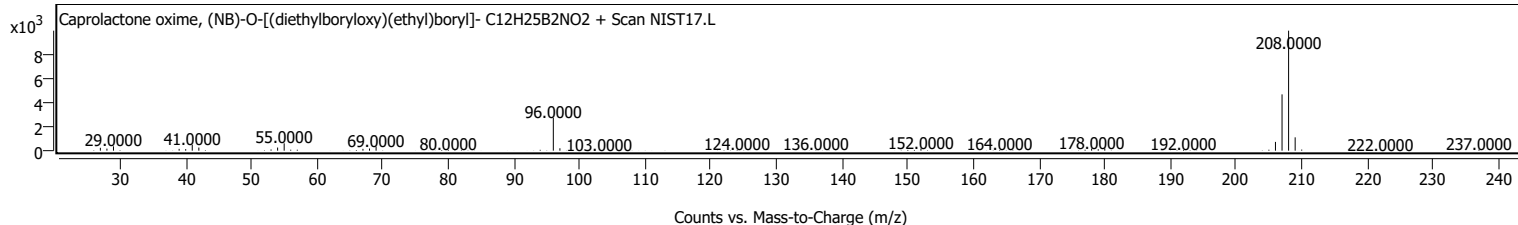
m/z (prec.)	Species	CE	Score (Lib)	Score (Fwd)	Score (Rev)	Lib/DB
			44.70			NIST17.L

Observed Spectrum

Compound Discovery Report



Library Spectrum



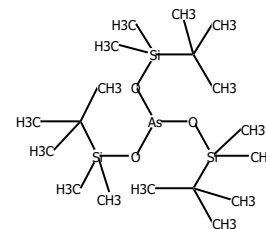
Cpd. 49: Tris(tert-butylidimethylsilyloxy)arsane

Name	Formula	RT	CAS	ID Source	Score	Algorithm	Lib/DB
Tris(tert-butylidimethylsilyloxy)arsane	C18 H45 As O3 Si3	40.077	1000366-57-5	LibSearch	62.25	Integrate	NIST17.L

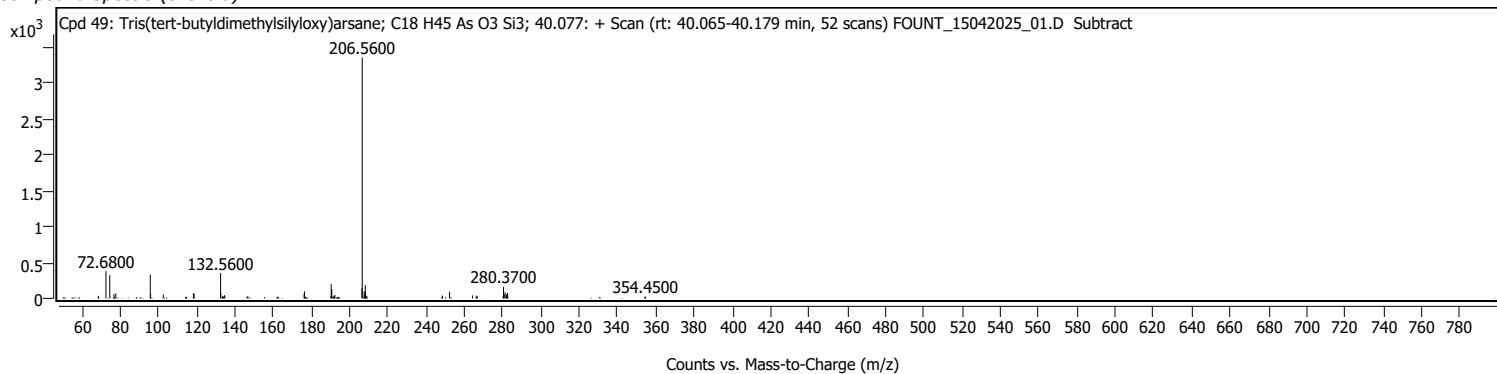
Compound ID Table

Name	Formula	ID Source	RT	CAS	Score
Tris(tert-butylidimethylsilyloxy)arsane	C18H45AsO3Si3	LibSearch	40.077	1000366-57-5	62.25
Arsenous acid, tris(trimethylsilyl) ester	C9H27AsO3Si3	LibSearch	40.077	55429-29-3	60.49
N,N-Dimethyl-4-nitroso-3-(trimethylsilyl)aniline	C11H18N2OSi	LibSearch	40.077	17993-84-9	52.23

Structure



Compound Spectra (overlaid)



Tris(tert-butylidimethylsilyloxy)arsane

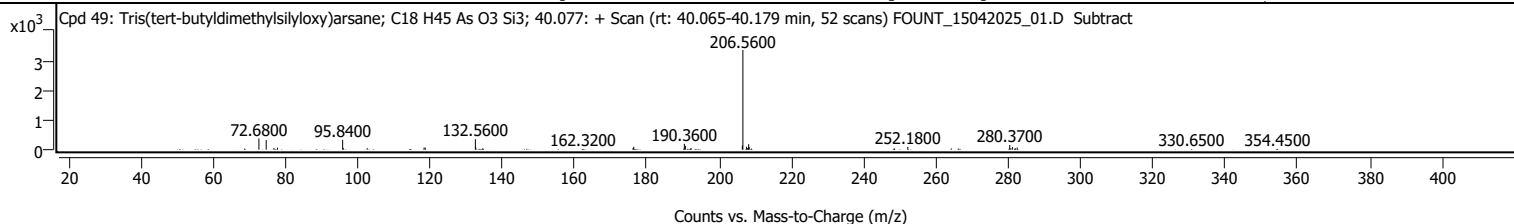
m/z (prec.)	Species	CE	Score (Lib)	Score (Fwd)	Score (Rev)	Lib/DB
			62.25			NIST17.L

Library Match Details

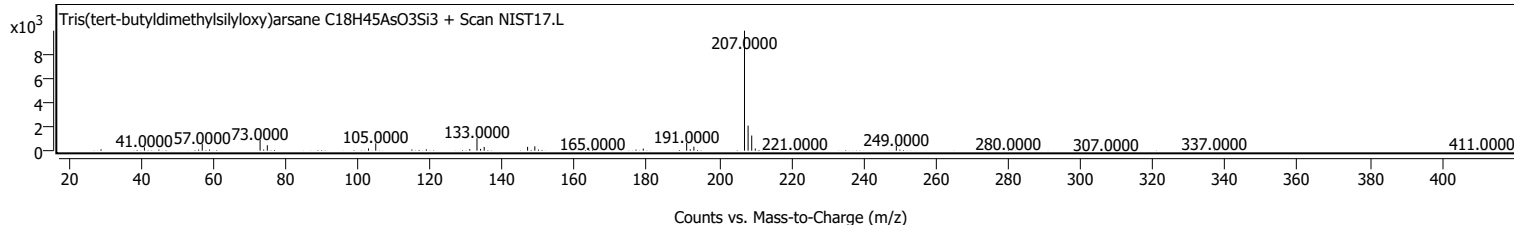
m/z (prec.)	Species	CE	Score (Lib)	Score (Fwd)	Score (Rev)	Lib/DB
			62.25			NIST17.L

Observed Spectrum

Compound Discovery Report



Library Spectrum



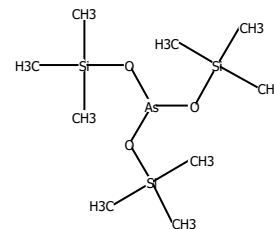
Cpd. 50: Arsenous acid, tris(trimethylsilyl) ester

Name	Formula	RT	CAS	ID Source	Score	Algorithm	Lib/DB
Arsenous acid, tris(trimethylsilyl) ester	C9H27AsO3Si3	40.236	55429-29-3	LibSearch	58.51	Integrate	NIST17.L

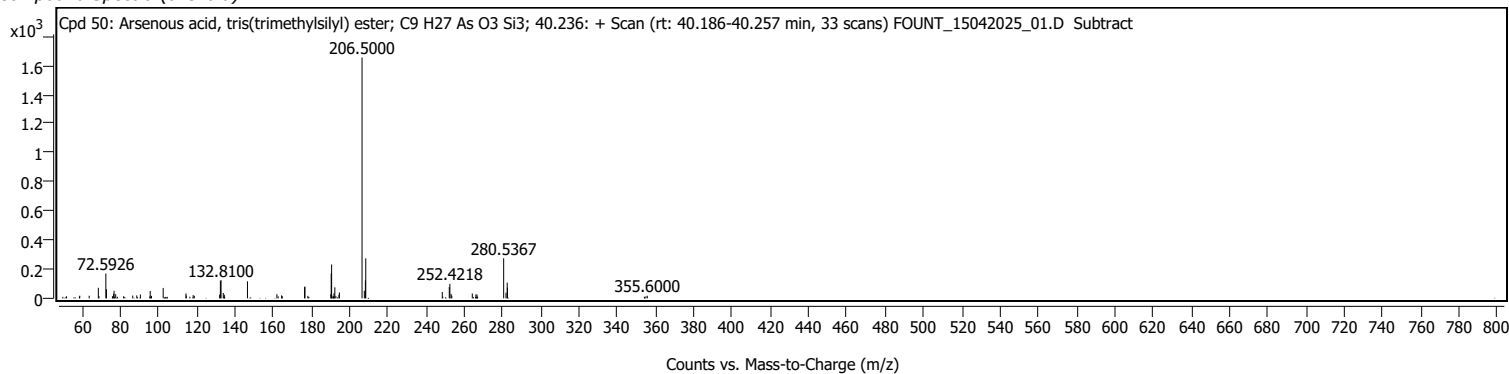
Compound ID Table

Name	Formula	ID Source	RT	CAS	Score
Arsenous acid, tris(trimethylsilyl) ester	C9H27AsO3Si3	LibSearch	40.236	55429-29-3	58.51
Tris(tert-butyl dimethylsilyloxy)arsane	C18H45AsO3Si3	LibSearch	40.236	1000366-57-5	56.80
Cyclotrisiloxane, hexamethyl-	C6H18O3Si3	LibSearch	40.236	541-05-9	42.23

Structure



Compound Spectra (overlaid)



Arsenous acid, tris(trimethylsilyl) ester

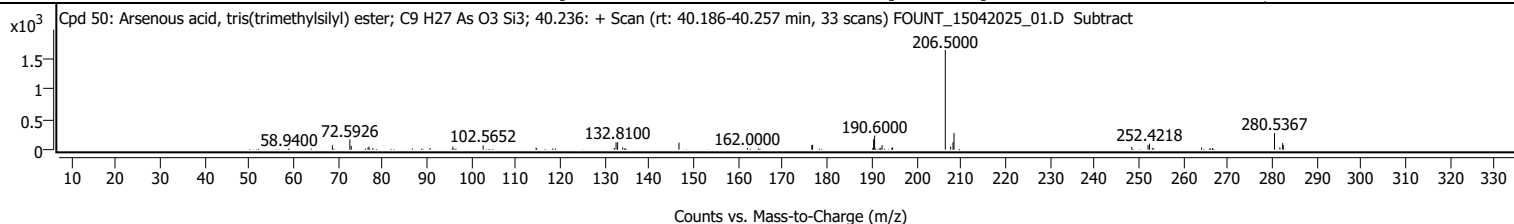
m/z (prec.)	Species	CE	Score (Lib)	Score (Fwd)	Score (Rev)	Lib/DB
			58.51			NIST17.L

Library Match Details

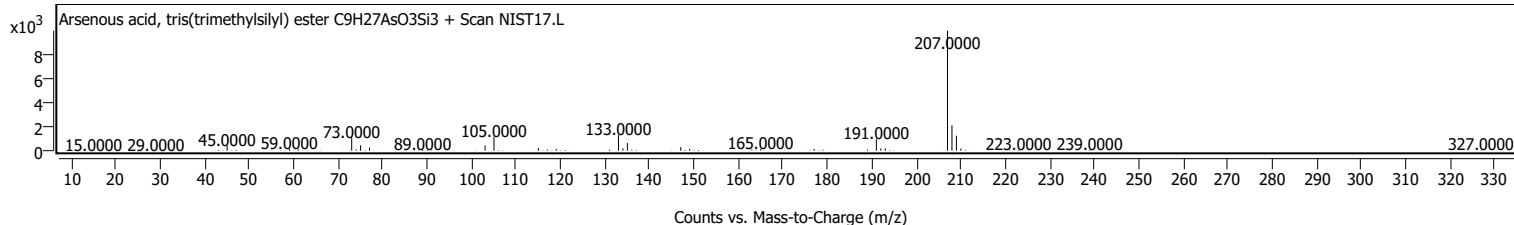
m/z (prec.)	Species	CE	Score (Lib)	Score (Fwd)	Score (Rev)	Lib/DB
			58.51			NIST17.L

Observed Spectrum

Compound Discovery Report



Library Spectrum



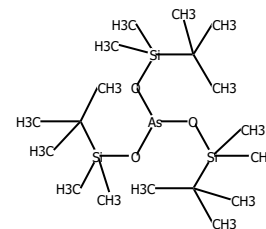
Cpd. 51: Tris(tert-butyl)dimethylsilyloxy)arsane

Name	Formula	RT	CAS	ID Source	Score	Algorithm	Lib/DB
Tris(tert-butyl)dimethylsilyloxy)arsane	C18 H45 As O3 Si3	40.364	1000366-57-5	LibSearch	56.84	Integrate	NIST17.L

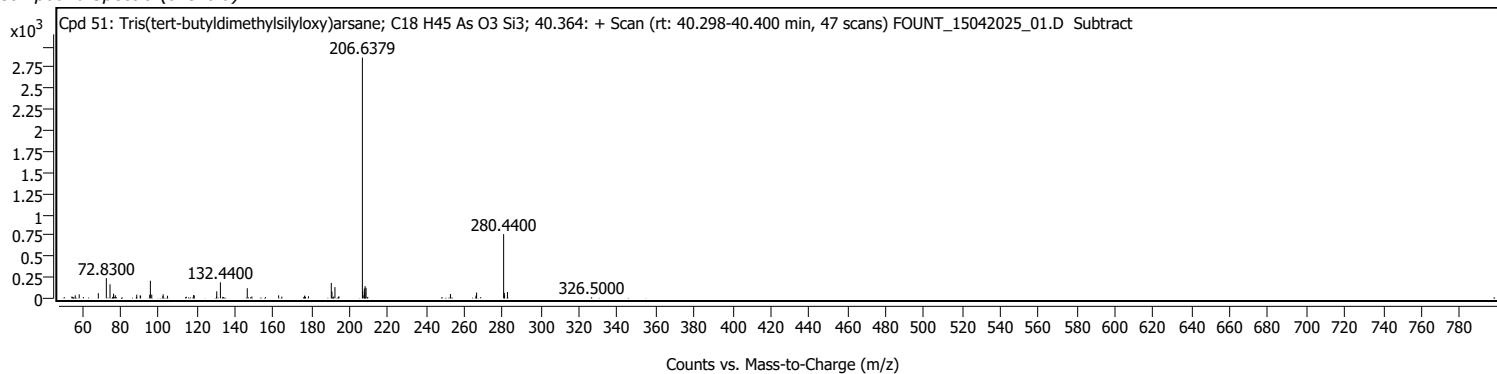
Compound ID Table

Name	Formula	ID Source	RT	CAS	Score
Tris(tert-butyl)dimethylsilyloxy)arsane	C18H45AsO3Si3	LibSearch	40.364	1000366-57-5	56.84
Arsenous acid, tris(trimethylsilyl) ester	C9H27AsO3Si3	LibSearch	40.364	55429-29-3	55.22
Cyclotrisiloxane, hexamethyl-	C6H18O3Si3	LibSearch	40.364	541-05-9	41.70

Structure



Compound Spectra (overlaid)



Tris(tert-butyl)dimethylsilyloxy)arsane

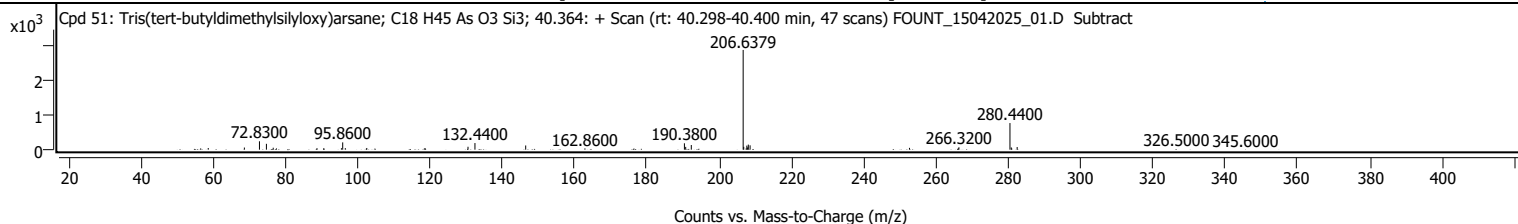
m/z (prec.)	Species	CE	Score (Lib)	Score (Fwd)	Score (Rev)	Lib/DB
			56.84			NIST17.L

Library Match Details

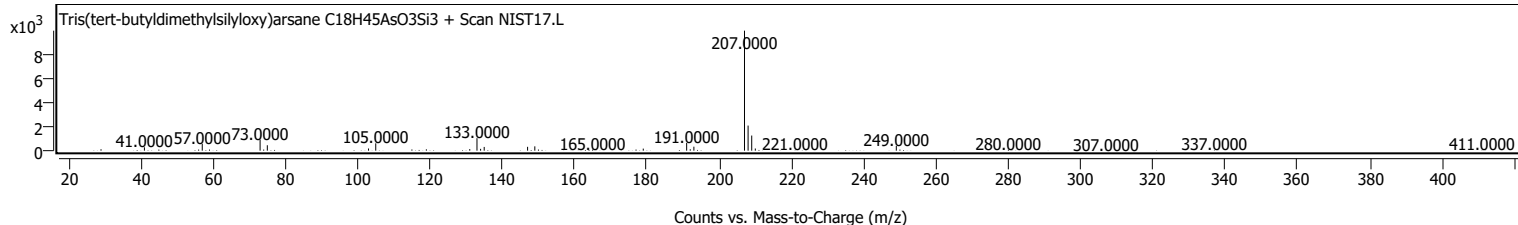
m/z (prec.)	Species	CE	Score (Lib)	Score (Fwd)	Score (Rev)	Lib/DB
			56.84			NIST17.L

Observed Spectrum

Compound Discovery Report



Library Spectrum



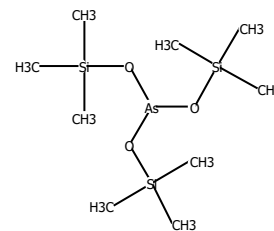
Cpd. 52: Arsenous acid, tris(trimethylsilyl) ester

Name	Formula	RT	CAS	ID Source	Score	Algorithm	Lib/DB
Arsenous acid, tris(trimethylsilyl) ester	C9 H27 As O3 Si3	40.540	55429-29-3	LibSearch	52.44	Integrate	NIST17.L

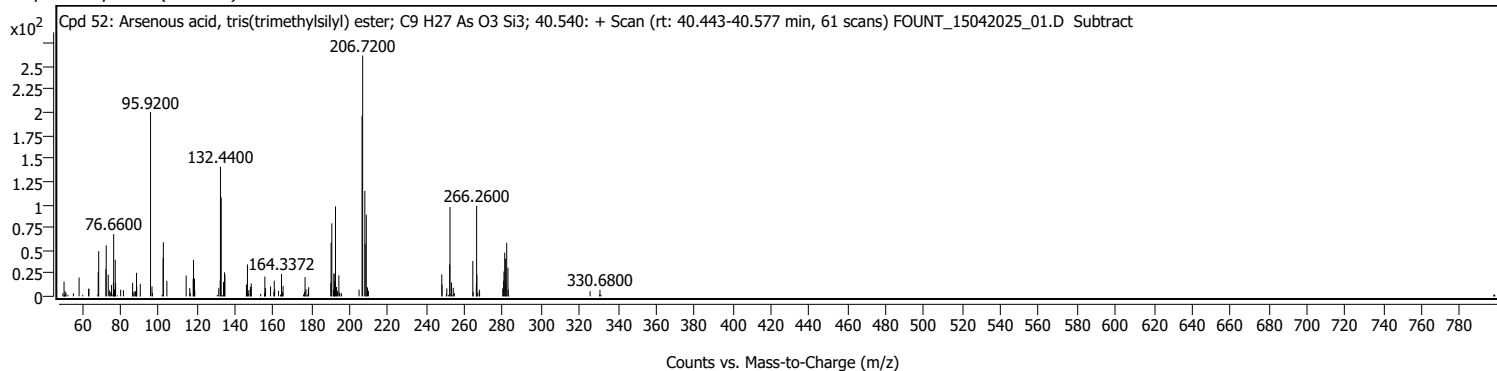
Compound ID Table

Name	Formula	ID Source	RT	CAS	Score
Arsenous acid, tris(trimethylsilyl) ester	C9H27AsO3Si3	LibSearch	40.540	55429-29-3	52.44
Tris(tert-butyl dimethylsilyloxy)arsane	C18H45AsO3Si3	LibSearch	40.540	1000366-57-5	51.94
Caprolactone oxime, (NB)-O-[(diethylboryloxy)(ethyl)boryl]-	C12H25B2NO2	LibSearch	40.540	1000161-37-6	47.89

Structure



Compound Spectra (overlaid)



Arsenous acid, tris(trimethylsilyl) ester

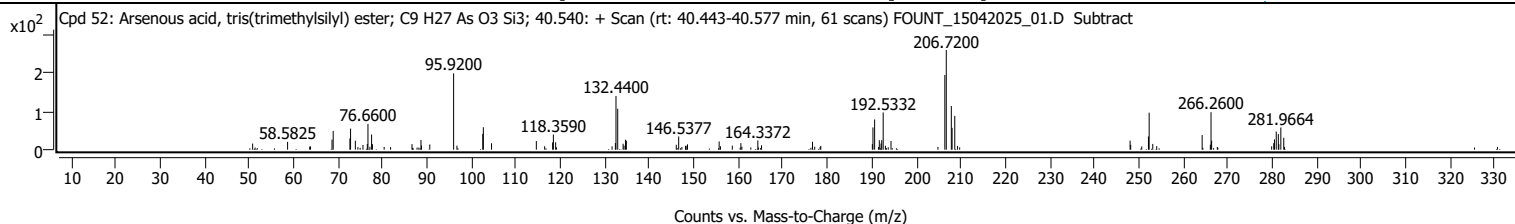
m/z (prec.)	Species	CE	Score (Lib)	Score (Fwd)	Score (Rev)	Lib/DB
			52.44			NIST17.L

Library Match Details

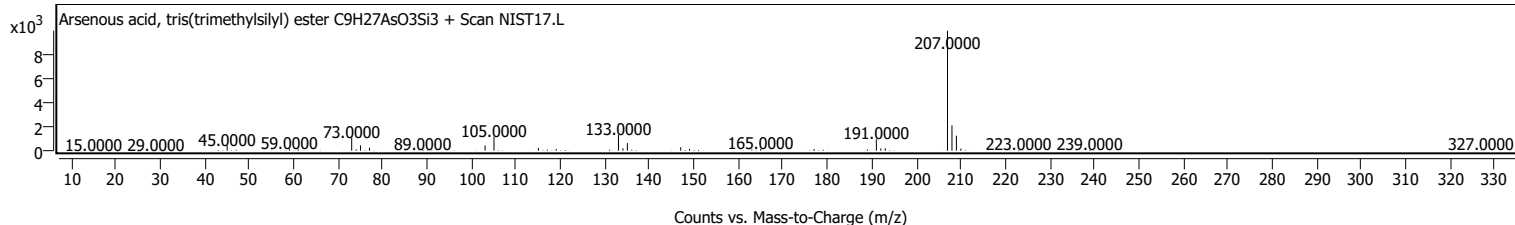
m/z (prec.)	Species	CE	Score (Lib)	Score (Fwd)	Score (Rev)	Lib/DB
			52.44			NIST17.L

Observed Spectrum

Compound Discovery Report



Library Spectrum



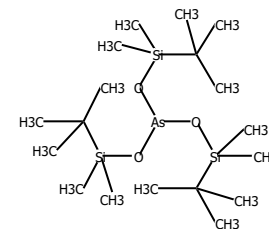
Cpd. 53: Tris(tert-butylidimethylsilyloxy)arsane

Name	Formula	RT	CAS	ID Source	Score	Algorithm	Lib/DB
Tris(tert-butylidimethylsilyloxy)arsane	C18 H45 As O3 Si3	40.765	1000366-57-5	LibSearch	48.06	Integrate	NIST17.L

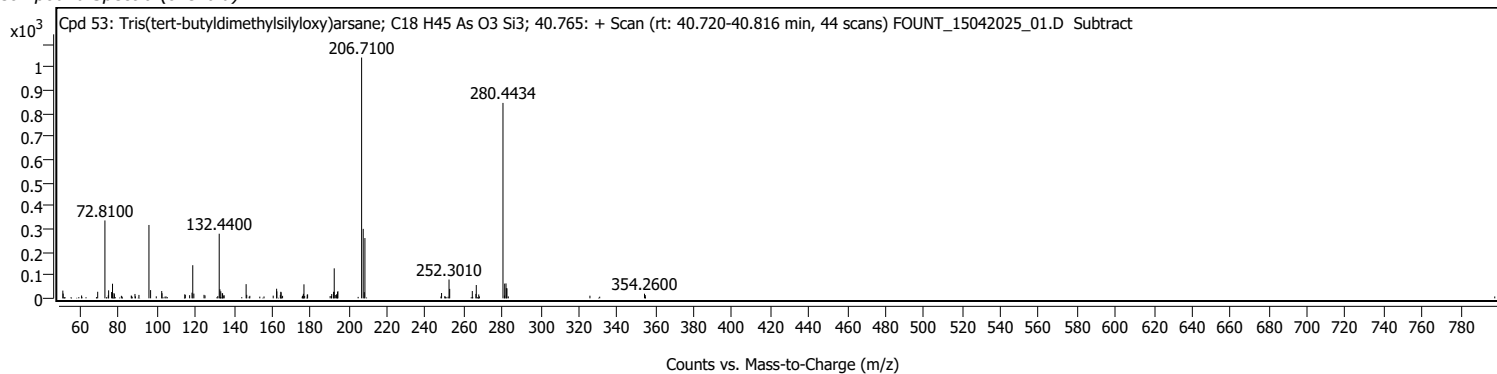
Compound ID Table

Name	Formula	ID Source	RT	CAS	Score
Tris(tert-butylidimethylsilyloxy)arsane	C18H45AsO3Si3	LibSearch	40.765	1000366-57-5	48.06
N,N-Dimethyl-4-nitroso-3-(trimethylsilyl)aniline	C11H18N2OSi	LibSearch	40.765	17993-84-9	46.51
Arsenous acid, tris(trimethylsilyl) ester	C9H27AsO3Si3	LibSearch	40.765	55429-29-3	46.50

Structure



Compound Spectra (overlaid)



Tris(tert-butylidimethylsilyloxy)arsane

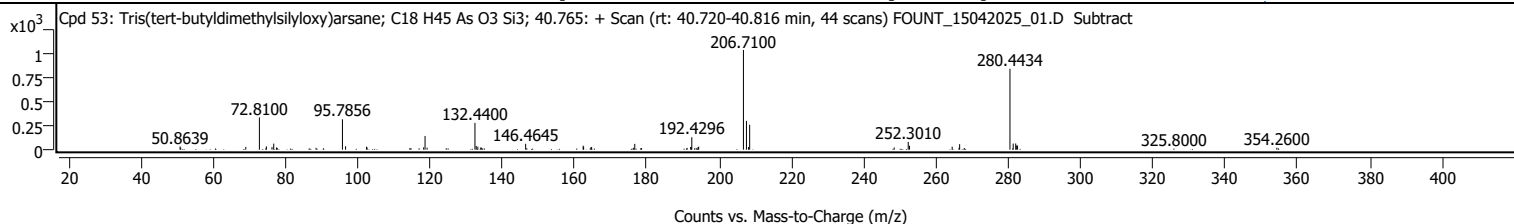
m/z (prec.)	Species	CE	Score (Lib)	Score (Fwd)	Score (Rev)	Lib/DB
			48.06			NIST17.L

Library Match Details

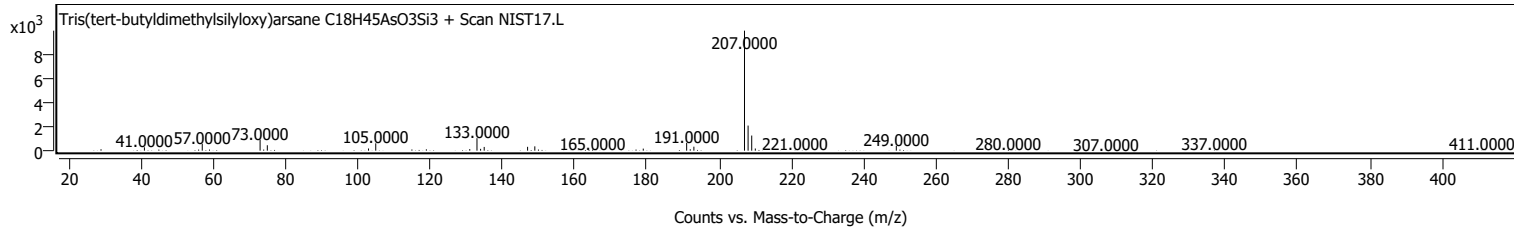
m/z (prec.)	Species	CE	Score (Lib)	Score (Fwd)	Score (Rev)	Lib/DB
			48.06			NIST17.L

Observed Spectrum

Compound Discovery Report



Library Spectrum



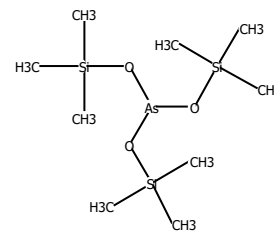
Cpd. 54: Arsenous acid, tris(trimethylsilyl) ester

Name	Formula	RT	CAS	ID Source	Score	Algorithm	Lib/DB
Arsenous acid, tris(trimethylsilyl) ester	C9 H27 As O3 Si3	41.088	55429-29-3	LibSearch	56.33	Integrate	NIST17.L

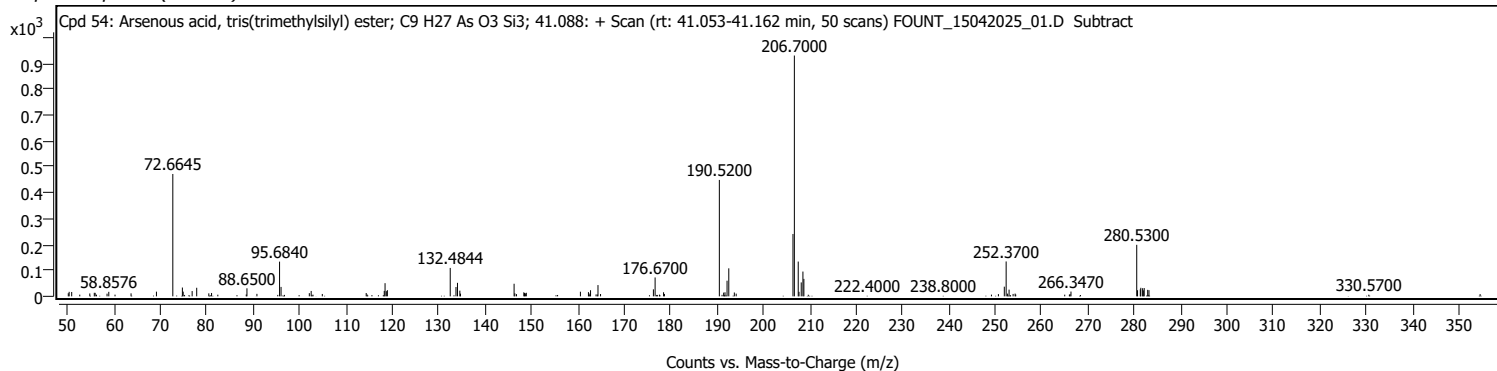
Compound ID Table

Name	Formula	ID Source	RT	CAS	Score
Arsenous acid, tris(trimethylsilyl) ester	C9H27AsO3Si3	LibSearch	41.088	55429-29-3	56.33
Tris(tert-butyl dimethylsilyloxy)arsane	C18H45AsO3Si3	LibSearch	41.088	1000366-57-5	55.03
Caprolactone oxime, (NB)-O-[(diethylboryloxy)(ethyl)boryl]-	C12H25B2NO2	LibSearch	41.088	1000161-37-6	49.00

Structure



Compound Spectra (overlaid)



Arsenous acid, tris(trimethylsilyl) ester

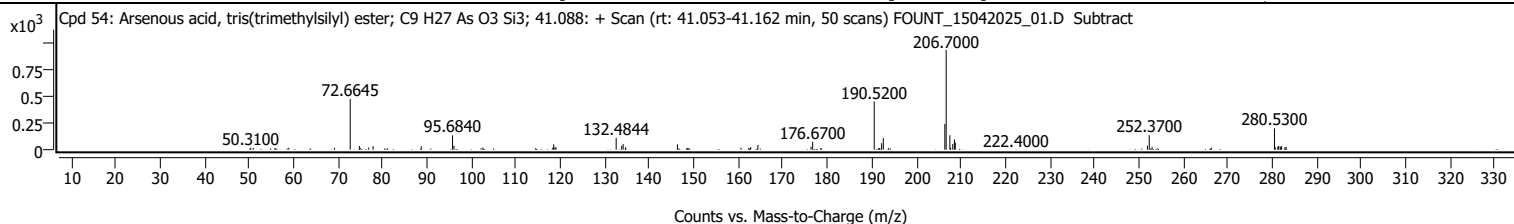
m/z (prec.)	Species	CE	Score (Lib)	Score (Fwd)	Score (Rev)	Lib/DB
			56.33			NIST17.L

Library Match Details

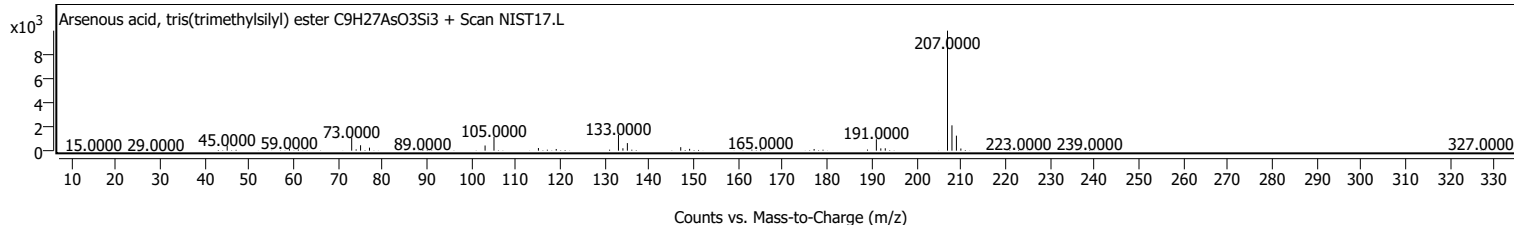
m/z (prec.)	Species	CE	Score (Lib)	Score (Fwd)	Score (Rev)	Lib/DB
			56.33			NIST17.L

Observed Spectrum

Compound Discovery Report



Library Spectrum



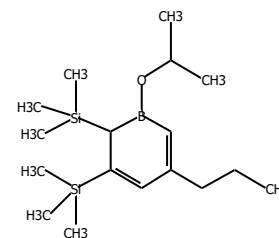
Cpd. 55: 1-Isopropoxy-5-propyl-2,3-bis-trimethylsilyl-1,2-dihydroborinine

Name	Formula	RT	CAS	ID Source	Score	Algorithm	Lib/DB
1-Isopropoxy-5-propyl-2,3-bis-trimethylsilyl-1,2-dihydroborinine	C17 H35 B O Si2	41.234	1000306-53-9	LibSearch	39.74	Integrate	NIST17.L

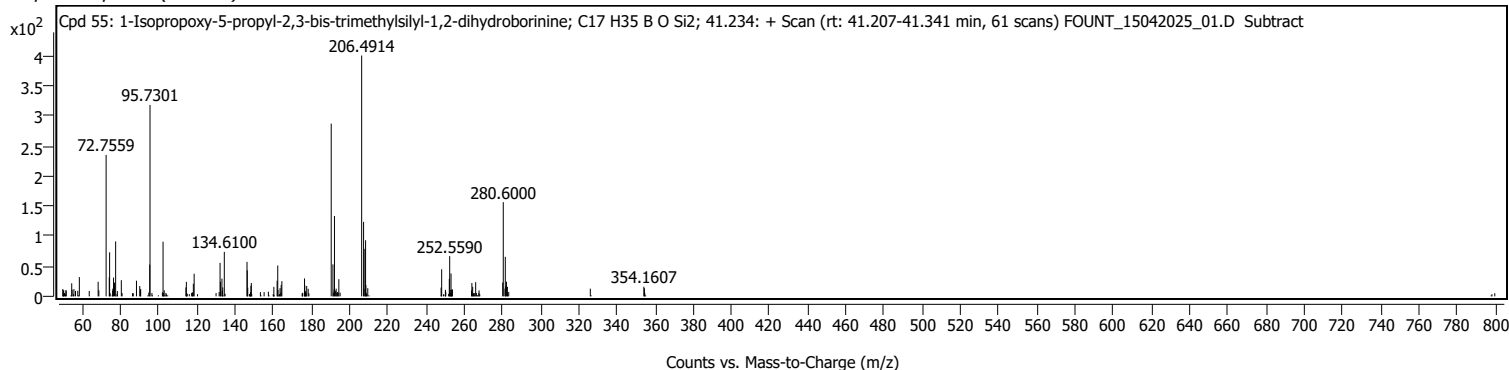
Compound ID Table

Name	Formula	ID Source	RT	CAS	Score
1-Isopropoxy-5-propyl-2,3-bis-trimethylsilyl-1,2-dihydroborinine	C17H35BOSi2	LibSearch	41.234	1000306-53-9	39.74
3-(4-Hydroxyphenyl)-1-propanol, 2TMS derivative	C15H28O2Si2	LibSearch	41.234	1000079-07-4	38.38
Cobalt, bis(ethene)-eta.-5-(ethyltetramethylcyclopentadienyl)-	C15H25Co	LibSearch	41.234	1000163-93-4	34.97

Structure



Compound Spectra (overlaid)



1-Isopropoxy-5-propyl-2,3-bis-trimethylsilyl-1,2-dihydroborinine

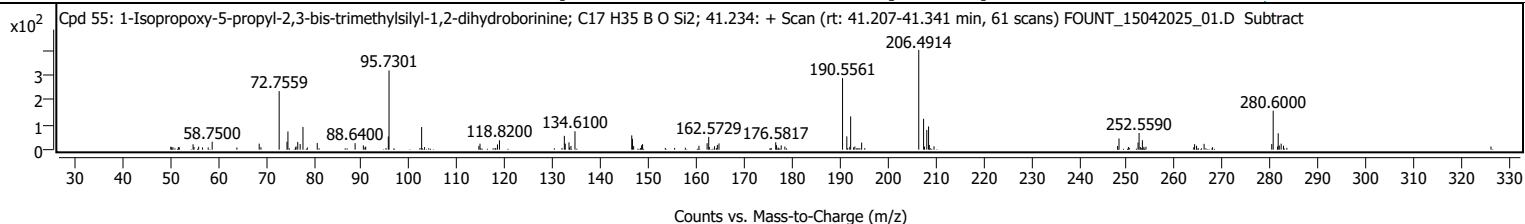
m/z (prec.)	Species	CE	Score (Lib)	Score (Fwd)	Score (Rev)	Lib/DB
			39.74			NIST17.L

Library Match Details

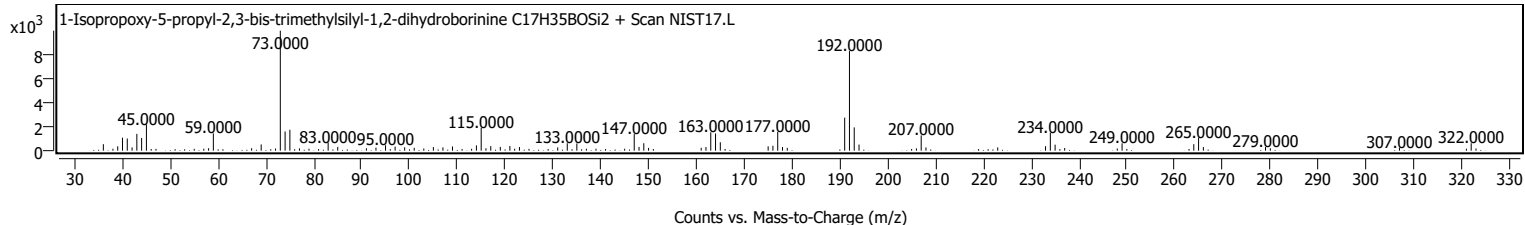
m/z (prec.)	Species	CE	Score (Lib)	Score (Fwd)	Score (Rev)	Lib/DB
			39.74			NIST17.L

Observed Spectrum

Compound Discovery Report



Library Spectrum



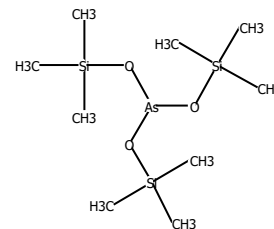
Cpd. 56: Arsenous acid, tris(trimethylsilyl) ester

Name	Formula	RT	CAS	ID Source	Score	Algorithm	Lib/DB
Arsenous acid, tris(trimethylsilyl) ester	C ₉ H ₂₇ As O ₃ Si ₃	41.412	55429-29-3	LibSearch	52.82	Integrate	NIST17.L

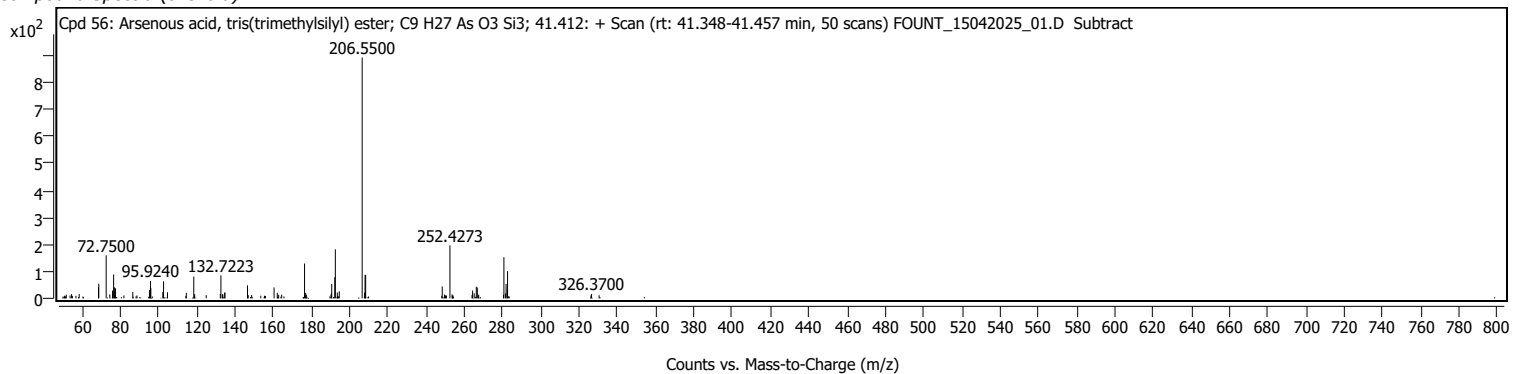
Compound ID Table

Name	Formula	ID Source	RT	CAS	Score
Arsenous acid, tris(trimethylsilyl) ester	C ₉ H ₂₇ AsO ₃ Si ₃	LibSearch	41.412	55429-29-3	52.82
Tris(tert-butyl)dimethylsilyloxy)arsane	C ₁₈ H ₄₅ AsO ₃ Si ₃	LibSearch	41.412	1000366-57-5	52.35
Cyclotrisiloxane, hexamethyl-	C ₆ H ₁₈ O ₃ Si ₃	LibSearch	41.412	541-05-9	36.38

Structure



Compound Spectra (overlaid)



Arsenous acid, tris(trimethylsilyl) ester

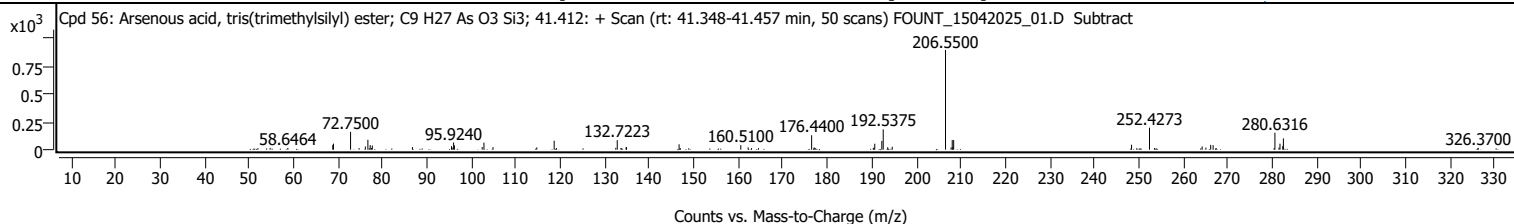
m/z (prec.)	Species	CE	Score (Lib)	Score (Fwd)	Score (Rev)	Lib/DB
			52.82			NIST17.L

Library Match Details

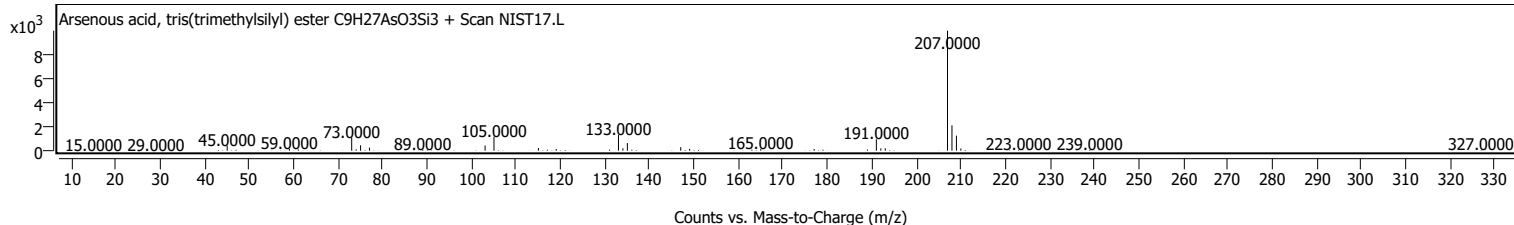
m/z (prec.)	Species	CE	Score (Lib)	Score (Fwd)	Score (Rev)	Lib/DB
			52.82			NIST17.L

Observed Spectrum

Compound Discovery Report



Library Spectrum



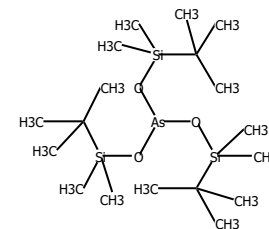
Cpd. 57: Tris(tert-butyl)dimethylsilyloxy)arsane

Name	Formula	RT	CAS	ID Source	Score	Algorithm	Lib/DB
Tris(tert-butyl)dimethylsilyloxy)arsane	C18 H45 As O3 Si3	42.511	1000366-57-5	LibSearch	61.34	Integrate	NIST17.L

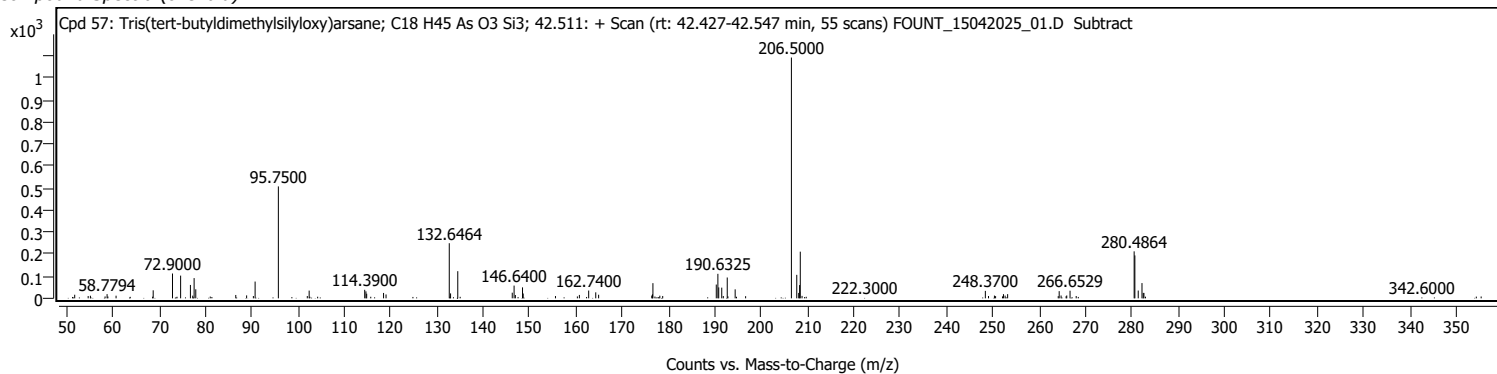
Compound ID Table

Name	Formula	ID Source	RT	CAS	Score
Tris(tert-butyl)dimethylsilyloxy)arsane	C18H45AsO3Si3	LibSearch	42.511	1000366-57-5	61.34
Arsenous acid, tris(trimethylsilyl) ester	C9H27AsO3Si3	LibSearch	42.511	55429-29-3	56.78
N,N-Dimethyl-4-nitroso-3-(trimethylsilyl)aniline	C11H18N2OSi	LibSearch	42.511	17993-84-9	52.47

Structure



Compound Spectra (overlaid)



Tris(tert-butyl)dimethylsilyloxy)arsane

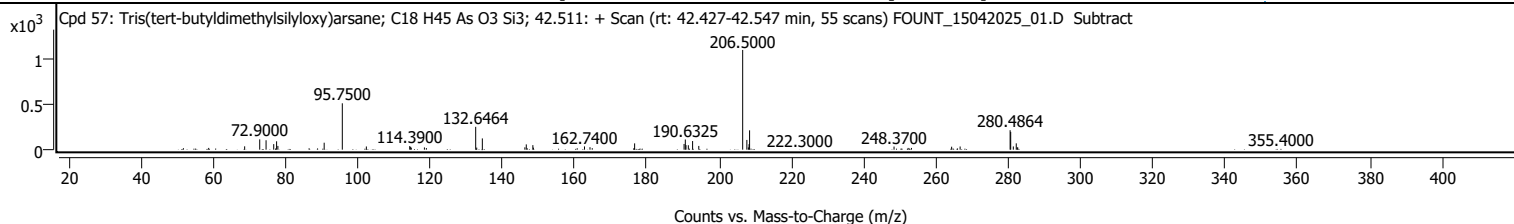
m/z (prec.)	Species	CE	Score (Lib)	Score (Fwd)	Score (Rev)	Lib/DB
			61.34			NIST17.L

Library Match Details

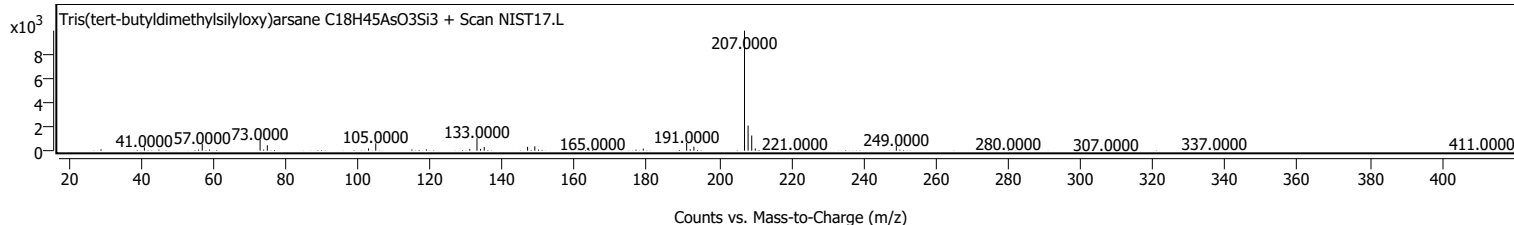
m/z (prec.)	Species	CE	Score (Lib)	Score (Fwd)	Score (Rev)	Lib/DB
			61.34			NIST17.L

Observed Spectrum

Compound Discovery Report



Library Spectrum



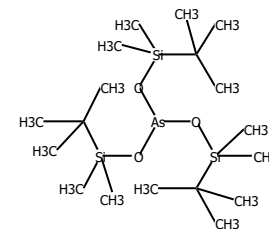
Cpd. 58: Tris(tert-butyltrimethylsilyloxy)arsane

Name	Formula	RT	CAS	ID Source	Score	Algorithm	Lib/DB
Tris(tert-butyltrimethylsilyloxy)arsane	C18 H45 As O3 Si3	42.858	1000366-57-5	LibSearch	49.20	Integrate	NIST17.L

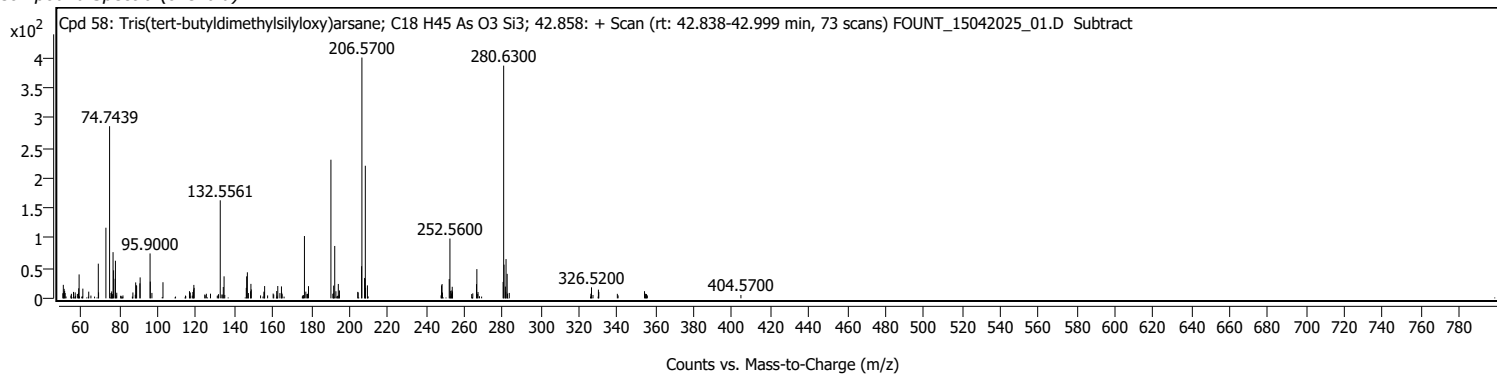
Compound ID Table

Name	Formula	ID Source	RT	CAS	Score
Tris(tert-butyltrimethylsilyloxy)arsane	C18H45AsO3Si3	LibSearch	42.858	1000366-57-5	49.20
Arsenous acid, tris(trimethylsilyl) ester	C9H27AsO3Si3	LibSearch	42.858	55429-29-3	48.88
4-Pyridinol-3,5-dichloro-2,6-dimethyl-1-oxide	C7H7Cl2NO2	LibSearch	42.858	1000252-90-7	35.04

Structure



Compound Spectra (overlaid)



Tris(tert-butyltrimethylsilyloxy)arsane

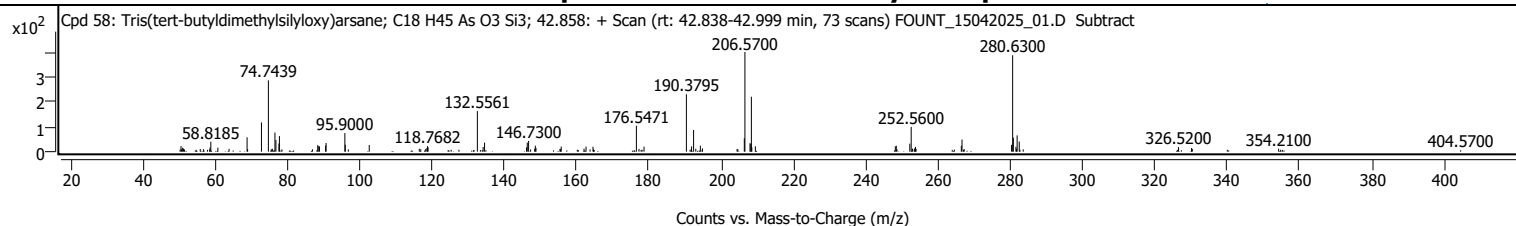
m/z (prec.)	Species	CE	Score (Lib)	Score (Fwd)	Score (Rev)	Lib/DB
			49.20			NIST17.L

Library Match Details

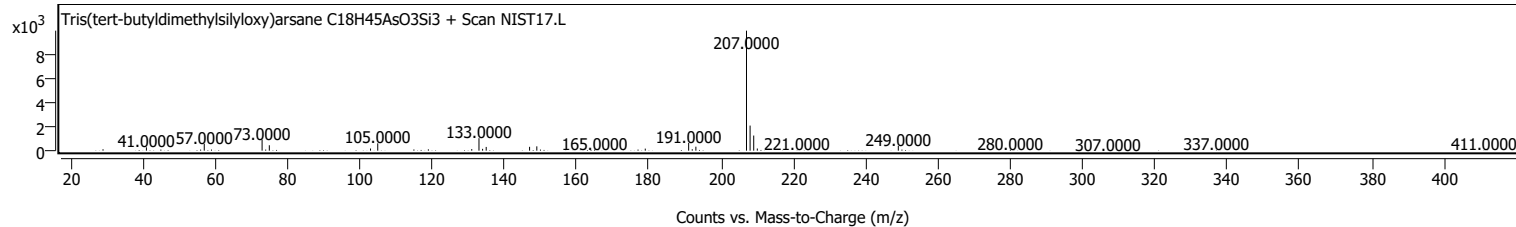
m/z (prec.)	Species	CE	Score (Lib)	Score (Fwd)	Score (Rev)	Lib/DB
			49.20			NIST17.L

Observed Spectrum

Compound Discovery Report



Library Spectrum



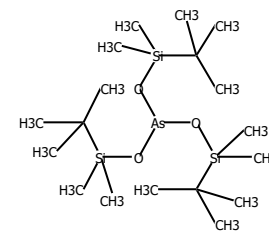
Cpd. 59: Tris(tert-butyl dimethylsilyloxy)arsane

Name	Formula	RT	CAS	ID Source	Score	Algorithm	Lib/DB
Tris(tert-butyl dimethylsilyloxy)arsane	C18H45AsO3Si3	43.069	1000366-57-5	LibSearch	50.97	Integrate	NIST17.L

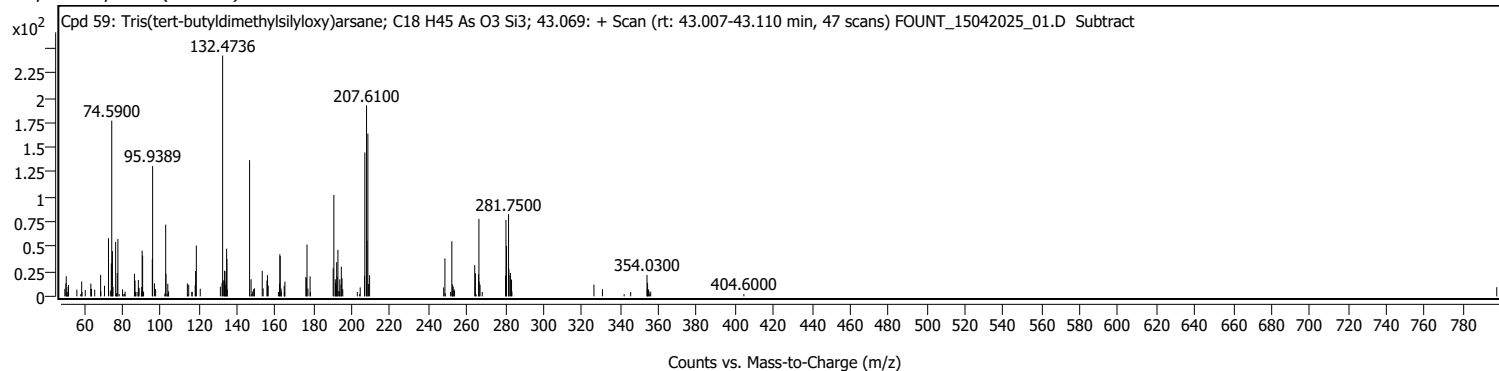
Compound ID Table

Name	Formula	ID Source	RT	CAS	Score
Tris(tert-butyl dimethylsilyloxy)arsane	C18H45AsO3Si3	LibSearch	43.069	1000366-57-5	50.97
N,N-Dimethyl-4-nitroso-3-(trimethylsilyl)aniline	C11H18N2OSi	LibSearch	43.069	17993-84-9	43.55
Caprolactone oxime, (NB)-O-[(diethylboryloxy)(ethyl)boryl]-	C12H25B2NO2	LibSearch	43.069	1000161-37-6	41.19

Structure



Compound Spectra (overlaid)



Tris(tert-butyl dimethylsilyloxy)arsane

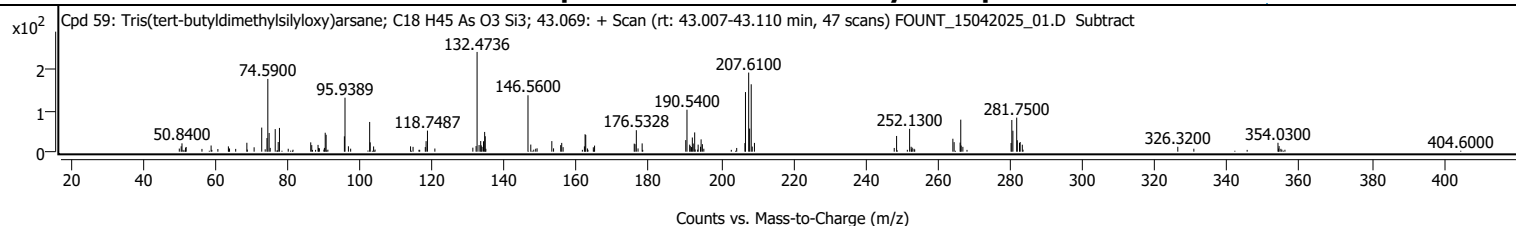
m/z (prec.)	Species	CE	Score (Lib)	Score (Fwd)	Score (Rev)	Lib/DB
			50.97			NIST17.L

Library Match Details

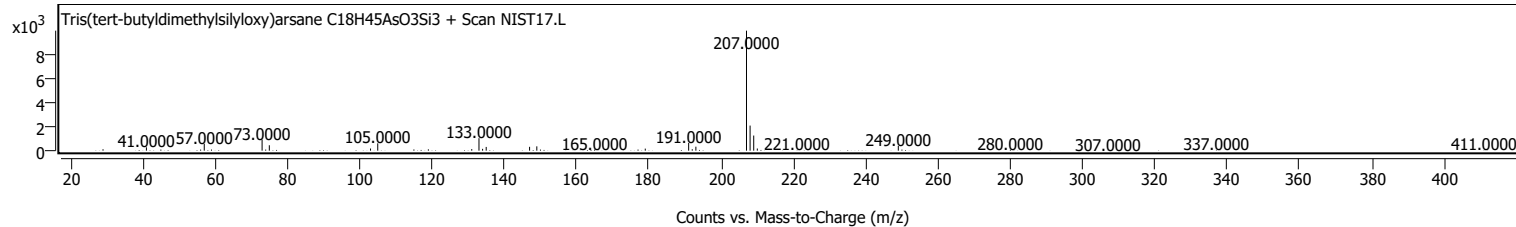
m/z (prec.)	Species	CE	Score (Lib)	Score (Fwd)	Score (Rev)	Lib/DB
			50.97			NIST17.L

Observed Spectrum

Compound Discovery Report



Library Spectrum



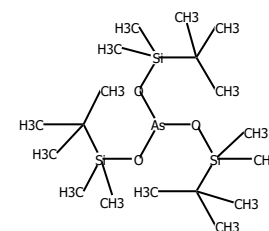
Cpd. 60: Tris(tert-butyl dimethylsilyloxy)arsane

Name	Formula	RT	CAS	ID Source	Score	Algorithm	Lib/DB
Tris(tert-butyl dimethylsilyloxy)arsane	C18H45AsO3Si3	43.309	1000366-57-5	LibSearch	54.11	Integrate	NIST17.L

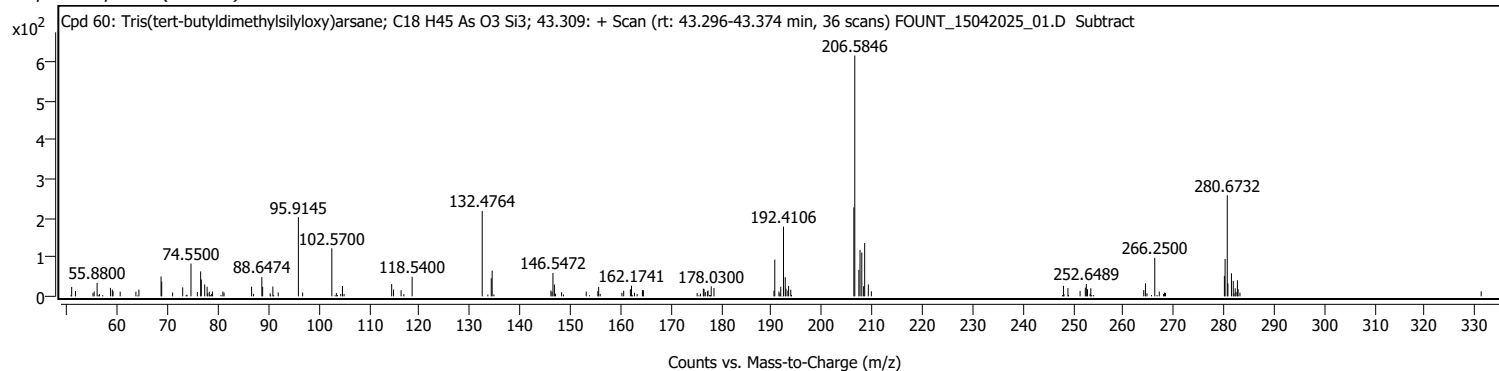
Compound ID Table

Name	Formula	ID Source	RT	CAS	Score
Tris(tert-butyl dimethylsilyloxy)arsane	C18H45AsO3Si3	LibSearch	43.309	1000366-57-5	54.11
Arsenous acid, tris(trimethylsilyl) ester	C9H27AsO3Si3	LibSearch	43.309	55429-29-3	51.29
Caprolactone oxime, (NB)-O-[(diethylboryloxy)(ethyl)boryl]-	C12H25B2NO2	LibSearch	43.309	1000161-37-6	47.86

Structure



Compound Spectra (overlaid)



Tris(tert-butyl dimethylsilyloxy)arsane

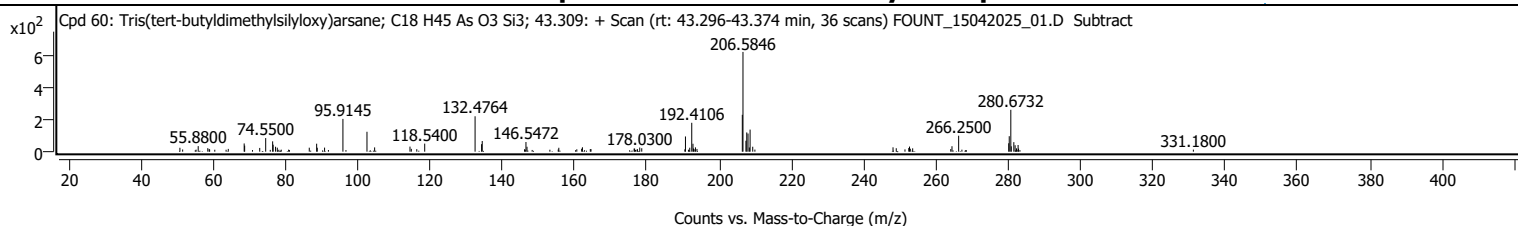
m/z (prec.)	Species	CE	Score (Lib)	Score (Fwd)	Score (Rev)	Lib/DB
			54.11			NIST17.L

Library Match Details

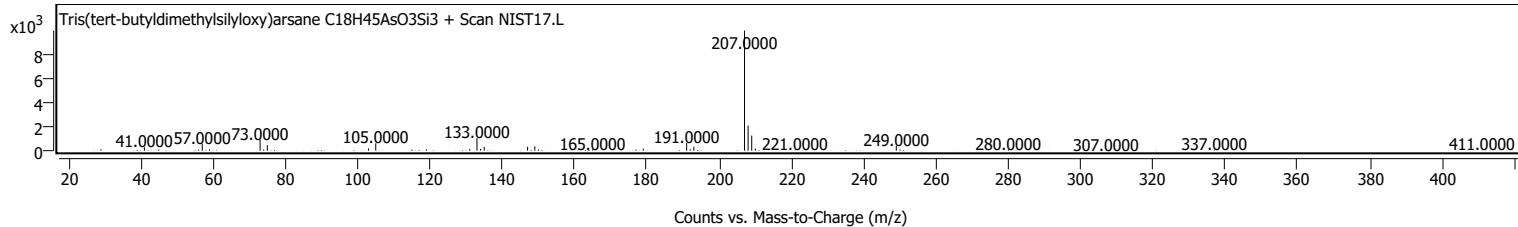
m/z (prec.)	Species	CE	Score (Lib)	Score (Fwd)	Score (Rev)	Lib/DB
			54.11			NIST17.L

Observed Spectrum

Compound Discovery Report



Library Spectrum



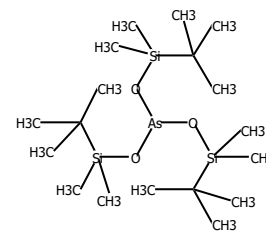
Cpd. 61: Tris(tert-butyl dimethylsilyloxy)arsane

Name	Formula	RT	CAS	ID Source	Score	Algorithm	Lib/DB
Tris(tert-butyl dimethylsilyloxy)arsane	C18 H45 As O3 Si3	43.453	1000366-57-5	LibSearch	55.40	Integrate	NIST17.L

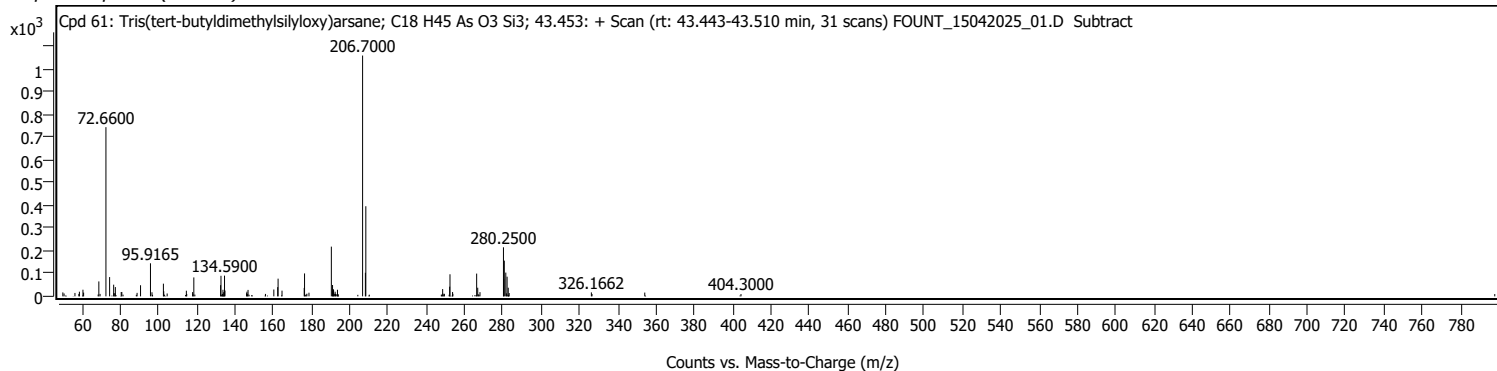
Compound ID Table

Name	Formula	ID Source	RT	CAS	Score
Tris(tert-butyl dimethylsilyloxy)arsane	C18H45AsO3Si3	LibSearch	43.453	1000366-57-5	55.40
Arsenous acid, tris(trimethylsilyl) ester	C9H27AsO3Si3	LibSearch	43.453	55429-29-3	53.99
4,4'-bi-4H-pyran, 2,2',6,6'-tetrakis(1,1-dimethylethyl)-4,4'-dimethyl-	C28H46O2	LibSearch	43.453	1000399-10-0	47.18

Structure



Compound Spectra (overlaid)



Tris(tert-butyl dimethylsilyloxy)arsane

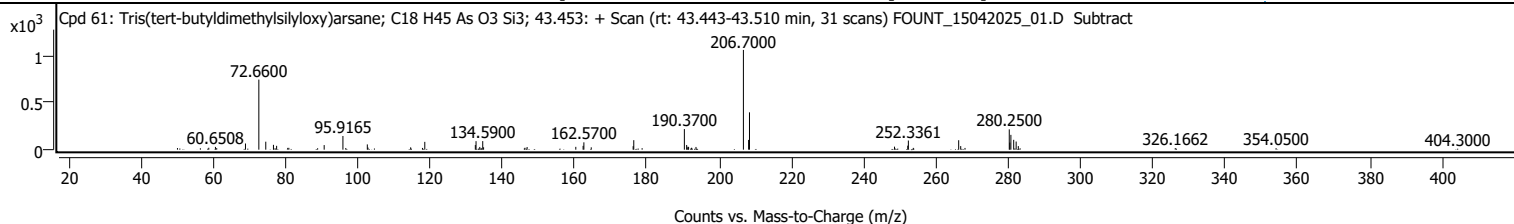
m/z (prec.)	Species	CE	Score (Lib)	Score (Fwd)	Score (Rev)	Lib/DB
			55.40			NIST17.L

Library Match Details

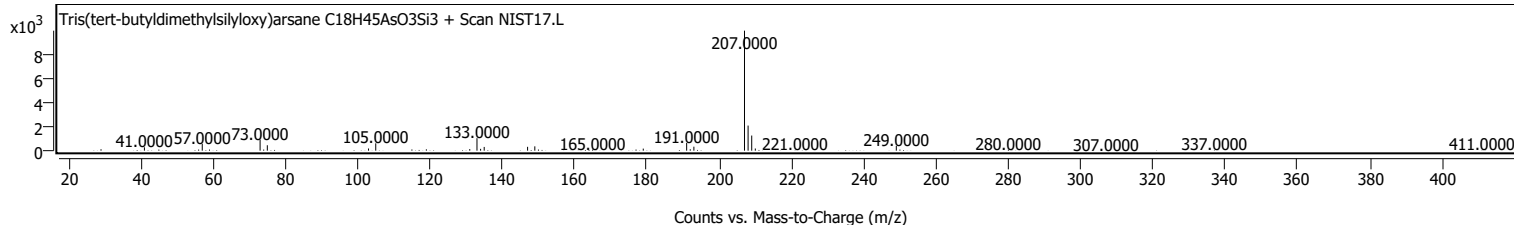
m/z (prec.)	Species	CE	Score (Lib)	Score (Fwd)	Score (Rev)	Lib/DB
			55.40			NIST17.L

Observed Spectrum

Compound Discovery Report



Library Spectrum



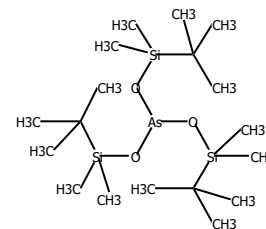
Cpd. 62: Tris(tert-butyl dimethylsilyloxy)arsane

Name	Formula	RT	CAS	ID Source	Score	Algorithm	Lib/DB
Tris(tert-butyl dimethylsilyloxy)arsane	C18H45AsO3Si3	43.815	1000366-57-5	LibSearch	53.86	Integrate	NIST17.L

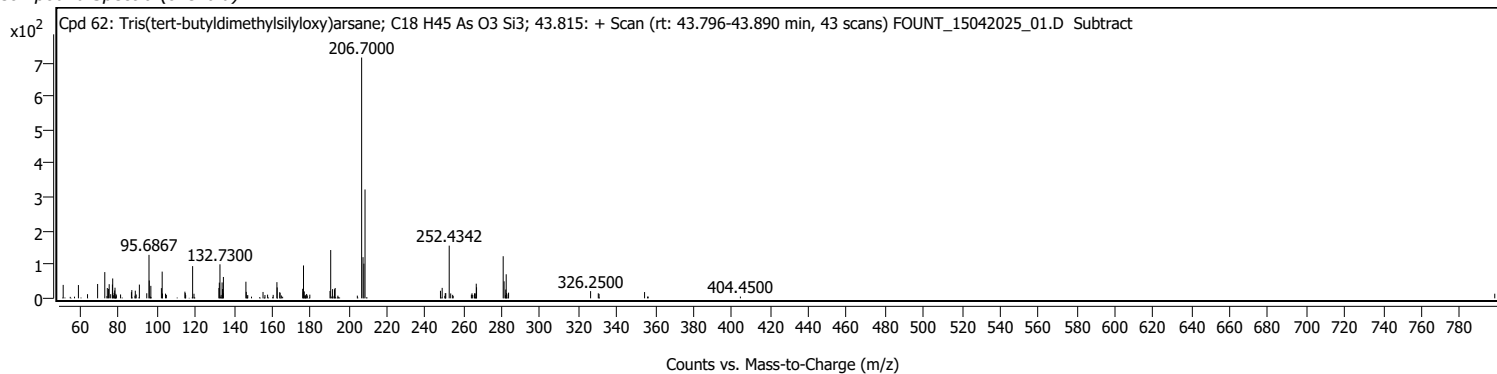
Compound ID Table

Name	Formula	ID Source	RT	CAS	Score
Tris(tert-butyl dimethylsilyloxy)arsane	C18H45AsO3Si3	LibSearch	43.815	1000366-57-5	53.86
Arsenous acid, tris(trimethylsilyl) ester	C9H27AsO3Si3	LibSearch	43.815	55429-29-3	53.32
N,N-Dimethyl-4-nitroso-3-(trimethylsilyl)aniline	C11H18N2OSi	LibSearch	43.815	17993-84-9	50.30

Structure



Compound Spectra (overlaid)



Tris(tert-butyl dimethylsilyloxy)arsane

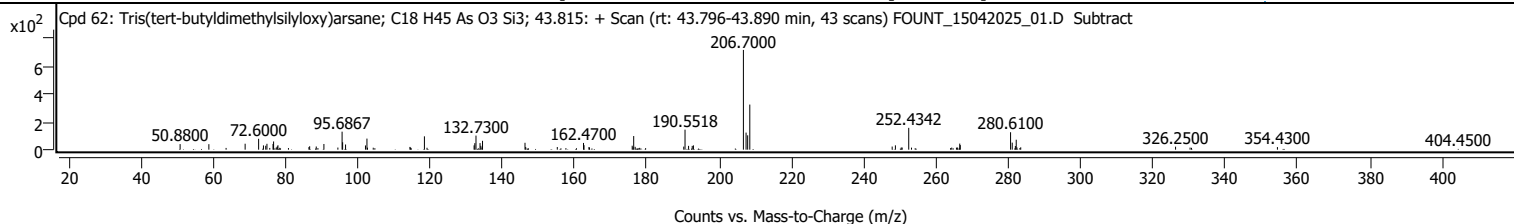
m/z (prec.)	Species	CE	Score (Lib)	Score (Fwd)	Score (Rev)	Lib/DB
			53.86			NIST17.L

Library Match Details

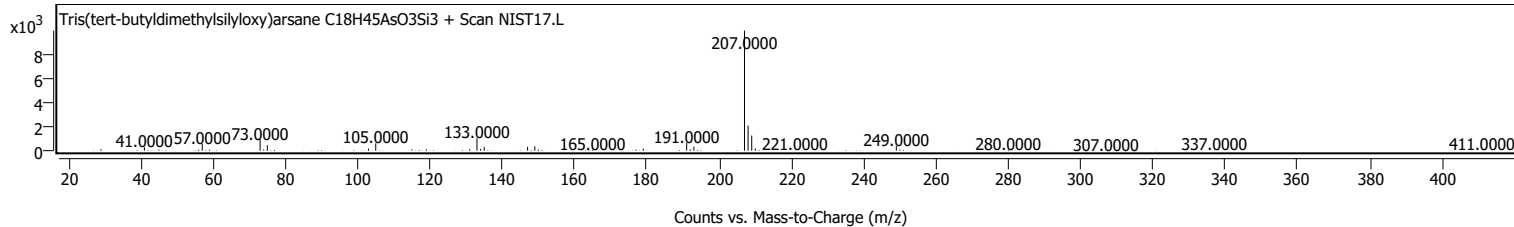
m/z (prec.)	Species	CE	Score (Lib)	Score (Fwd)	Score (Rev)	Lib/DB
			53.86			NIST17.L

Observed Spectrum

Compound Discovery Report



Library Spectrum



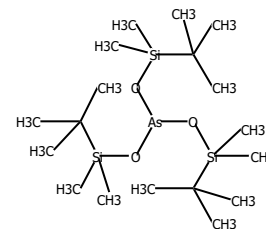
Cpd. 63: Tris(tert-butyl dimethylsilyloxy)arsane

Name	Formula	RT	CAS	ID Source	Score	Algorithm	Lib/DB
Tris(tert-butyl dimethylsilyloxy)arsane	C18H45AsO3Si3	43.997	1000366-57-5	LibSearch	51.32	Integrate	NIST17.L

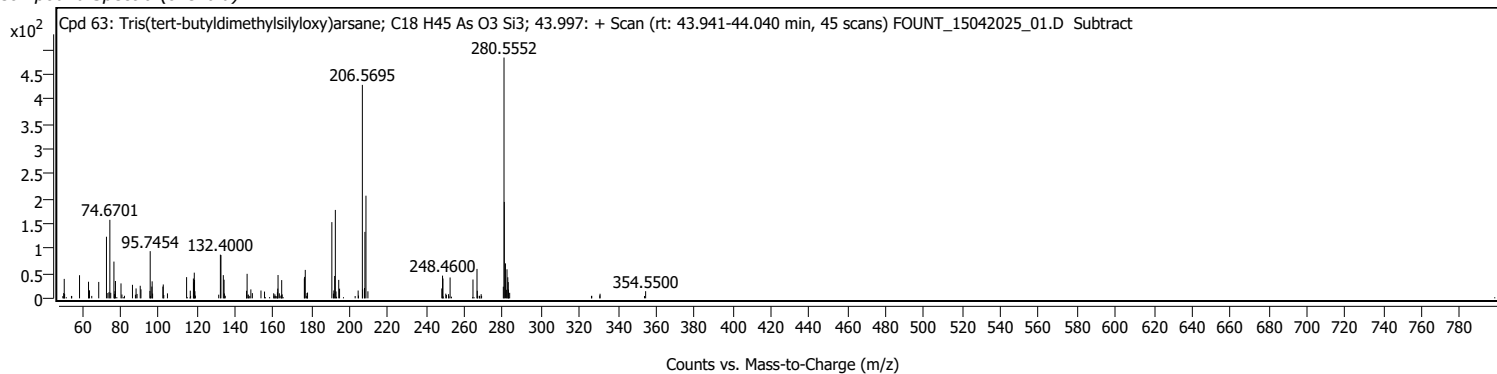
Compound ID Table

Name	Formula	ID Source	RT	CAS	Score
Tris(tert-butyl dimethylsilyloxy)arsane	C18H45AsO3Si3	LibSearch	43.997	1000366-57-5	51.32
Arsenous acid, tris(trimethylsilyl) ester	C9H27AsO3Si3	LibSearch	43.997	55429-29-3	49.34
Cyclotetrasiloxane, octamethyl-	C8H24O4Si4	LibSearch	43.997	556-67-2	40.97

Structure



Compound Spectra (overlaid)



Tris(tert-butyl dimethylsilyloxy)arsane

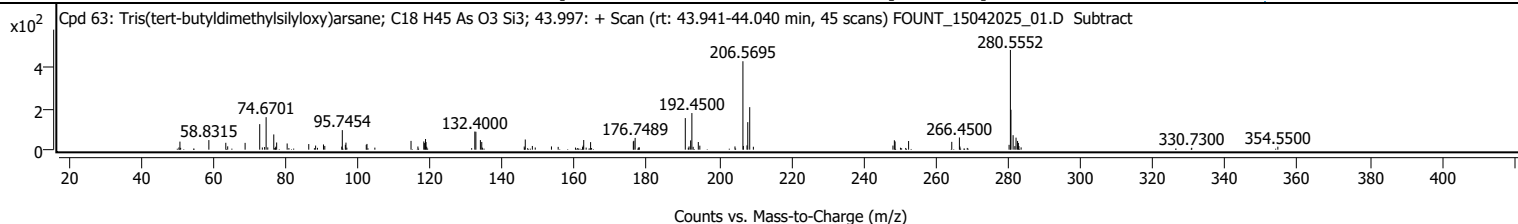
m/z (prec.)	Species	CE	Score (Lib)	Score (Fwd)	Score (Rev)	Lib/DB
			51.32			NIST17.L

Library Match Details

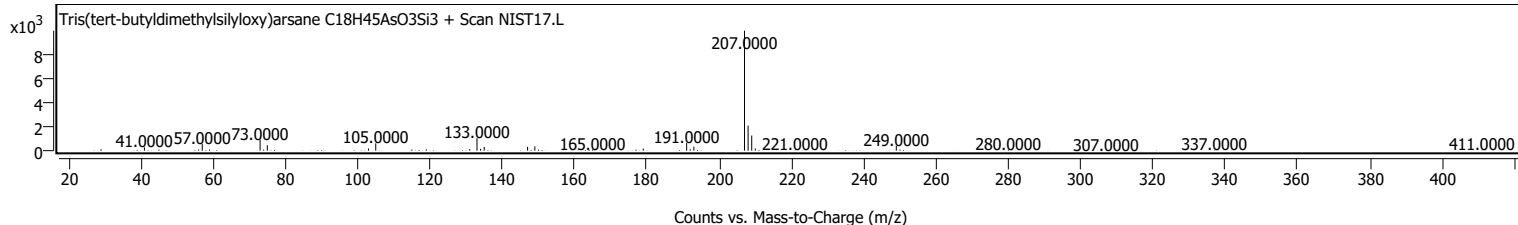
m/z (prec.)	Species	CE	Score (Lib)	Score (Fwd)	Score (Rev)	Lib/DB
			51.32			NIST17.L

Observed Spectrum

Compound Discovery Report



Library Spectrum



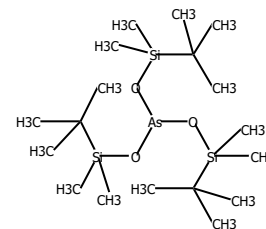
Cpd. 64: Tris(tert-butyltrimethylsilyloxy)arsane

Name	Formula	RT	CAS	ID Source	Score	Algorithm	Lib/DB
Tris(tert-butyltrimethylsilyloxy)arsane	C18H45AsO3Si3	44.071	1000366-57-5	LibSearch	54.63	Integrate	NIST17.L

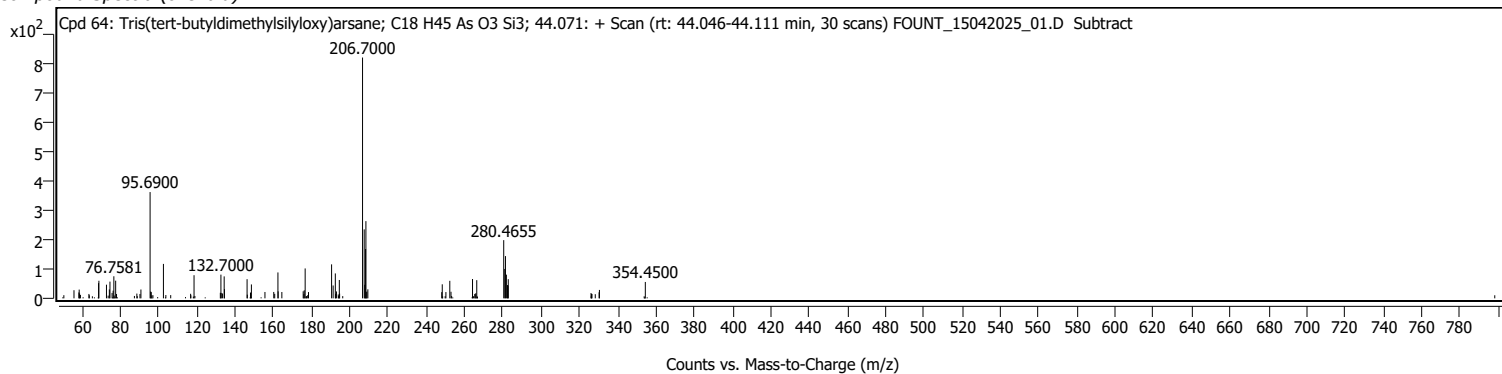
Compound ID Table

Name	Formula	ID Source	RT	CAS	Score
Tris(tert-butyltrimethylsilyloxy)arsane	C18H45AsO3Si3	LibSearch	44.071	1000366-57-5	54.63
Arsenous acid, tris(trimethylsilyl) ester	C9H27AsO3Si3	LibSearch	44.071	55429-29-3	54.53
N,N-Dimethyl-4-nitroso-3-(trimethylsilyl)aniline	C11H18N2OSi	LibSearch	44.071	17993-84-9	50.80

Structure



Compound Spectra (overlaid)



Tris(tert-butyltrimethylsilyloxy)arsane

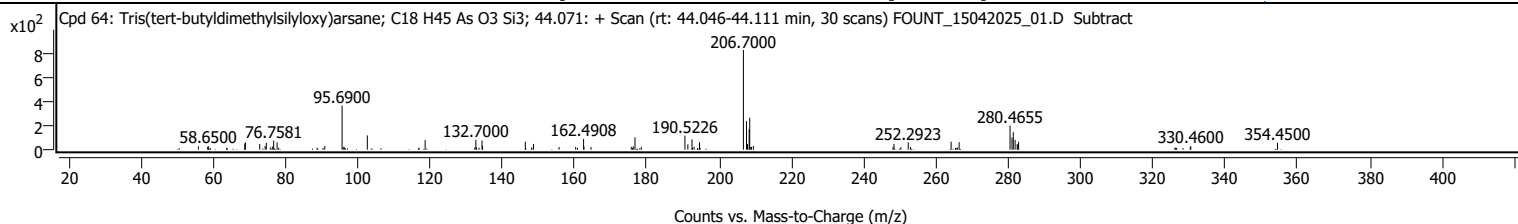
m/z (prec.)	Species	CE	Score (Lib)	Score (Fwd)	Score (Rev)	Lib/DB
			54.63			NIST17.L

Library Match Details

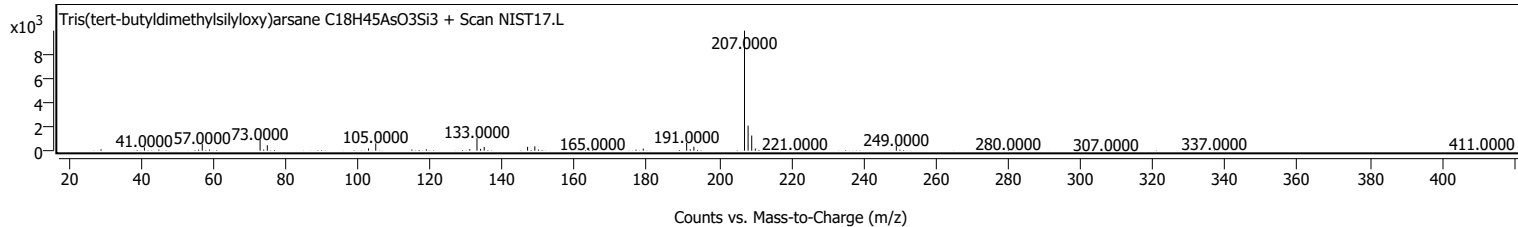
m/z (prec.)	Species	CE	Score (Lib)	Score (Fwd)	Score (Rev)	Lib/DB
			54.63			NIST17.L

Observed Spectrum

Compound Discovery Report



Library Spectrum



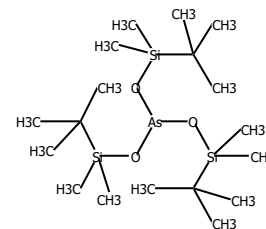
Cpd. 65: Tris(tert-butyl dimethylsilyloxy)arsane

Name	Formula	RT	CAS	ID Source	Score	Algorithm	Lib/DB
Tris(tert-butyl dimethylsilyloxy)arsane	C18H45AsO3Si3	44.266	1000366-57-5	LibSearch	56.02	Integrate	NIST17.L

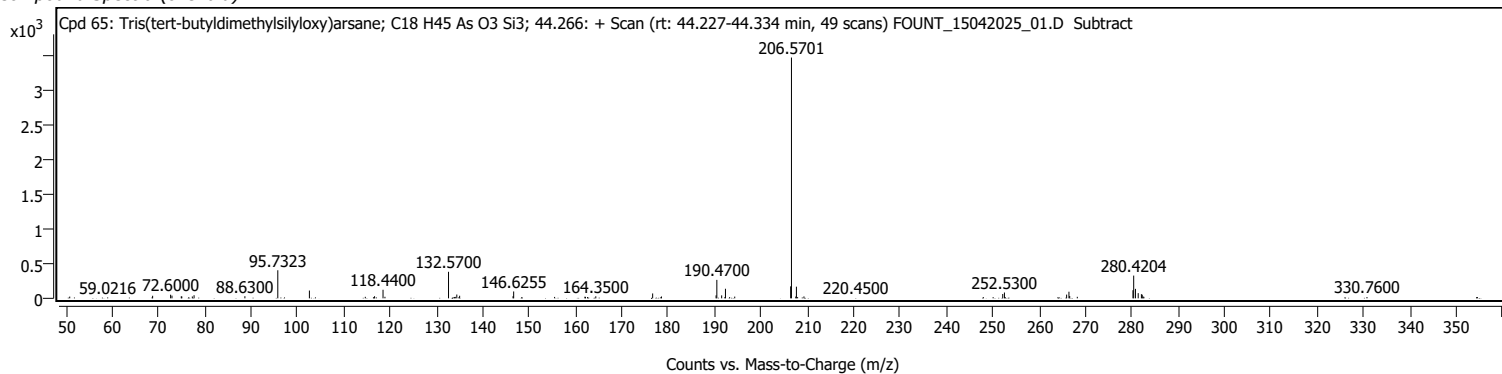
Compound ID Table

Name	Formula	ID Source	RT	CAS	Score
Tris(tert-butyl dimethylsilyloxy)arsane	C18H45AsO3Si3	LibSearch	44.266	1000366-57-5	56.02
Arsenous acid, tris(trimethylsilyl) ester	C9H27AsO3Si3	LibSearch	44.266	55429-29-3	54.20
N,N-Dimethyl-4-nitroso-3-(trimethylsilyl)aniline	C11H18N2OSi	LibSearch	44.266	17993-84-9	52.31

Structure



Compound Spectra (overlaid)



Tris(tert-butyl dimethylsilyloxy)arsane

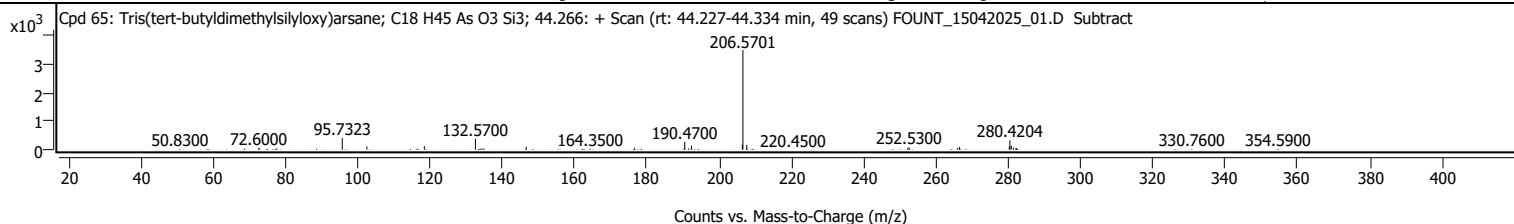
m/z (prec.)	Species	CE	Score (Lib)	Score (Fwd)	Score (Rev)	Lib/DB
			56.02			NIST17.L

Library Match Details

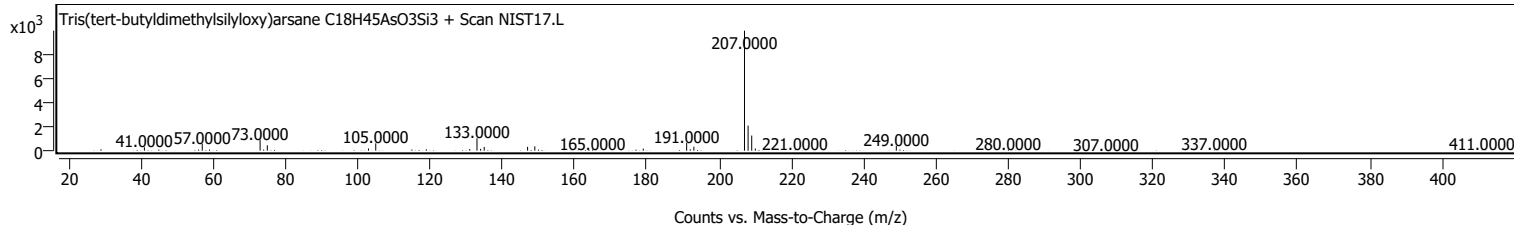
m/z (prec.)	Species	CE	Score (Lib)	Score (Fwd)	Score (Rev)	Lib/DB
			56.02			NIST17.L

Observed Spectrum

Compound Discovery Report



Library Spectrum



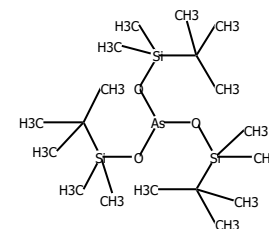
Cpd. 66: Tris(tert-butyl dimethylsilyloxy)arsane

Name	Formula	RT	CAS	ID Source	Score	Algorithm	Lib/DB
Tris(tert-butyl dimethylsilyloxy)arsane	C18H45AsO3Si3	44.424	1000366-57-5	LibSearch	50.99	Integrate	NIST17.L

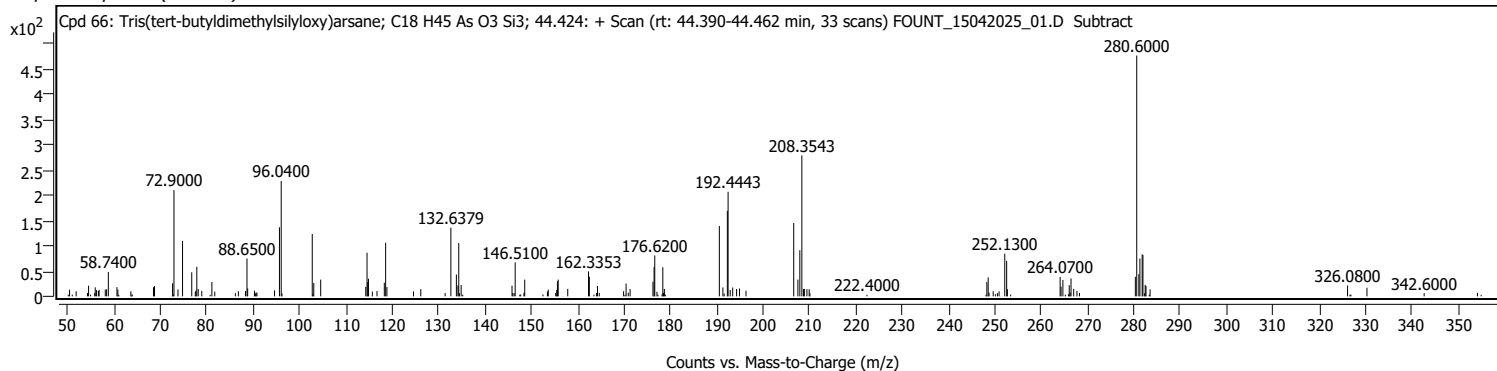
Compound ID Table

Name	Formula	ID Source	RT	CAS	Score
Tris(tert-butyl dimethylsilyloxy)arsane	C18H45AsO3Si3	LibSearch	44.424	1000366-57-5	50.99
Arsenous acid, tris(trimethylsilyl) ester	C9H27AsO3Si3	LibSearch	44.424	55429-29-3	49.32
1-Isopropoxy-5-propyl-2,3-bis-trimethylsilyl-1,2-dihydroborinine	C17H35BOSi2	LibSearch	44.424	1000306-53-9	44.15

Structure



Compound Spectra (overlaid)



Tris(tert-butyl dimethylsilyloxy)arsane

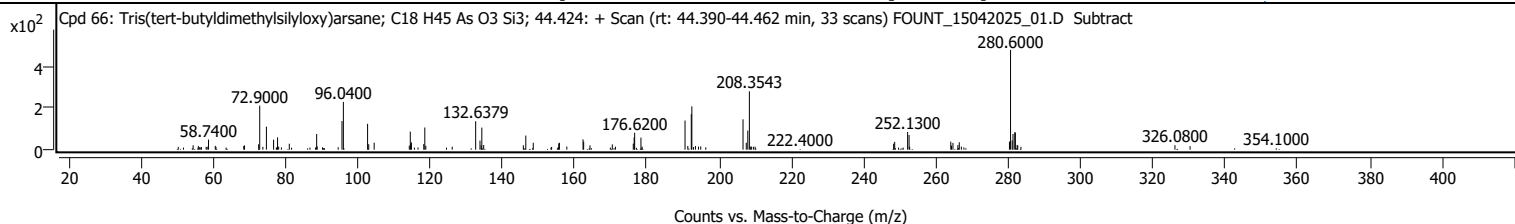
m/z (prec.)	Species	CE	Score (Lib)	Score (Fwd)	Score (Rev)	Lib/DB
			50.99			NIST17.L

Library Match Details

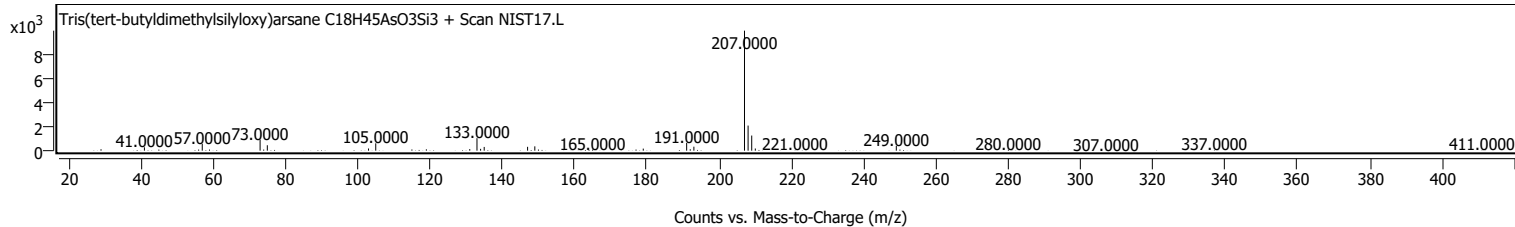
m/z (prec.)	Species	CE	Score (Lib)	Score (Fwd)	Score (Rev)	Lib/DB
			50.99			NIST17.L

Observed Spectrum

Compound Discovery Report



Library Spectrum



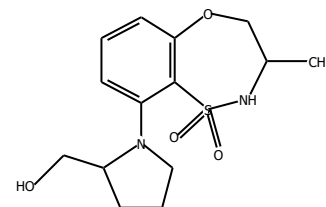
Cpd. 67: (R)-9-[(S)-2-(Hydroxymethyl)pyrrolidin-1-yl]-3-methyl-3,4-dihydro-2H-benzo[b][1,4,5]oxathiazepine 1,1-dioxide

Name	Formula	RT	CAS	ID Source	Score	Algorithm	Lib/DB
(R)-9-[(S)-2-(Hydroxymethyl)pyrrolidin-1-yl]-3-methyl-3,4-dihydro-2H-benzo[b][1,4,5]oxathiazepine 1,1-dioxide	C14H20N2O4S	44.475	1334427-17-6	LibSearch	50.13	Integrate	NIST17.L

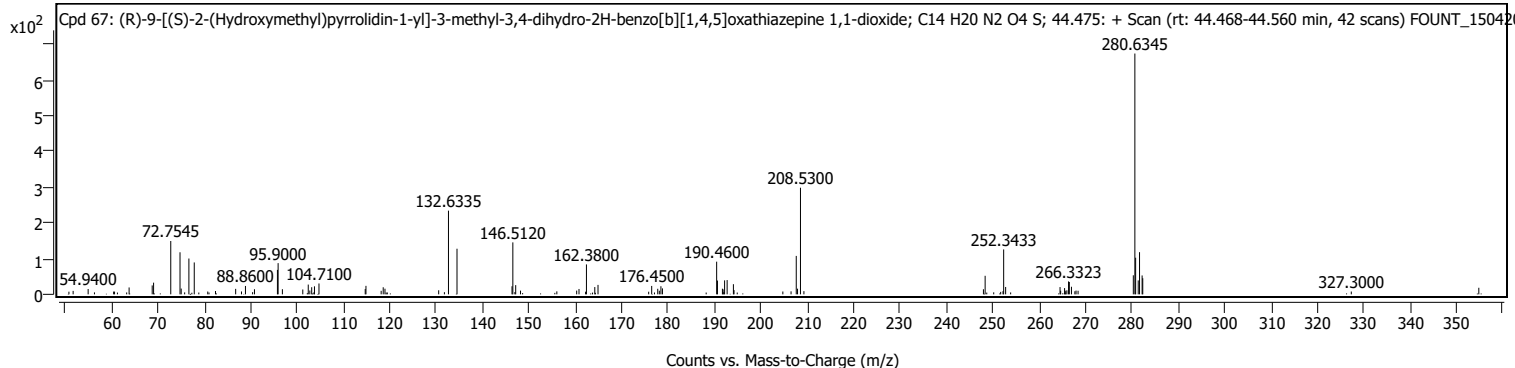
Compound ID Table

Name	Formula	ID Source	RT	CAS	Score
(R)-9-[(S)-2-(Hydroxymethyl)pyrrolidin-1-yl]-3-methyl-3,4-dihydro-2H-benzo[b][1,4,5]oxathiazepine 1,1-dioxide	C14H20N2O4S	LibSearch	44.475	1334427-17-6	50.13
(S)-9-[(S)-2-(Hydroxymethyl)pyrrolidin-1-yl]-3-methyl-3,4-dihydro-2H-benzo[b][1,4,5]oxathiazepine 1,1-dioxide	C14H20N2O4S	LibSearch	44.475	1334427-13-2	50.12
(S)-9-[(R)-2-(Hydroxymethyl)pyrrolidin-1-yl]-3-methyl-3,4-dihydro-2H-benzo[b][1,4,5]oxathiazepine 1,1-dioxide	C14H20N2O4S	LibSearch	44.475	1334427-01-8	49.08

Structure



Compound Spectra (overlaid)



(R)-9-[(S)-2-(Hydroxymethyl)pyrrolidin-1-yl]-3-methyl-3,4-dihydro-2H-benzo[b][1,4,5]oxathiazepine 1,1-dioxide

m/z (prec.)	Species	CE	Score (Lib)	Score (Fwd)	Score (Rev)	Lib/DB
50.13			50.13			NIST17.L

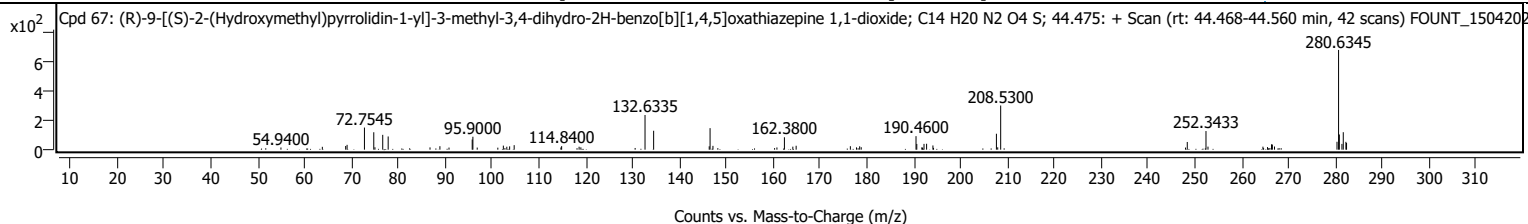
Library Match Details

m/z (prec.)	Species	CE	Score (Lib)	Score (Fwd)	Score (Rev)	Lib/DB
50.13			50.13			NIST17.L

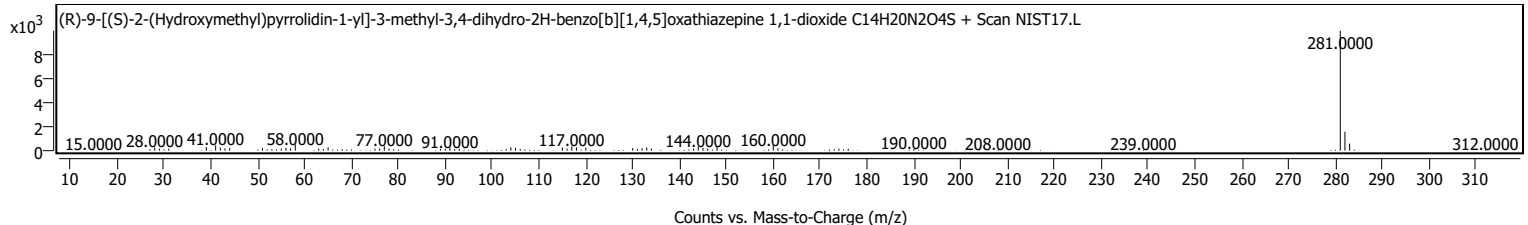
Observed Spectrum

MassHunter Qualitative Analysis

Compound Discovery Report



Library Spectrum



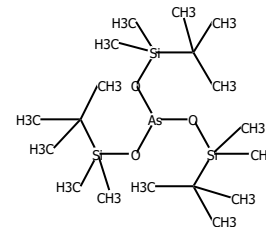
Cpd. 68: Tris(tert-butylidimethylsilyloxy)arsane

Name	Formula	RT	CAS	ID Source	Score	Algorithm	Lib/DB
Tris(tert-butylidimethylsilyloxy)arsane	C ₁₈ H ₄₅ AsO ₃ Si ₃	44.913	1000366-57-5	LibSearch	52.99	Integrate	NIST17.L

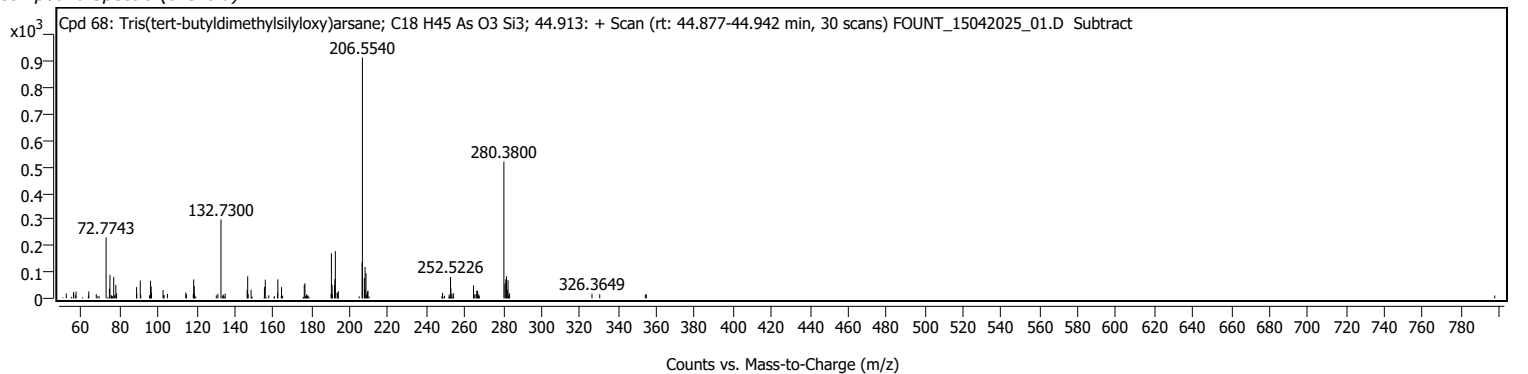
Compound ID Table

Name	Formula	ID Source	RT	CAS	Score
Tris(tert-butylidimethylsilyloxy)arsane	C ₁₈ H ₄₅ AsO ₃ Si ₃	LibSearch	44.913	1000366-57-5	52.99
Arsenous acid, tris(trimethylsilyl) ester	C ₉ H ₂₇ AsO ₃ Si ₃	LibSearch	44.913	55429-29-3	51.92
2-p-Tolyl-2,3-dihydro-1H-benzo[1,3,2]diazaborole	C ₁₃ H ₁₃ BN ₂	LibSearch	44.913	1000296-11-8	37.38

Structure



Compound Spectra (overlaid)



Tris(tert-butylidimethylsilyloxy)arsane

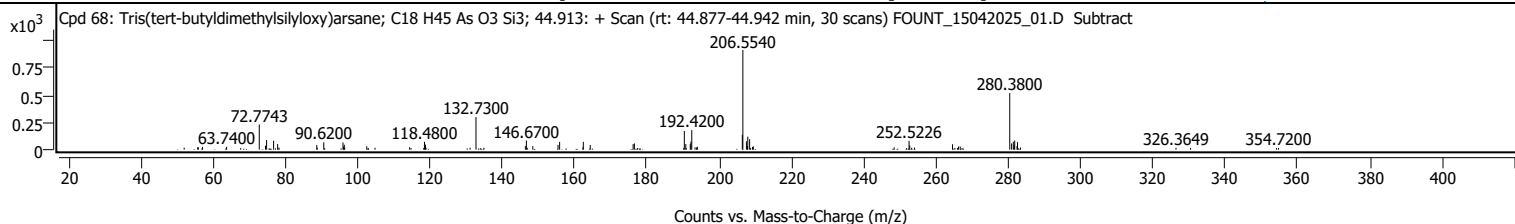
m/z (prec.)	Species	CE	Score (Lib)	Score (Fwd)	Score (Rev)	Lib/DB
			52.99			NIST17.L

Library Match Details

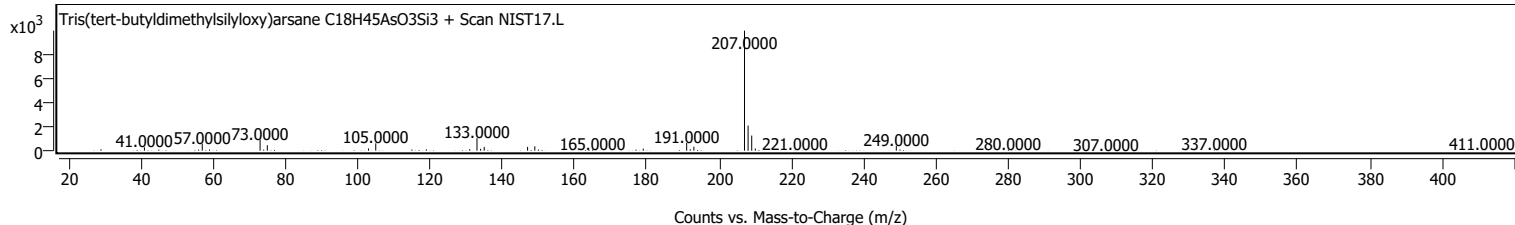
m/z (prec.)	Species	CE	Score (Lib)	Score (Fwd)	Score (Rev)	Lib/DB
			52.99			NIST17.L

Observed Spectrum

Compound Discovery Report



Library Spectrum



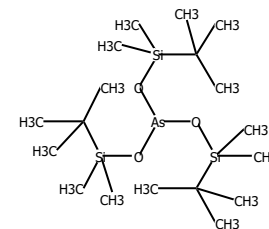
Cpd. 69: Tris(tert-butyltrimethylsilyloxy)arsane

Name	Formula	RT	CAS	ID Source	Score	Algorithm	Lib/DB
Tris(tert-butyltrimethylsilyloxy)arsane	C18H45AsO3Si3	45.024	1000366-57-5	LibSearch	48.79	Integrate	NIST17.L

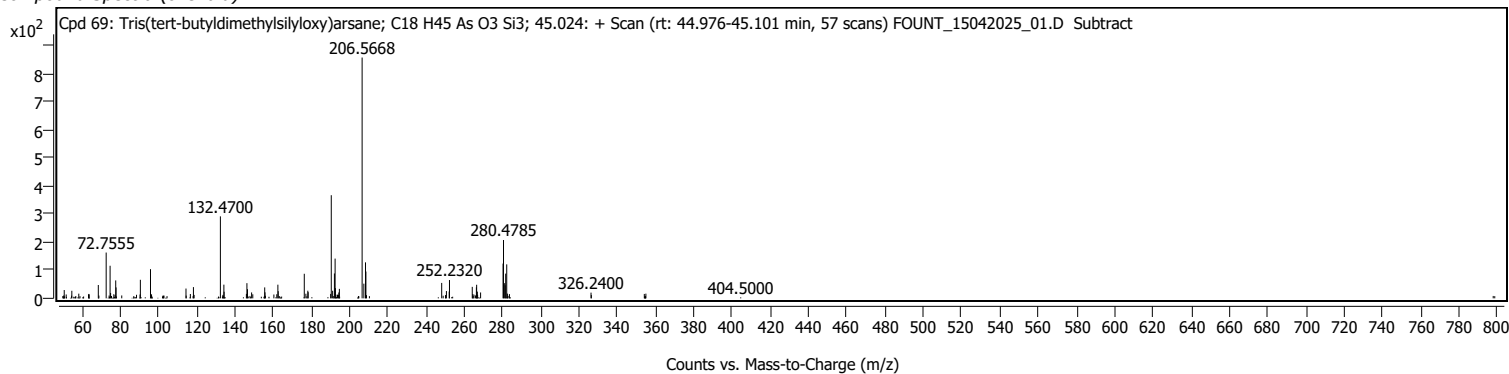
Compound ID Table

Name	Formula	ID Source	RT	CAS	Score
Tris(tert-butyltrimethylsilyloxy)arsane	C18H45AsO3Si3	LibSearch	45.024	1000366-57-5	48.79
Arsenous acid, tris(trimethylsilyl) ester	C9H27AsO3Si3	LibSearch	45.024	55429-29-3	45.53
4-Pyridinol-3,5-dichloro-2,6-dimethyl-1-oxide	C7H7Cl2NO2	LibSearch	45.024	1000252-90-7	39.13

Structure



Compound Spectra (overlaid)



Tris(tert-butyltrimethylsilyloxy)arsane

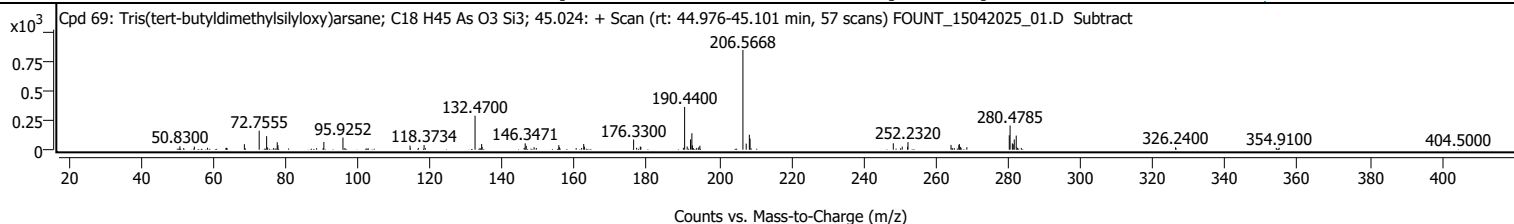
m/z (prec.)	Species	CE	Score (Lib)	Score (Fwd)	Score (Rev)	Lib/DB
			48.79			NIST17.L

Library Match Details

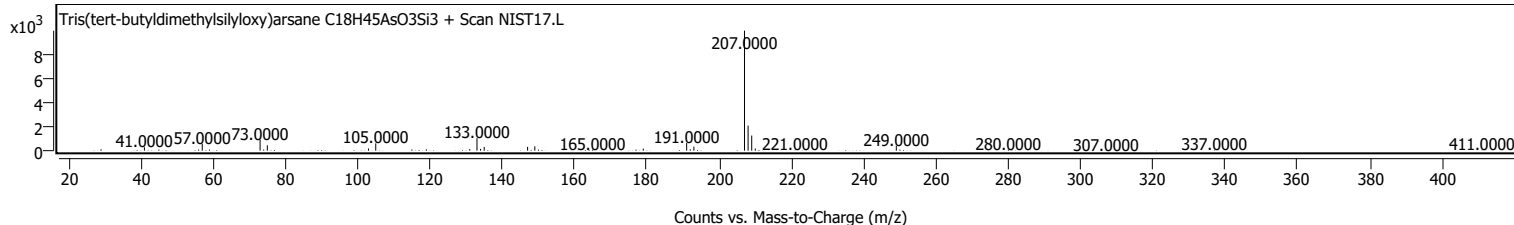
m/z (prec.)	Species	CE	Score (Lib)	Score (Fwd)	Score (Rev)	Lib/DB
			48.79			NIST17.L

Observed Spectrum

Compound Discovery Report



Library Spectrum



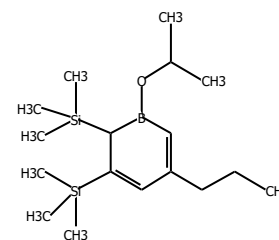
Cpd. 70: 1-Isopropoxy-5-propyl-2,3-bis-trimethylsilyl-1,2-dihydroborinine

Name	Formula	RT	CAS	ID Source	Score	Algorithm	Lib/DB
1-Isopropoxy-5-propyl-2,3-bis-trimethylsilyl-1,2-dihydroborinine	C ₁₇ H ₃₅ B O Si ₂	45.281	1000306-53-9	LibSearch	32.48	Integrate	NIST17.L

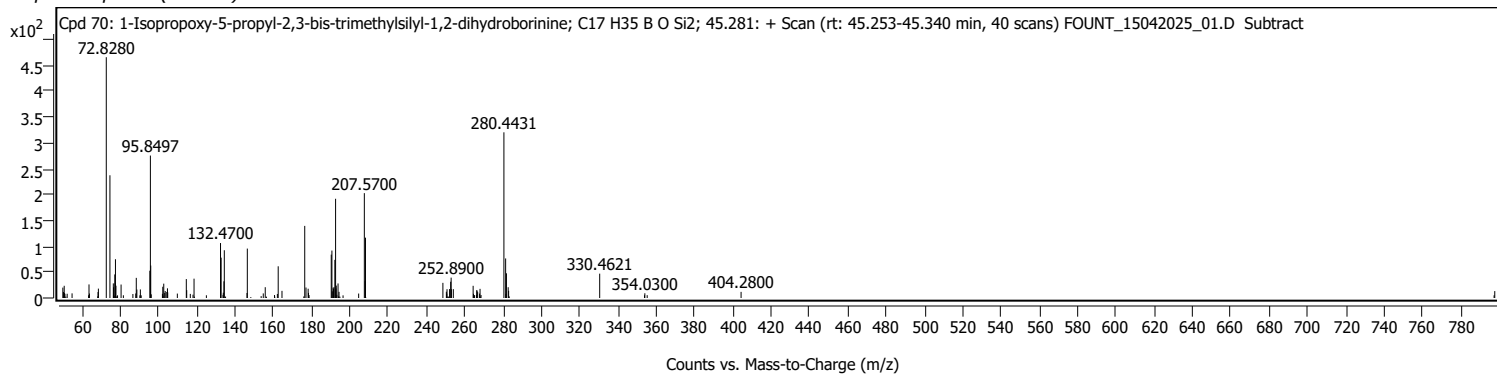
Compound ID Table

Name	Formula	ID Source	RT	CAS	Score
1-Isopropoxy-5-propyl-2,3-bis-trimethylsilyl-1,2-dihydroborinine	C ₁₇ H ₃₅ BOSi ₂	LibSearch	45.281	1000306-53-9	32.48
Phenyl 4-[(trimethylsilyl)amino]-2-[(trimethylsilyloxy)benzoate	C ₁₉ H ₂₇ NO ₃ Si ₂	LibSearch	45.281	1000408-08-9	30.82

Structure



Compound Spectra (overlaid)



1-Isopropoxy-5-propyl-2,3-bis-trimethylsilyl-1,2-dihydroborinine

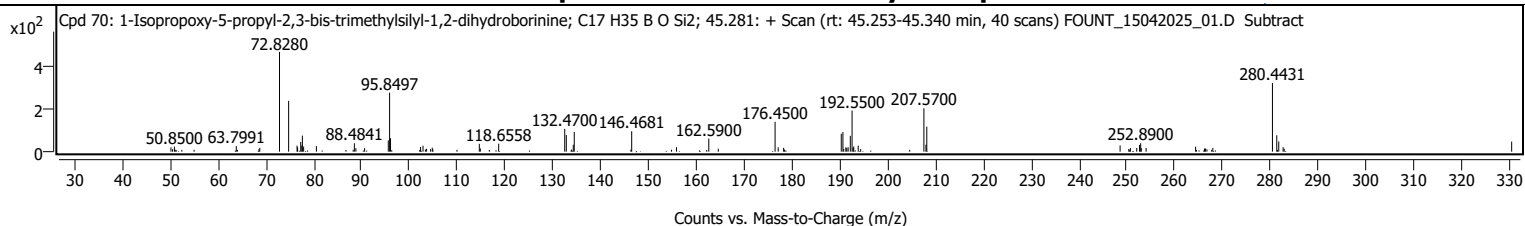
m/z (prec.)	Species	CE	Score (Lib)	Score (Fwd)	Score (Rev)	Lib/DB
72.8280	1-Isopropoxy-5-propyl-2,3-bis-trimethylsilyl-1,2-dihydroborinine	32.48	32.48			NIST17.L

Library Match Details

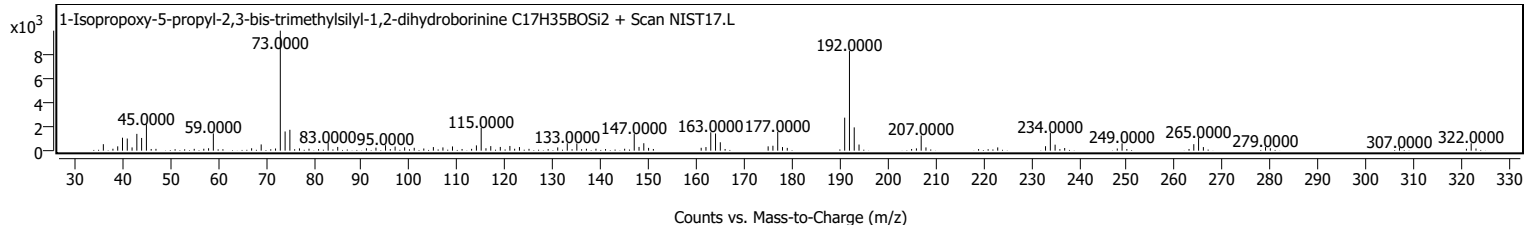
m/z (prec.)	Species	CE	Score (Lib)	Score (Fwd)	Score (Rev)	Lib/DB
72.8280	1-Isopropoxy-5-propyl-2,3-bis-trimethylsilyl-1,2-dihydroborinine	32.48	32.48			NIST17.L

Observed Spectrum

Compound Discovery Report



Library Spectrum



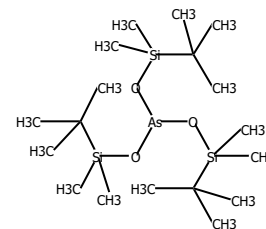
Cpd. 71: Tris(tert-butylidimethylsilyloxy)arsane

Name	Formula	RT	CAS	ID Source	Score	Algorithm	Lib/DB
Tris(tert-butylidimethylsilyloxy)arsane	C18 H45 As O3 Si3	46.002	1000366-57-5	LibSearch	61.27	Integrate	NIST17.L

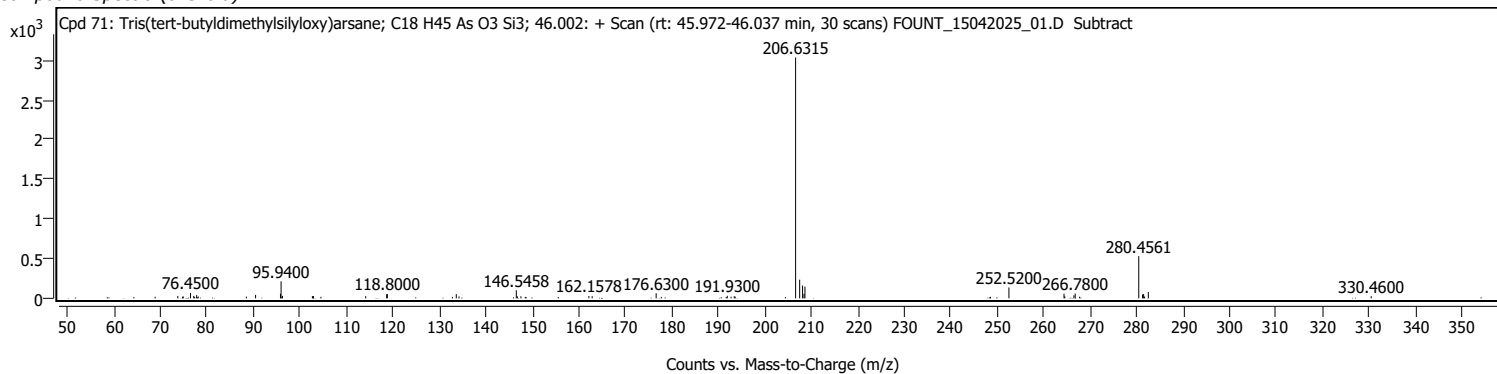
Compound ID Table

Name	Formula	ID Source	RT	CAS	Score
Tris(tert-butylidimethylsilyloxy)arsane	C18H45AsO3Si3	LibSearch	46.002	1000366-57-5	61.27
Arsenous acid, tris(trimethylsilyl) ester	C9H27AsO3Si3	LibSearch	46.002	55429-29-3	55.67
N,N-Dimethyl-4-nitroso-3-(trimethylsilyl)aniline	C11H18N2OSi	LibSearch	46.002	17993-84-9	51.50

Structure



Compound Spectra (overlaid)



Tris(tert-butylidimethylsilyloxy)arsane

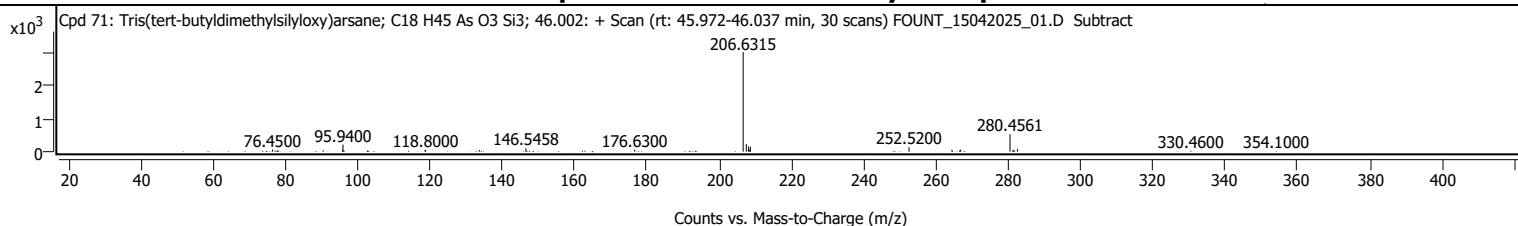
m/z (prec.)	Species	CE	Score (Lib)	Score (Fwd)	Score (Rev)	Lib/DB
			61.27			NIST17.L

Library Match Details

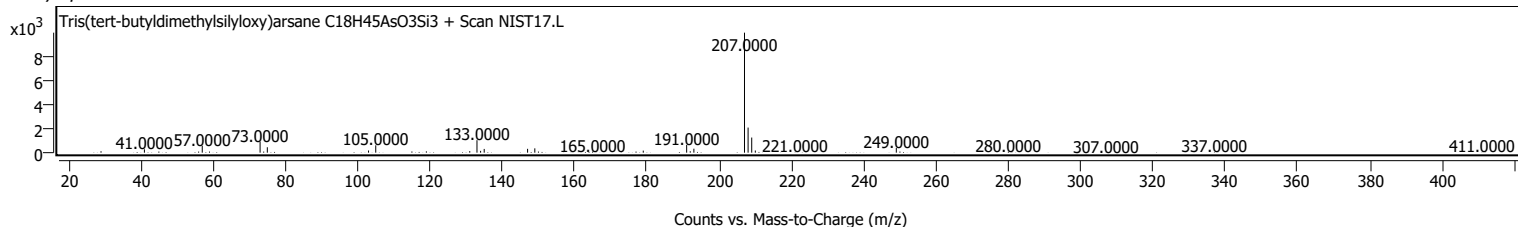
m/z (prec.)	Species	CE	Score (Lib)	Score (Fwd)	Score (Rev)	Lib/DB
			61.27			NIST17.L

Observed Spectrum

Compound Discovery Report



Library Spectrum



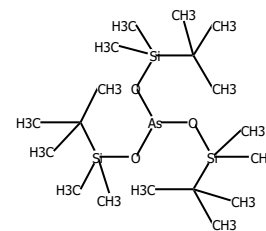
Cpd. 72: Tris(tert-butyl dimethylsilyloxy)arsane

Name	Formula	RT	CAS	ID Source	Score	Algorithm	Lib/DB
Tris(tert-butyl dimethylsilyloxy)arsane	C18 H45 As O3 Si3	46.506	1000366-57-5	LibSearch	50.65	Integrate	NIST17.L

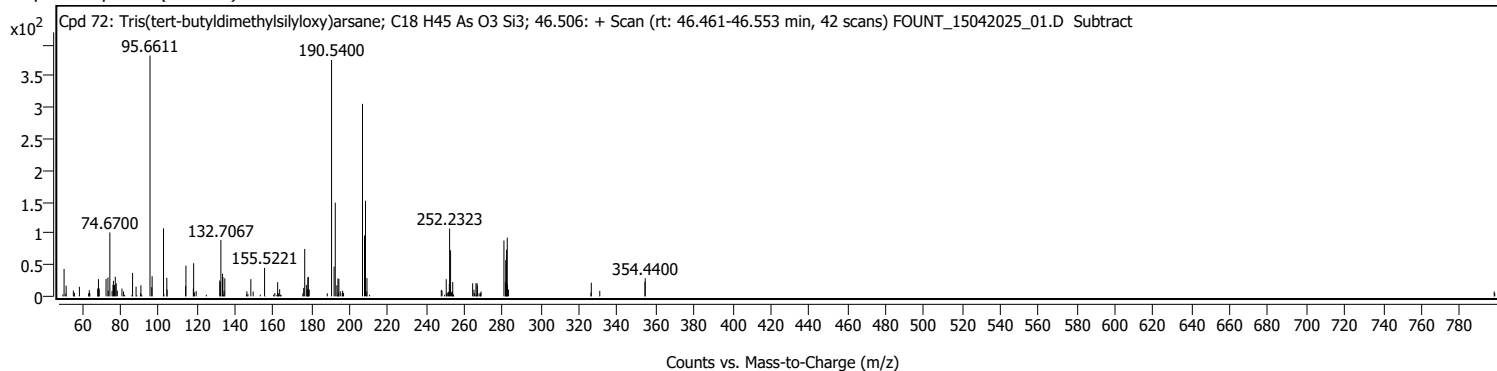
Compound ID Table

Name	Formula	ID Source	RT	CAS	Score
Tris(tert-butyl dimethylsilyloxy)arsane	C18H45AsO3Si3	LibSearch	46.506	1000366-57-5	50.65
N,N-Dimethyl-4-nitroso-3-(trimethylsilyl)aniline	C11H18N2OSi	LibSearch	46.506	17993-84-9	46.65
Caprolactone oxime, (NB)-O-[(diethylboryloxy)(ethyl)boryl]-	C12H25B2NO2	LibSearch	46.506	1000161-37-6	43.91

Structure



Compound Spectra (overlaid)



Tris(tert-butyl dimethylsilyloxy)arsane

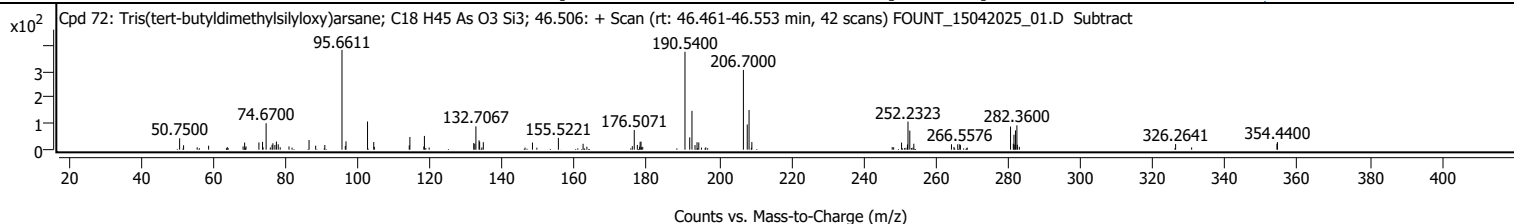
m/z (prec.)	Species	CE	Score (Lib)	Score (Fwd)	Score (Rev)	Lib/DB
			50.65			NIST17.L

Library Match Details

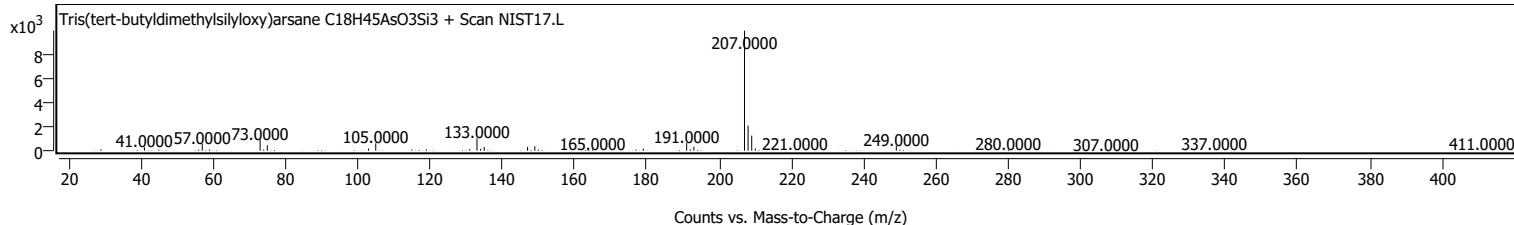
m/z (prec.)	Species	CE	Score (Lib)	Score (Fwd)	Score (Rev)	Lib/DB
			50.65			NIST17.L

Observed Spectrum

Compound Discovery Report



Library Spectrum

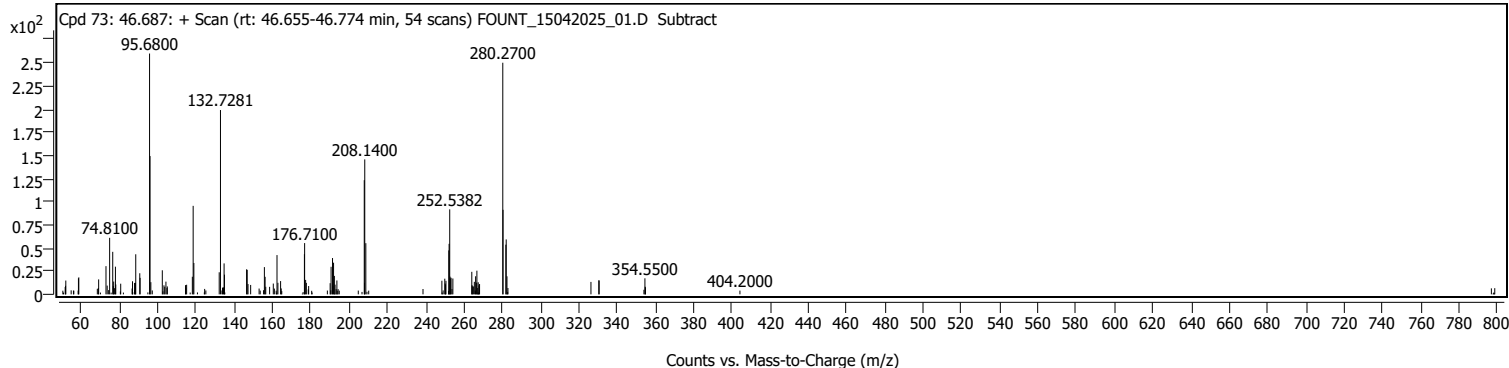


Cpd 73: 46.687

Name	Formula	RT	CAS	ID Source	Score	Algorithm	Lib/DB
		46.687				Integrate	

Structure

Compound Spectra (overlaid)



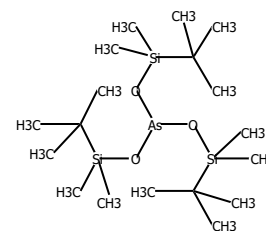
Cpd. 74: Tris(tert-butyltrimethylsilyloxy)arsane

Name	Formula	RT	CAS	ID Source	Score	Algorithm	Lib/DB
Tris(tert-butyltrimethylsilyloxy)arsane	C ₁₈ H ₄₅ AsO ₃ Si ₃	47.246	1000366-57-5	LibSearch	51.00	Integrate	NIST17.L

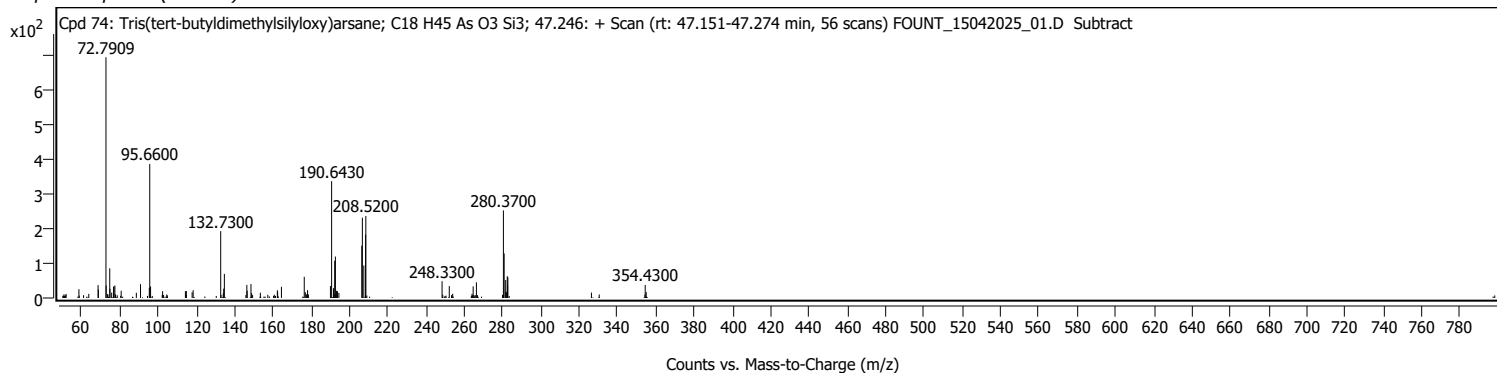
Compound ID Table

Name	Formula	ID Source	RT	CAS	Score
Tris(tert-butyltrimethylsilyloxy)arsane	C ₁₈ H ₄₅ AsO ₃ Si ₃	LibSearch	47.246	1000366-57-5	51.00
Arsenous acid, tris(trimethylsilyl) ester	C ₉ H ₂₇ AsO ₃ Si ₃	LibSearch	47.246	55429-29-3	50.27
Caprolactone oxime, (NB)-O-[(diethylboryloxy)(ethyl)boryl]-	C ₁₂ H ₂₅ B ₂ NO ₂	LibSearch	47.246	1000161-37-6	45.19

Structure



Compound Spectra (overlaid)



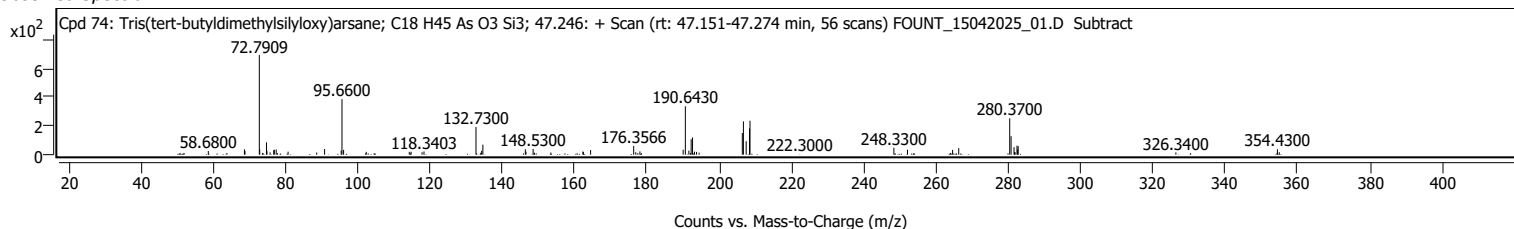
Tris(tert-butyl(dimethylsilyloxy)arsane

m/z (prec.)	Species	CE	Score (Lib)	Score (Fwd)	Score (Rev)	Lib/DB
			51.00			NIST17.L

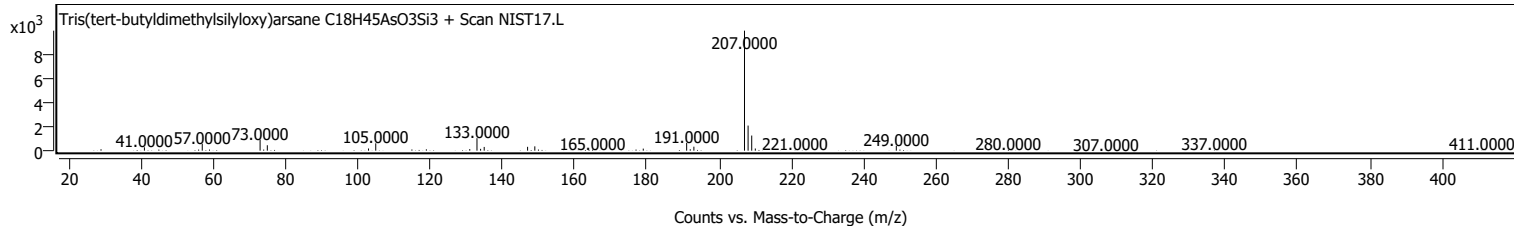
Library Match Details

m/z (prec.)	Species	CE	Score (Lib)	Score (Fwd)	Score (Rev)	Lib/DB
			51.00			NIST17.L

Observed Spectrum



Library Spectrum



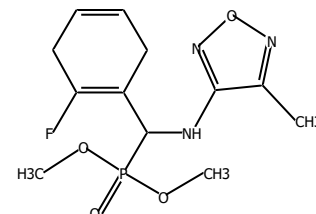
Cpd. 75: O,O-Dimethyl [1-(4-methyl-1,2,5-oxadiazol-3-ylamino)-1-(2-fluorophenyl)methyl]phosphonate

Name	Formula	RT	CAS	ID Source	Score	Algorithm	Lib/DB
O,O-Dimethyl [1-(4-methyl-1,2,5-oxadiazol-3-ylamino)-1-(2-fluorophenyl)methyl]phosphonate	C12 H15 F N3 O4 P	47.343	149053-98-5	LibSearch	42.87	Integrate	NIST17.L

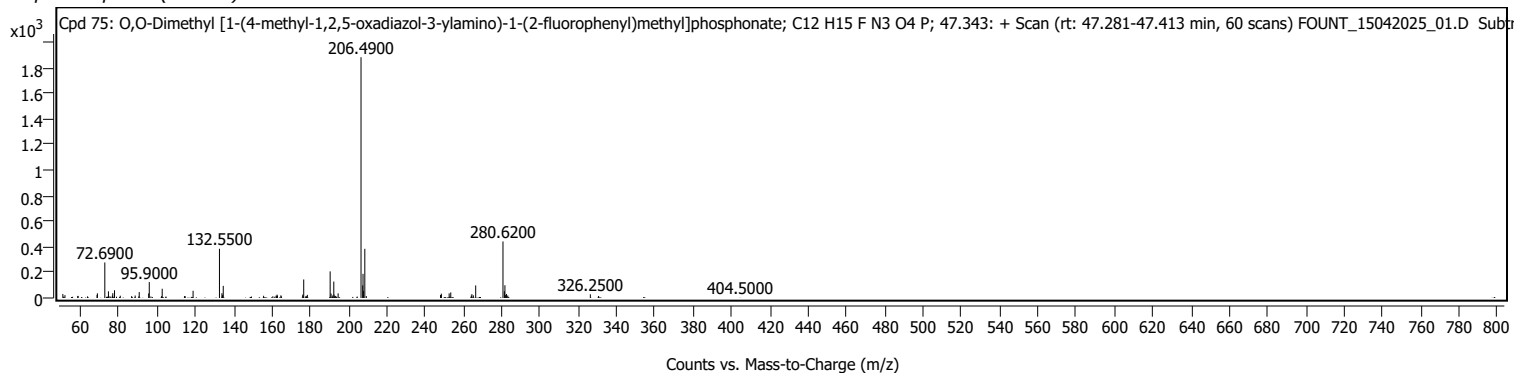
Compound ID Table

Name	Formula	ID Source	RT	CAS	Score
O,O-Dimethyl [1-(4-methyl-1,2,5-oxadiazol-3-ylamino)-1-(2-fluorophenyl)methyl]phosphonate	C12H15FN3O4P	LibSearch	47.343	149053-98-5	42.87
borane, phenylbis(2,4,6-trimethylphenyl)-	C24H27B	LibSearch	47.343	1000402-36-3	39.86
Cobalt, bis(ethene)-eta.-5-(ethyltetramethylcyclopentadienyl)-	C15H25Co	LibSearch	47.343	1000163-93-4	39.60

Structure



Compound Spectra (overlaid)



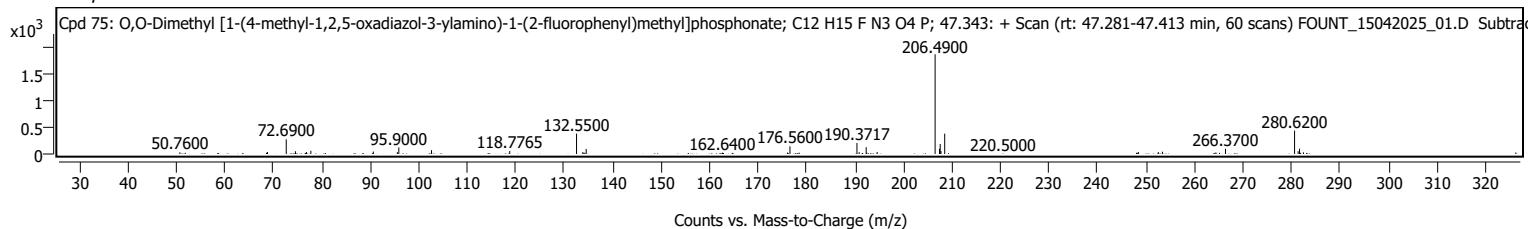
O,O-Dimethyl [1-(4-methyl-1,2,5-oxadiazol-3-ylamino)-1-(2-fluorophenyl)methyl]phosphonate

m/z (prec.)	Species	CE	Score (Lib)	Score (Fwd)	Score (Rev)	Lib/DB
			42.87			NIST17.L

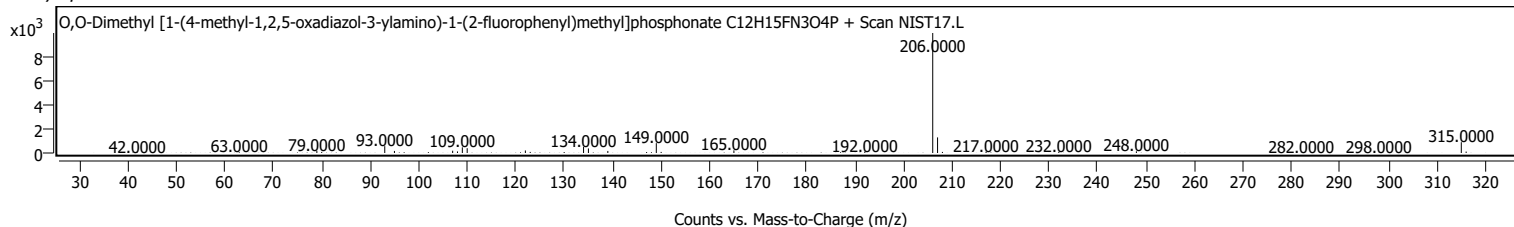
Library Match Details

m/z (prec.)	Species	CE	Score (Lib)	Score (Fwd)	Score (Rev)	Lib/DB
			42.87			NIST17.L

Observed Spectrum



Library Spectrum



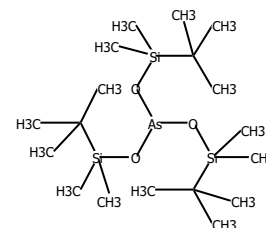
Cpd. 76: Tris(tert-butyl)dimethylsilyloxy)arsane

Name	Formula	RT	CAS	ID Source	Score	Algorithm	Lib/DB
Tris(tert-butyl)dimethylsilyloxy)arsane	C ₁₈ H ₄₅ AsO ₃ Si ₃	47.751	1000366-57-5	LibSearch	62.47	Integrate	NIST17.L

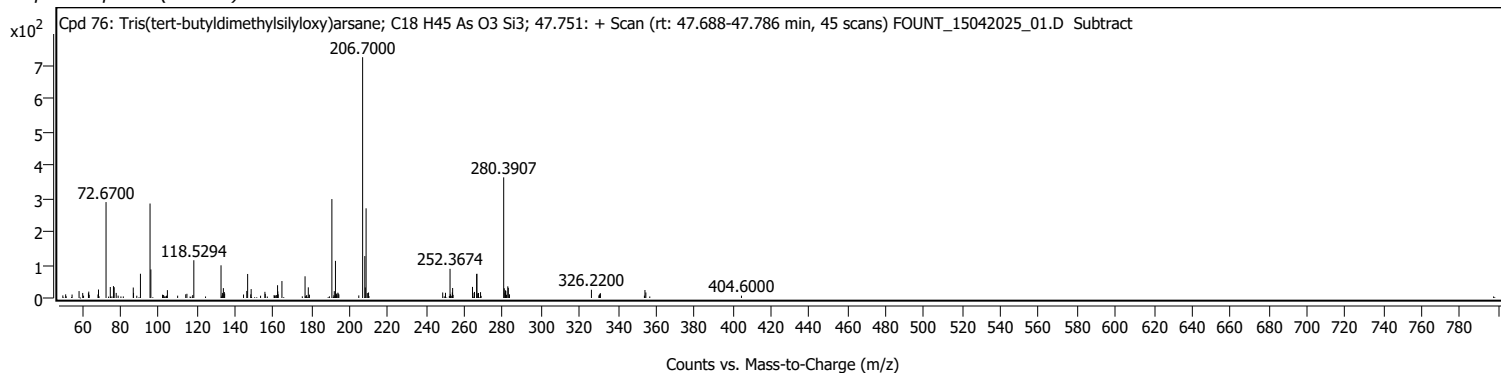
Compound ID Table

Name	Formula	ID Source	RT	CAS	Score
Tris(tert-butyl)dimethylsilyloxy)arsane	C ₁₈ H ₄₅ AsO ₃ Si ₃	LibSearch	47.751	1000366-57-5	62.47
Arsenous acid, tris(trimethylsilyl) ester	C ₉ H ₂₇ AsO ₃ Si ₃	LibSearch	47.751	55429-29-3	59.73
N,N-Dimethyl-4-nitroso-3-(trimethylsilyl)aniline	C ₁₁ H ₁₈ N ₂ O ₂ Si	LibSearch	47.751	17993-84-9	46.79

Structure



Compound Spectra (overlaid)



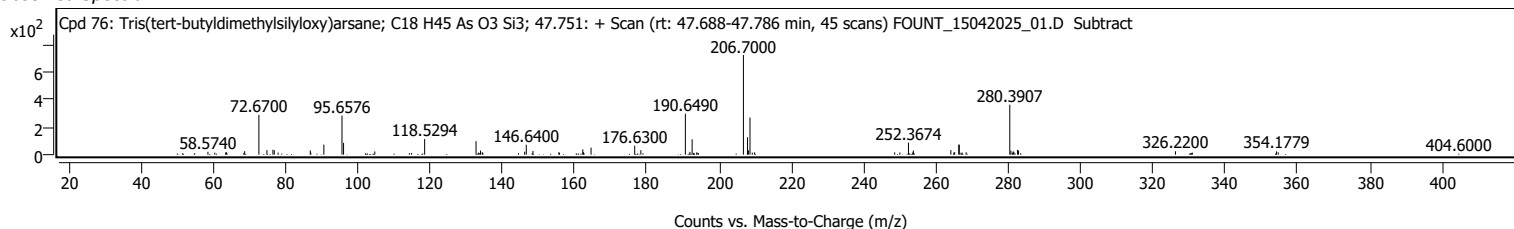
Tris(tert-butyl(dimethylsilyloxy)arsane

m/z (prec.)	Species	CE	Score (Lib)	Score (Fwd)	Score (Rev)	Lib/DB
			62.47			NIST17.L

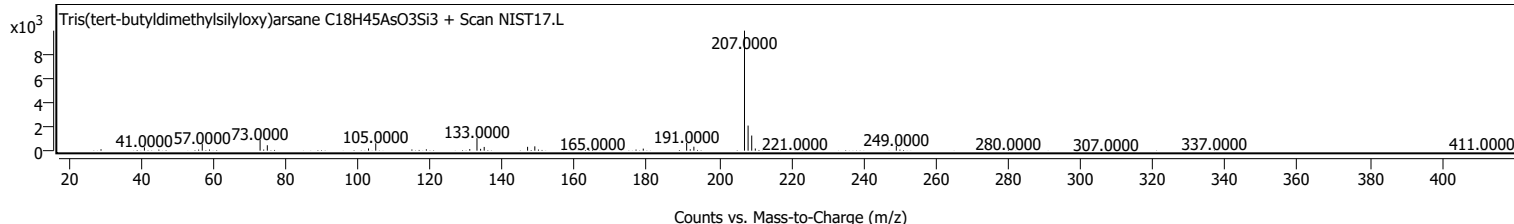
Library Match Details

m/z (prec.)	Species	CE	Score (Lib)	Score (Fwd)	Score (Rev)	Lib/DB
			62.47			NIST17.L

Observed Spectrum



Library Spectrum



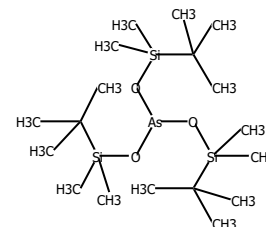
Cpd. 77: Tris(tert-butyl(dimethylsilyloxy)arsane

Name	Formula	RT	CAS	ID Source	Score	Algorithm	Lib/DB
Tris(tert-butyl(dimethylsilyloxy)arsane	C18 H45 As O3 Si3	47.924	1000366-57-5	LibSearch	49.98	Integrate	NIST17.L

Compound ID Table

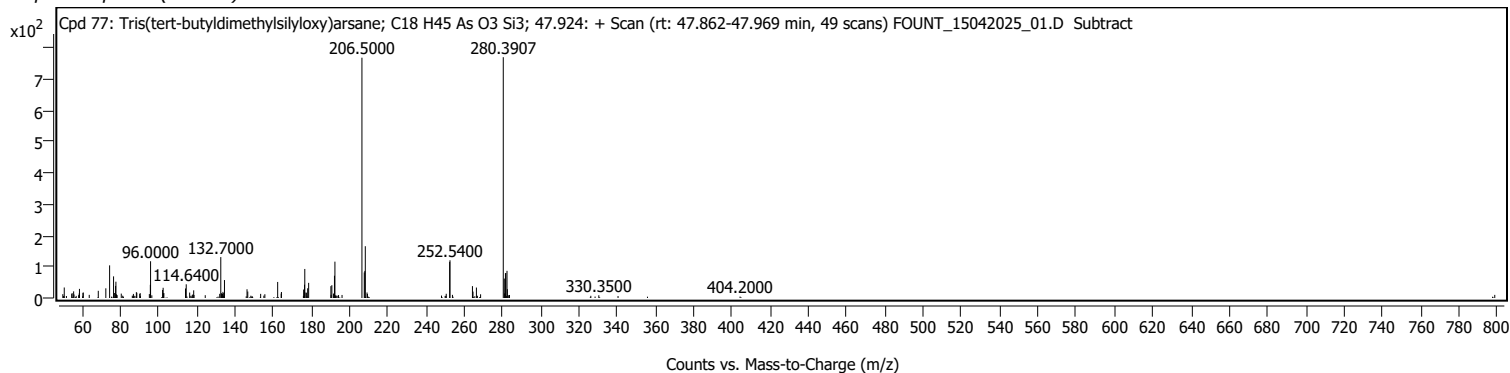
Name	Formula	ID Source	RT	CAS	Score
Tris(tert-butyl(dimethylsilyloxy)arsane	C18H45AsO3Si3	LibSearch	47.924	1000366-57-5	49.98
Arsenous acid, tris(trimethylsilyl) ester	C9H27AsO3Si3	LibSearch	47.924	55429-29-3	48.01
N,N-Dimethyl-4-nitroso-3-(trimethylsilyl)aniline	C11H18N2OSi	LibSearch	47.924	17993-84-9	45.01

Structure



Compound Discovery Report

Compound Spectra (overlaid)



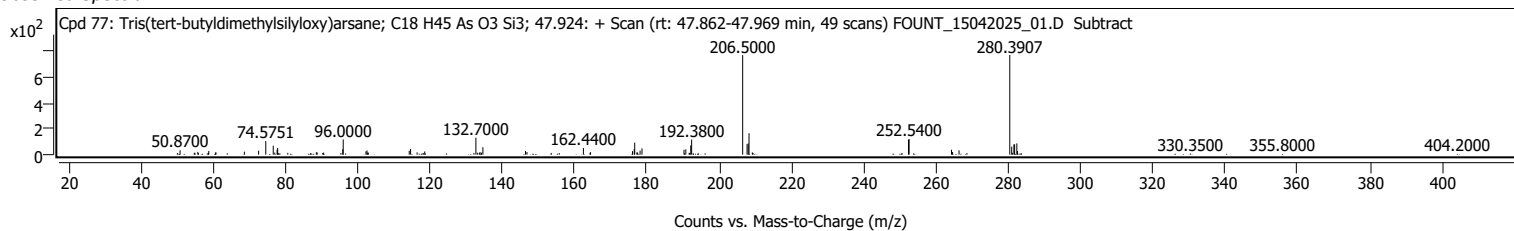
Tris(tert-butyl(dimethylsilyloxy)arsane

m/z (prec.)	Species	CE	Score (Lib)	Score (Fwd)	Score (Rev)	Lib/DB
			49.98			NIST17.L

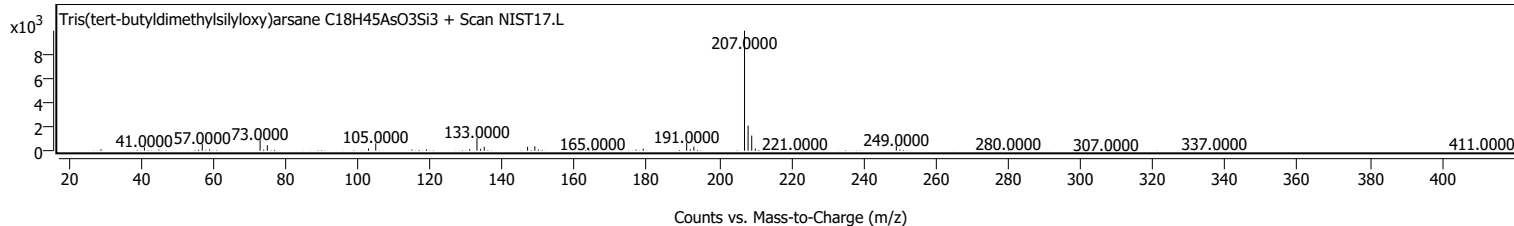
Library Match Details

m/z (prec.)	Species	CE	Score (Lib)	Score (Fwd)	Score (Rev)	Lib/DB
			49.98			NIST17.L

Observed Spectrum



Library Spectrum



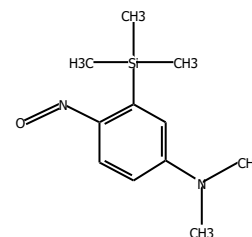
Cpd. 78: N,N-Dimethyl-4-nitroso-3-(trimethylsilyl)aniline

Name	Formula	RT	CAS	ID Source	Score	Algorithm	Lib/DB
N,N-Dimethyl-4-nitroso-3-(trimethylsilyl)aniline	C11 H18 N2 O Si	48.234	17993-84-9	LibSearch	42.18	Integrate	NIST17.L

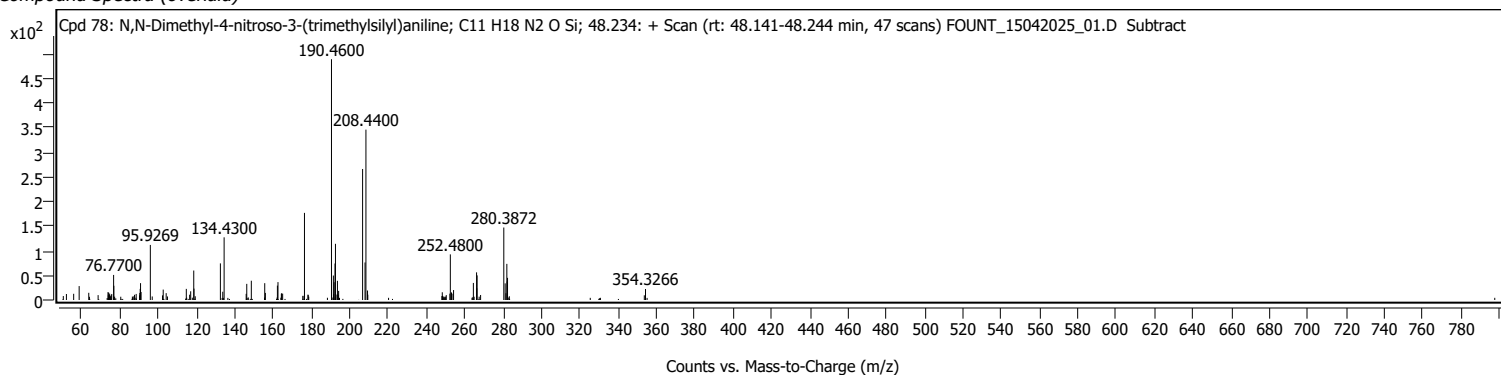
Compound ID Table

Name	Formula	ID Source	RT	CAS	Score
N,N-Dimethyl-4-nitroso-3-(trimethylsilyl)aniline	C11H18N2OSi	LibSearch	48.234	17993-84-9	42.18
Methanamine, N-(diphenylethenylidene)-	C15H13N	LibSearch	48.234	13911-54-1	38.65
4-Pyridinol-3,5-dichloro-2,6-dimethyl-1-oxide	C7H7Cl2NO2	LibSearch	48.234	1000252-90-7	34.08

Structure



Compound Spectra (overlaid)



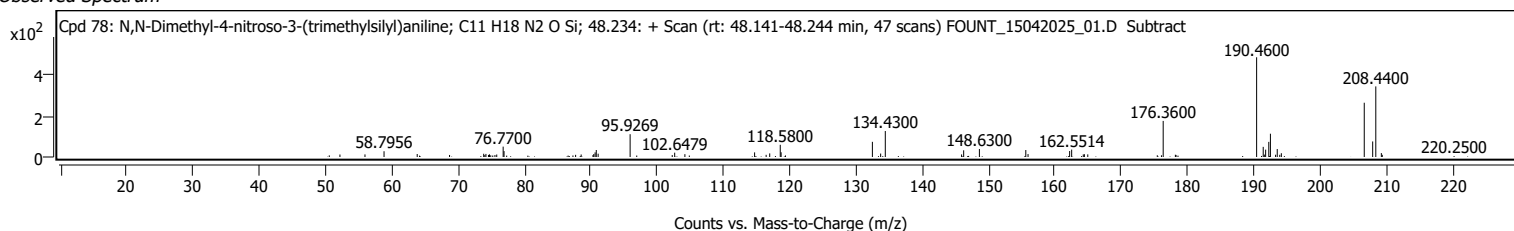
N,N-Dimethyl-4-nitroso-3-(trimethylsilyl)aniline

m/z (prec.)	Species	CE	Score (Lib)	Score (Fwd)	Score (Rev)	Lib/DB
			42.18			NIST17.L


Library Match Details

m/z (prec.)	Species	CE	Score (Lib)	Score (Fwd)	Score (Rev)	Lib/DB
			42.18			NIST17.L

Observed Spectrum



Library Spectrum



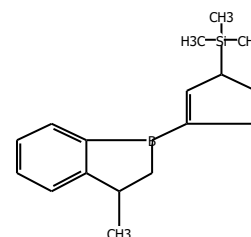
Cpd. 79: 1-Boraindane, 3-methyl-1-[1-(trimethylsilyl)-2,4-cyclopentadien-3-yl]-

Name	Formula	RT	CAS	ID Source	Score	Algorithm	Lib/DB
1-Boraindane, 3-methyl-1-[1-(trimethylsilyl)-2,4-cyclopentadien-3-yl]-	C17H23BSi	48.280	190316-36-0	LibSearch	42.95	Integrate	NIST17.L

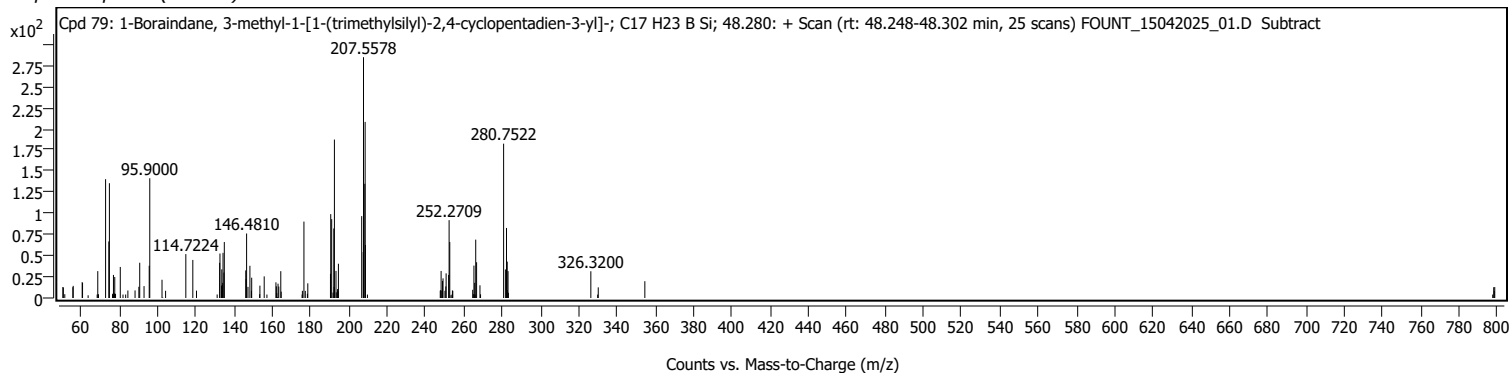
Compound ID Table

Name	Formula	ID Source	RT	CAS	Score
1-Boraindane, 3-methyl-1-[1-(trimethylsilyl)-2,4-cyclopentadien-3-yl]-	C17H23BSi	LibSearch	48.280	190316-36-0	42.95
Caprolactone oxime, (NB)-O-[(diethylboryloxy)(ethyl)boryl]-	C12H25B2NO2	LibSearch	48.280	1000161-37-6	40.05
1-Isopropoxy-5-propyl-2,3-bis-trimethylsilyl-1,2-dihydroborinine	C17H35BOSi2	LibSearch	48.280	1000306-53-9	37.03

Structure



Compound Spectra (overlaid)



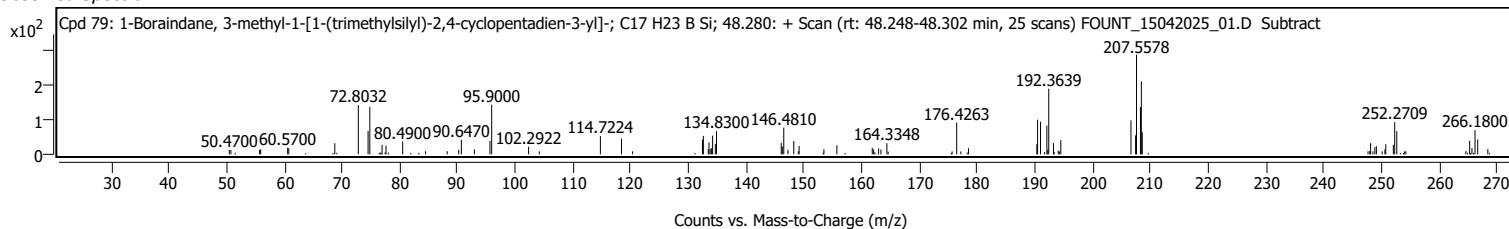
1-Boraindane, 3-methyl-1-[1-(trimethylsilyl)-2,4-cyclopentadien-3-yl]-

m/z (prec.)	Species	CE	Score (Lib)	Score (Fwd)	Score (Rev)	Lib/DB
			42.95			NIST17.L


Library Match Details

m/z (prec.)	Species	CE	Score (Lib)	Score (Fwd)	Score (Rev)	Lib/DB
			42.95			NIST17.L

Observed Spectrum



Library Spectrum



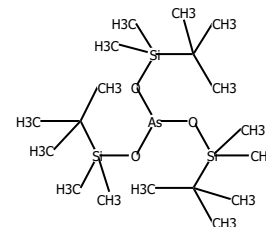
Cpd. 80: Tris(tert-butyl)dimethylsilyloxyarsane

Name	Formula	RT	CAS	ID Source	Score	Algorithm	Lib/DB
Tris(tert-butyl)dimethylsilyloxyarsane	C18 H45 As O3 Si3	48.723	1000366-57-5	LibSearch	54.28	Integrate	NIST17.L

Compound ID Table

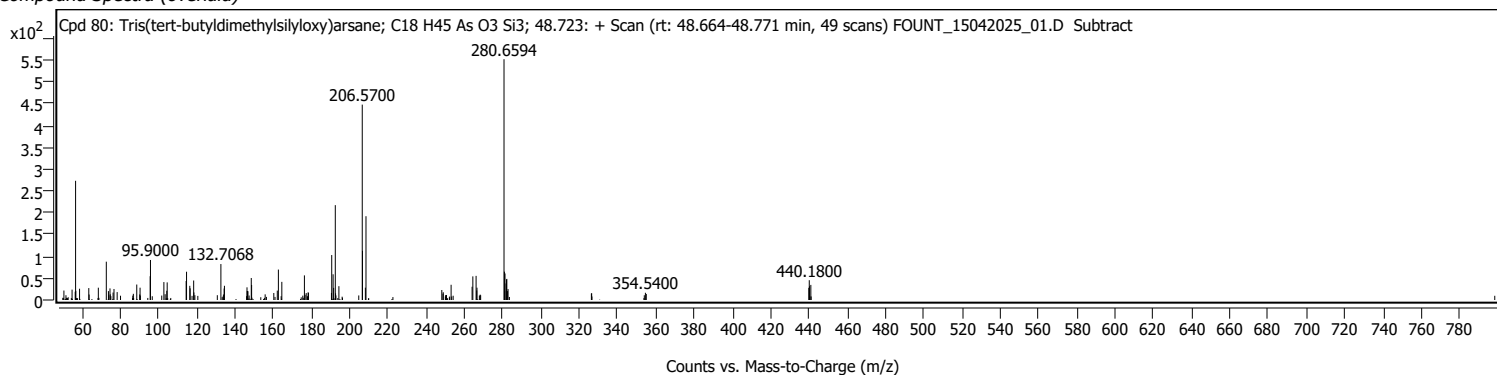
Name	Formula	ID Source	RT	CAS	Score
Tris(tert-butyl)dimethylsilyloxyarsane	C18H45AsO3Si3	LibSearch	48.723	1000366-57-5	54.28
4-Pyridinol-3,5-dichloro-2,6-dimethyl-1-oxide	C7H7Cl2NO2	LibSearch	48.723	1000252-90-7	35.08
Cyclotrisiloxane, hexamethyl-	C6H18O3Si3	LibSearch	48.723	541-05-9	33.87

Structure



Compound Discovery Report

Compound Spectra (overlaid)



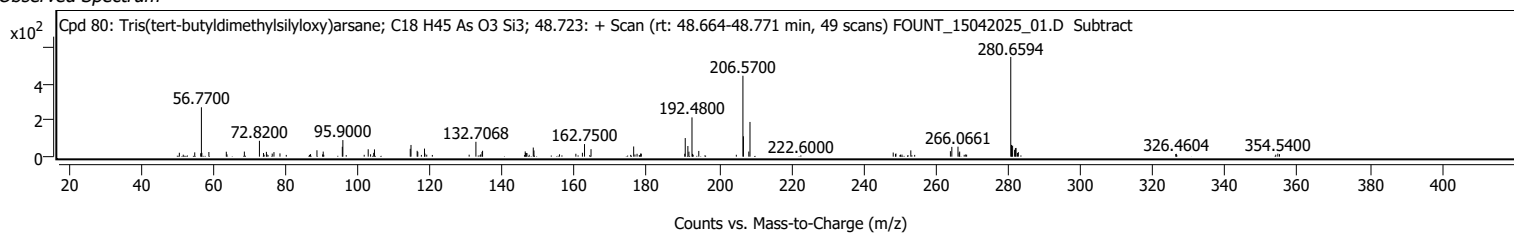
Tris(tert-butyl(dimethylsilyloxy)arsane

m/z (prec.)	Species	CE	Score (Lib)	Score (Fwd)	Score (Rev)	Lib/DB
			54.28			NIST17.L

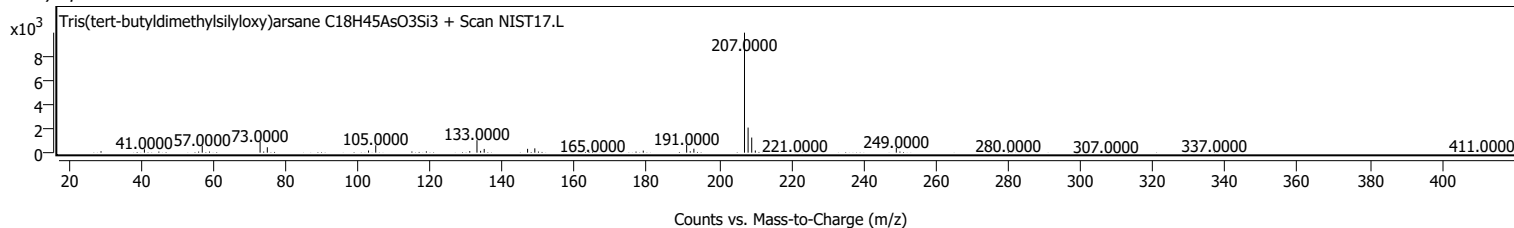
Library Match Details

m/z (prec.)	Species	CE	Score (Lib)	Score (Fwd)	Score (Rev)	Lib/DB
			54.28			NIST17.L

Observed Spectrum



Library Spectrum



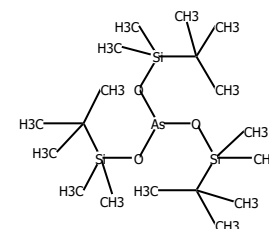
Cpd. 81: Tris(tert-butyl(dimethylsilyloxy)arsane

Name	Formula	RT	CAS	ID Source	Score	Algorithm	Lib/DB
Tris(tert-butyl(dimethylsilyloxy)arsane	C18H45AsO3Si3	49.082	1000366-57-5	LibSearch	61.14	Integrate	NIST17.L

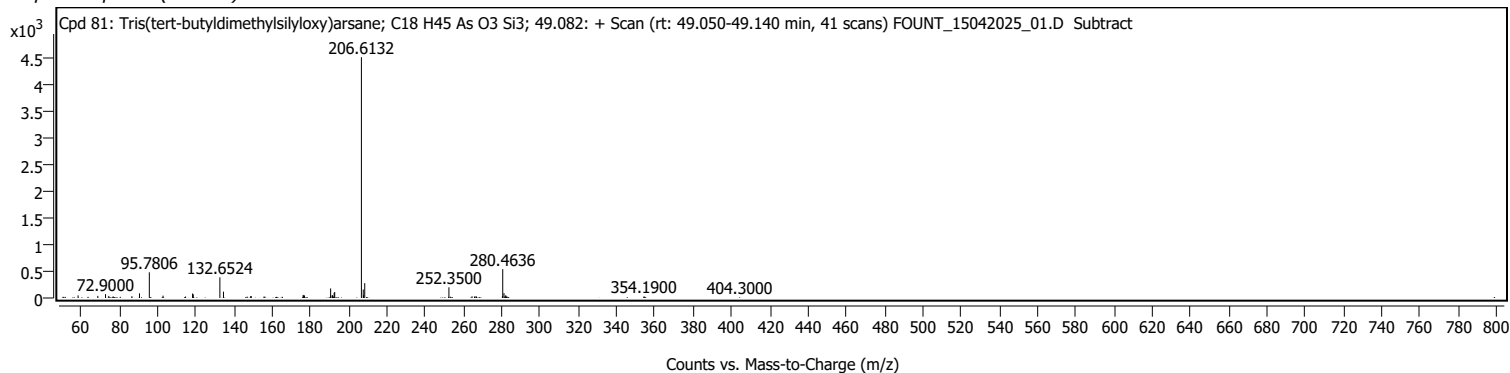
Compound ID Table

Name	Formula	ID Source	RT	CAS	Score
Tris(tert-butyl(dimethylsilyloxy)arsane	C18H45AsO3Si3	LibSearch	49.082	1000366-57-5	61.14
Arsenous acid, tris(trimethylsilyl) ester	C9H27AsO3Si3	LibSearch	49.082	55429-29-3	60.83
N,N-Dimethyl-4-nitroso-3-(trimethylsilyl)aniline	C11H18N2OSi	LibSearch	49.082	17993-84-9	52.01

Structure



Compound Spectra (overlaid)



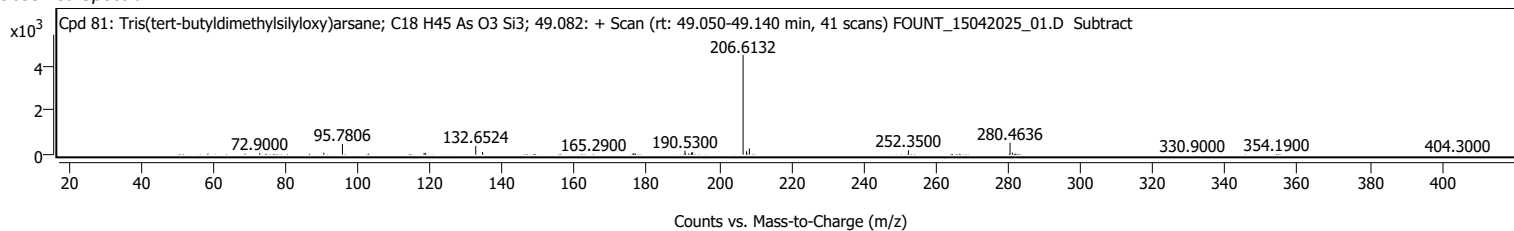
Tris(tert-butyl(dimethylsilyloxy)arsane

m/z (prec.)	Species	CE	Score (Lib)	Score (Fwd)	Score (Rev)	Lib/DB
			61.14			NIST17.L

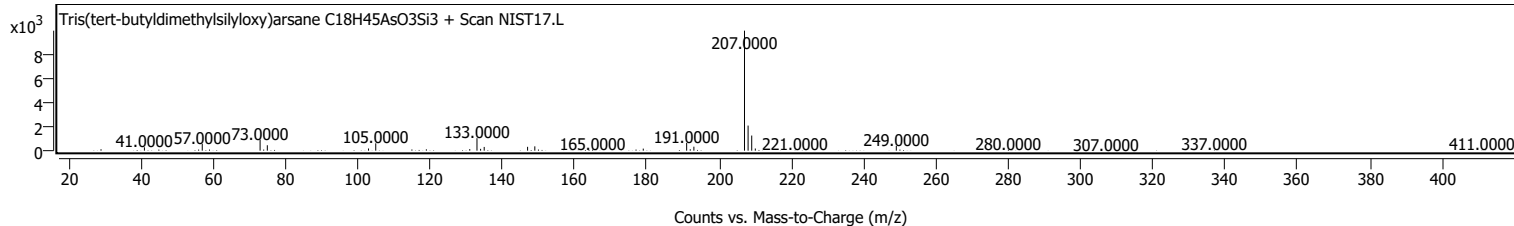
Library Match Details

m/z (prec.)	Species	CE	Score (Lib)	Score (Fwd)	Score (Rev)	Lib/DB
			61.14			NIST17.L

Observed Spectrum



Library Spectrum



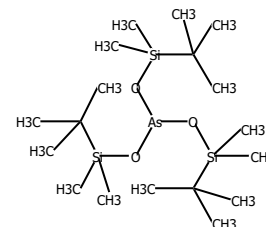
Cpd. 82: Tris(tert-butyl(dimethylsilyloxy)arsane

Name	Formula	RT	CAS	ID Source	Score	Algorithm	Lib/DB
Tris(tert-butyl(dimethylsilyloxy)arsane	C18H45AsO3Si3	49.560	1000366-57-5	LibSearch	56.92	Integrate	NIST17.L

Compound ID Table

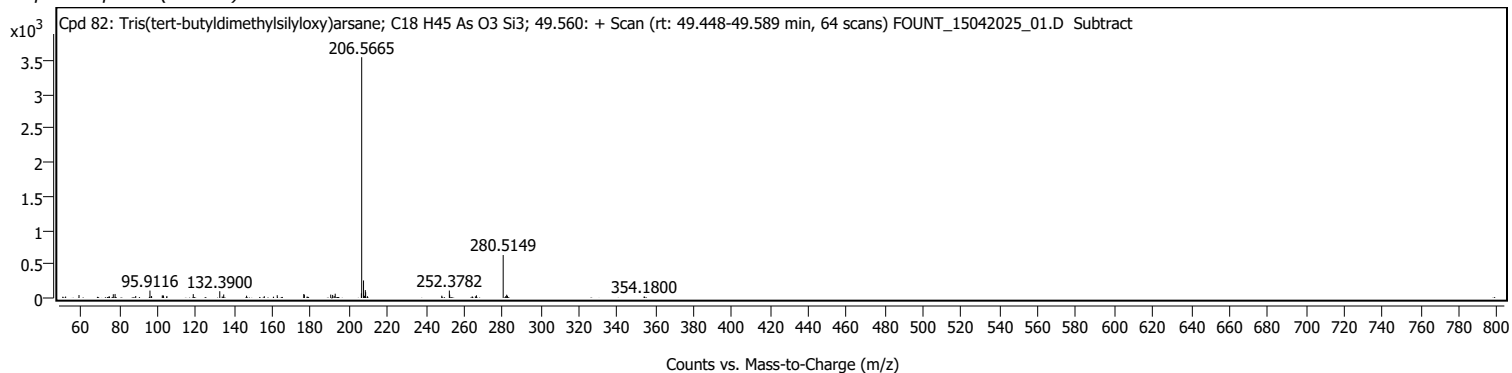
Name	Formula	ID Source	RT	CAS	Score
Tris(tert-butyl(dimethylsilyloxy)arsane	C18H45AsO3Si3	LibSearch	49.560	1000366-57-5	56.92
Arsenous acid, tris(trimethylsilyl) ester	C9H27AsO3Si3	LibSearch	49.560	55429-29-3	54.49
N,N-Dimethyl-4-nitroso-3-(trimethylsilyl)aniline	C11H18N2OSi	LibSearch	49.560	17993-84-9	53.42

Structure



Compound Discovery Report

Compound Spectra (overlaid)



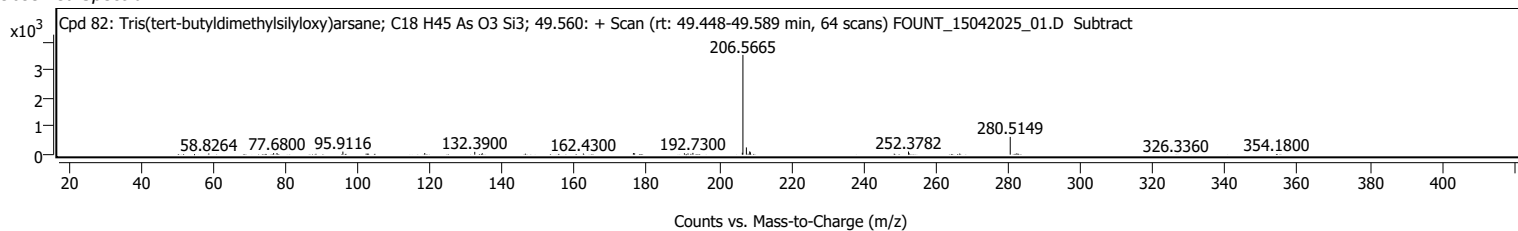
Tris(tert-butyldimethylsilyloxy)arsane

m/z (prec.)	Species	CE	Score (Lib)	Score (Fwd)	Score (Rev)	Lib/DB
			56.92			NIST17.L

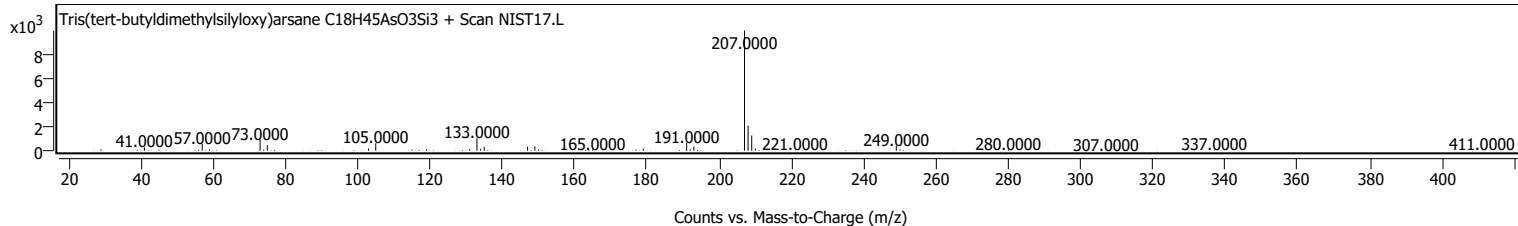
Library Match Details

m/z (prec.)	Species	CE	Score (Lib)	Score (Fwd)	Score (Rev)	Lib/DB
			56.92			NIST17.L

Observed Spectrum



Library Spectrum



MassHunter Qual 10.0
(End of Report)