

Supplementary Information

Removal of iodine from organic media using diethylene triamine-grafted vinylbenzyl chloride-divinylbenzene

Aimon Masood^a, Kashmala Khaliq^b, Adil Khan^c, Munib Ahmed Shafiq^d, Samreen Shehzadi^d, Iqra Rafique^e, Ramzan Akhtar^c, Saeed Omer^a, Mohsin Ali Raza Anjum^c, Sajid Iqbal^{f*}, and Muhammad Saifullah^{c*}

^aDepartment of Chemistry, Pakistan Institute of Engineering and Applied Sciences (PIEAS), Islamabad, Pakistan

^bDepartment of Chemistry, University of Poonch Rawalakot, AJK, Pakistan

^cChemistry Division, Pakistan Institute of Nuclear Science and Technology (PINSTECH), P.O. Box 45650, Nilore, Islamabad

^dCentral Analytical Facility Division (CAFD), Pakistan Institute of Nuclear Science and Technology (PINSTECH), P.O. Box 45650, Nilore, Islamabad, Pakistan

^eDepartment of Chemistry, Government College University Faisalabad (GCUF), Faisalabad, Pakistan

^fDepartment of Nuclear and Quantum Engineering, KAIST, 291 Deahak-ro, Yuseong-gu, Daejeon 34141, Republic of Korea.

The first three authors have contributed equally to this work.

*Corresponding Authors:

Muhammad Saifullah (saifi.551@gmail.com), Sajid Iqbal (sajid1@kaist.ac.kr)

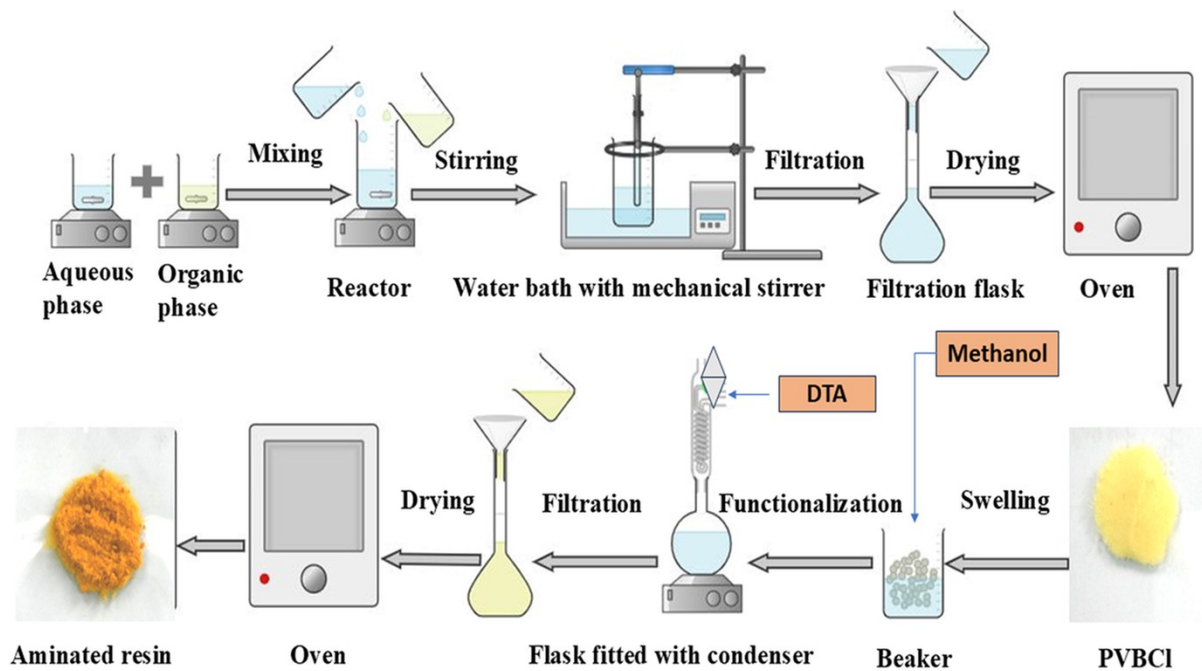


Fig. S1 Schematic of the synthesis of PVBCl pristine and aminated resin.

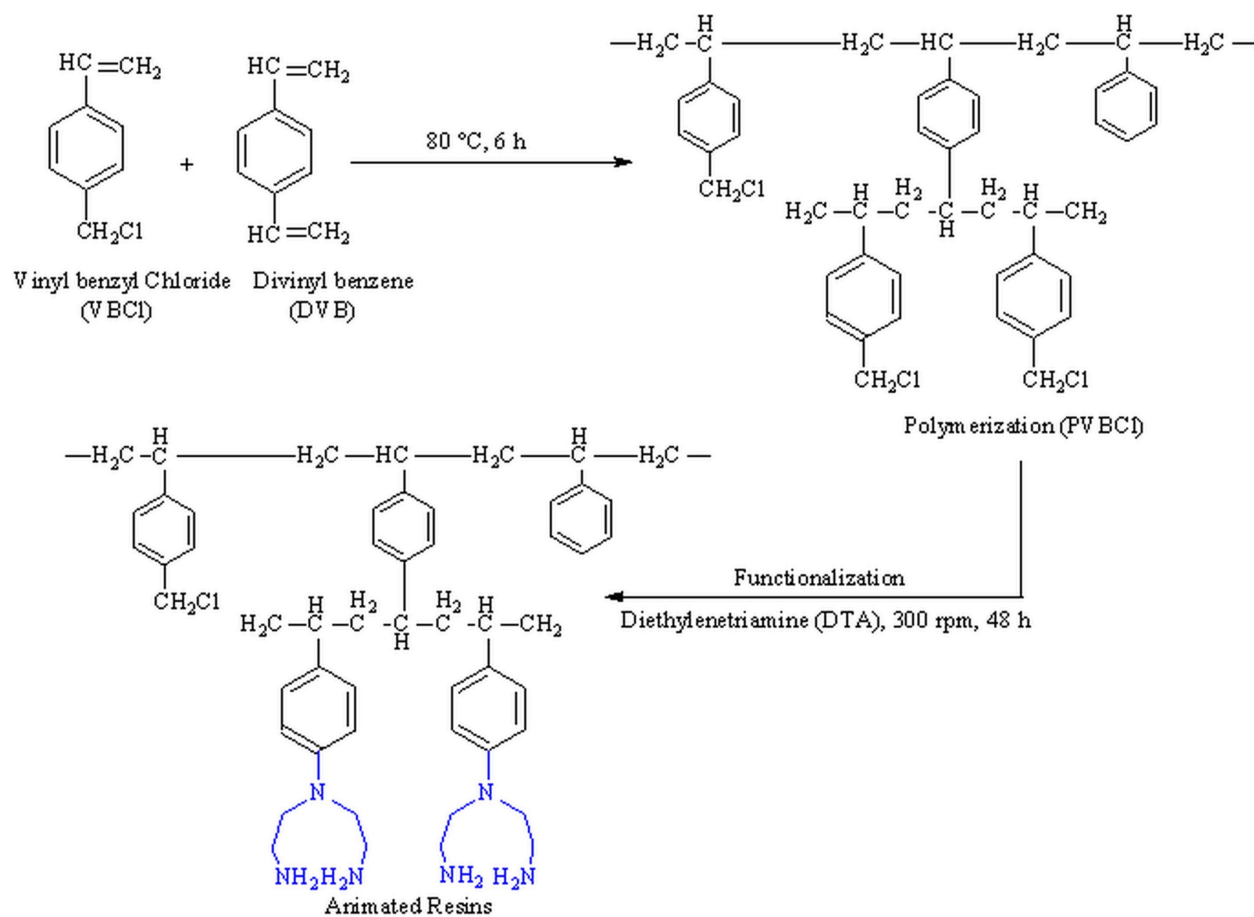


Fig. S2 Schematic illustration of the reaction mechanism that results in functionalization of PVBCl.

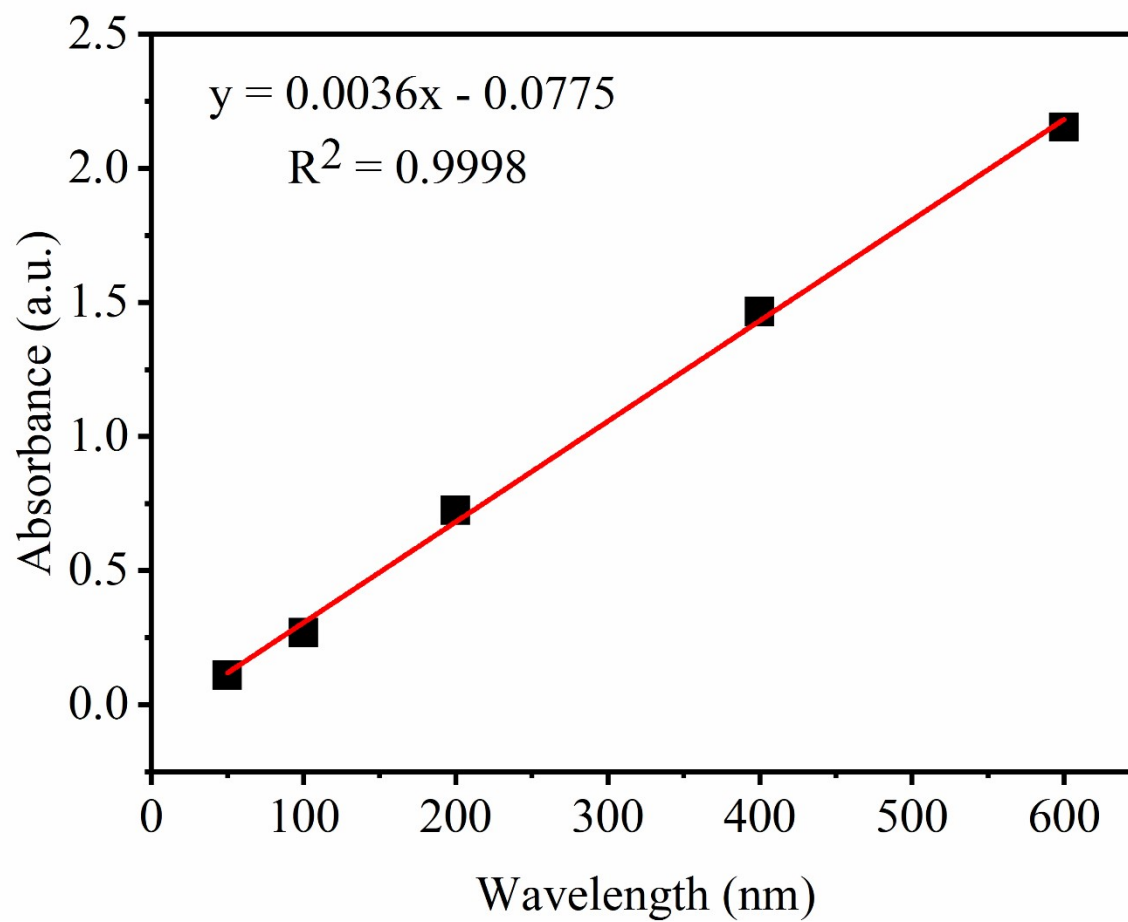


Fig. S3 Calibration curve for iodine molecules (I_2) acquired through the spectrophotometric method, demonstrating absorbance measured at 520 nm as a function of I_2 concentration.




Fig. S4 Digital photographs of PVBCl pristine resin and aminated resin.




Fig. S5 Optical images of PVBCl pristine (a), and aminated resin (b).

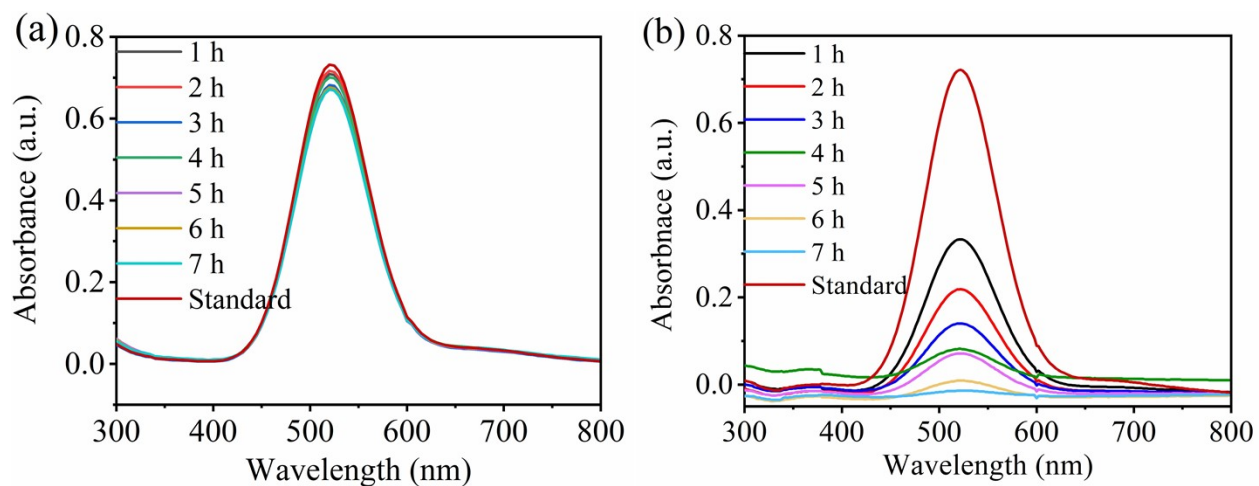


Fig. S6. UV-Visible absorption spectra of I_2 solution (starting solution conc. = 200 mg L^{-1}) collected at regular intervals (1-7 h) while using (a) PVBCl and (b) Aminated resin.

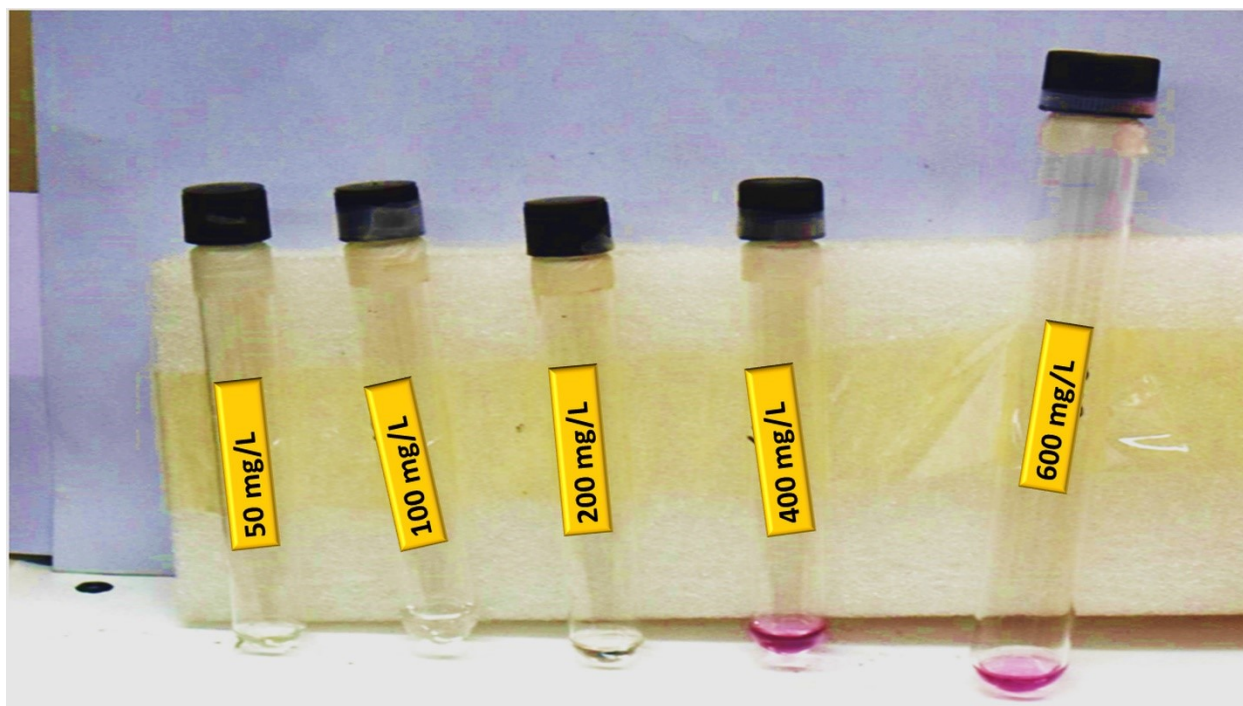


Fig. S7 Digital photographs of I_2 solutions at different concentrations after adsorption.