

## Bio-derived Tannic Acid-Eu(III) Coordination Synergizes with Aluminum Diethylphosphinate for Low-Loading, High-Efficiency Flame Retardancy in PA66

Zongpin Liu<sup>a,b,c</sup>, Wayne Hsu<sup>b,c</sup>, Yincai Wu<sup>b,c</sup>, Shenglong Wang<sup>b,c</sup>, Junwei Zeng<sup>b,c</sup>, Fenglong Lin<sup>\*b,c,d</sup>, Lijun Song<sup>\*b,c,d</sup>




Fig. S4 EDS mapping of PA66-7 (a), (b) (C), (c) (O), (d) (Al), (e) (P) and (f) (Eu) elements in PA66-7.




Fig. S5 EDS mapping of PA66-5 (a), (b) (O), (c) (Al), and (d) (P) elements in PA66-5.

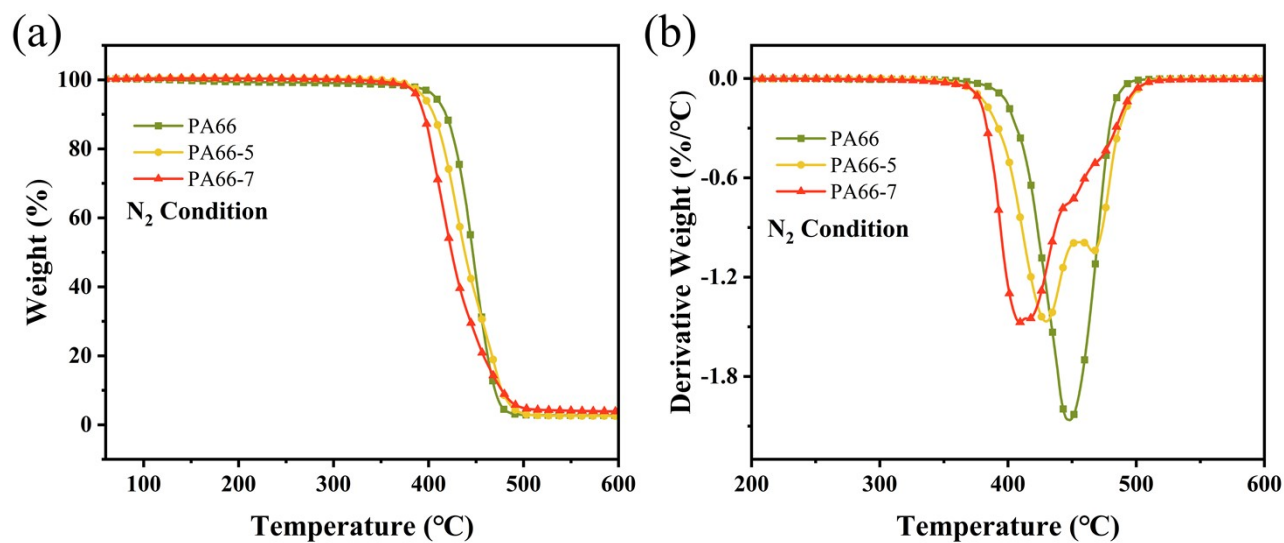


Fig. S6 (a) TG and (b) DTG curves of PA66 and PA66 composites under N<sub>2</sub> atmosphere.

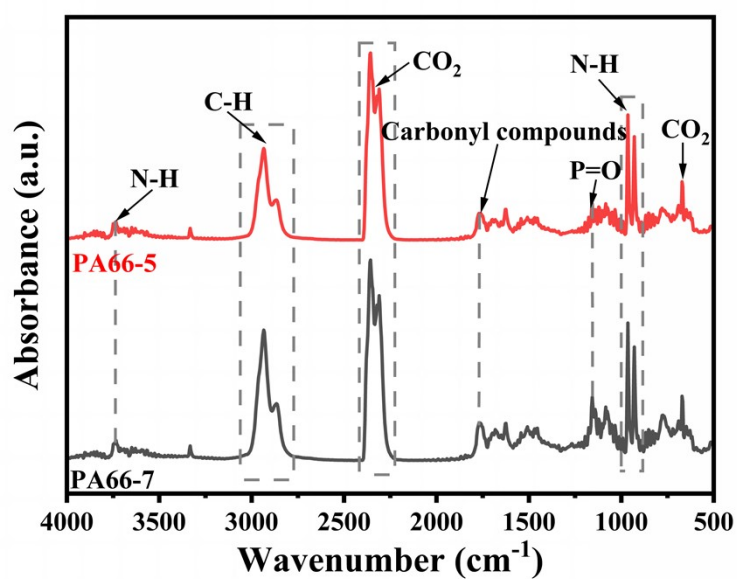


Fig. S7 Comparison of FTIR spectra of PA66-5 and PA66-7 at T<sub>max</sub>.




Fig. S8 EDS mapping image of the cross-section of PA66-7.