

Support Information for:

Electrical Double-Layer based Wearable Tensile and Pressure Sensors: Optimizing Materials and Architecture for Improved Sensing Response

I.R.Silva ^a, N. Pereira ^{a,*}, N. Perinka^b, D. M. Correia^c, S. Lanceros-Méndez ^{a,b,d,*}

^a Physics Centre of Minho and Porto Universities (CF-UM-UP) and Laboratory of Physics for Materials and Emergent Technologies (LapMET), University of Minho 4710-057 Braga, Portugal

^b BCMaterials, Basque Center for Materials, Applications and Nanostructures, UPV/EHU Science Park, 48940 Leioa, Spain

^c Centre of Chemistry, University of Minho, 4710-057 Braga, Portugal

^d Ikerbasque, Basque Foundation for Science, 48009 Bilbao, Spain

* Corresponding Authors




Figure S 1 a) TPU/40IL, b) TPU/60IL after 24 hours.




Figure S 2 a) Neoprene filled with 40% IL scaffold under stretching, with detail of the TPU/ IL stretching and continuity breaks.

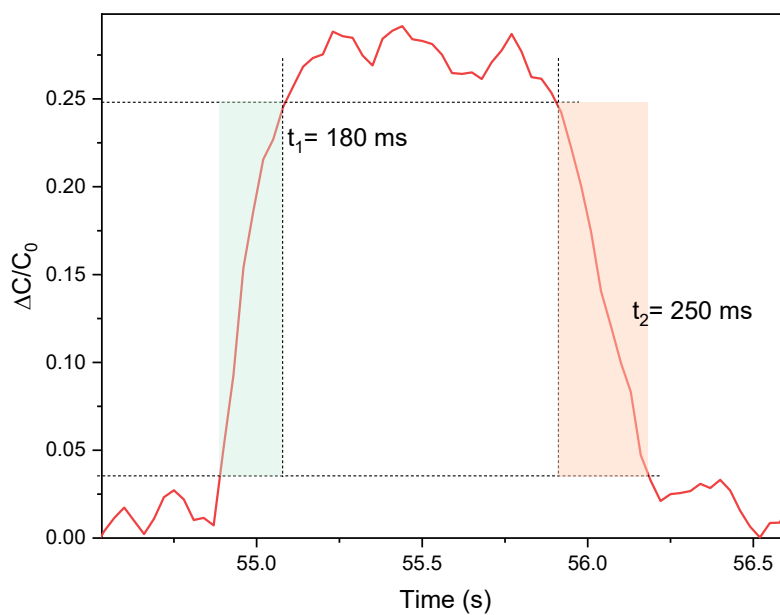


Figure S3 Dynamic response of the IL/TPU sensor to a strain pulse (t_1) response (t_2) recovery times.

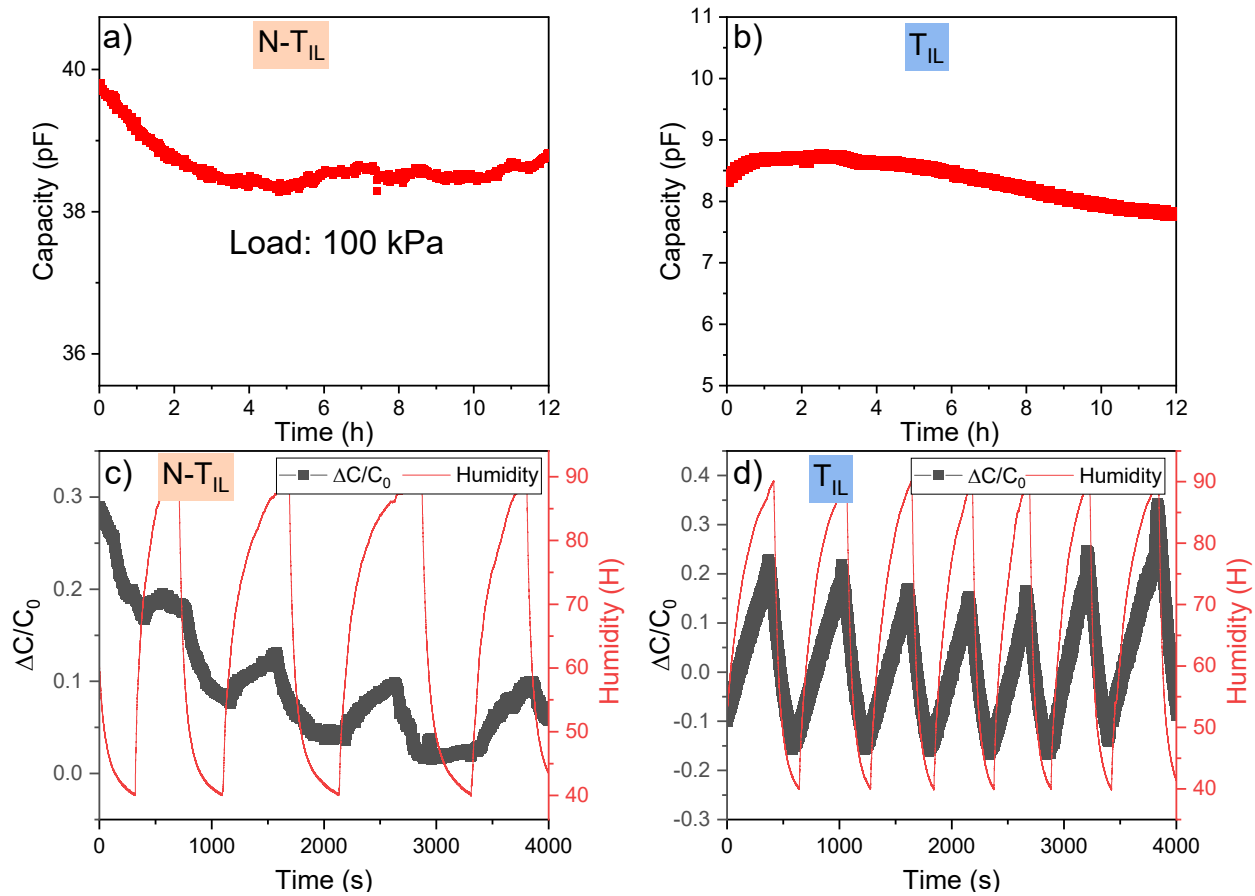


Figure S4. a) $N-T_{IL}$ stability under a load of 100kPa for 12h, b) T_{IL} stability for 12 h at 60 %RH. c) Humidity-dependent stability tests in the range of 40 to 90 %RH for c) $N-T_{IL}$, d) T_{IL} samples.