

Supporting Information

A flexible pressure sensor based on PVA/TA/CNT organogel for deep learning powered human gesture recognition

Hanfei Zhu,^{a,c} Liang Xu,^{a,c} Xinqing Sun,^{a,c} Jun Liu,^{*a,c} Peng Pan^{*b} and Zhengchun Yang^b

a. School of Electrical Engineering and Automation, Tianjin University of Technology, Tianjin 300384, China

b. School of Integrated Circuit Science and Engineering, Advanced Materials and Printed Electronics Center, Tianjin Key Laboratory of Film Electronic & Communication Devices, Tianjin University of Technology, Tianjin 300384, China

c. Tianjin Key Laboratory of New Energy Power Conversion, Transmission and Intelligent Control, Tianjin University of Technology, Tianjin 300384 China

Corresponding authors:

*E-mail: cloudlj@163.com; panpeny@163.com



Fig S1 PVA/TA organogel before and after being inverted for 48h.




Fig S2 FESEM images showing the surface morphology of PVA/TA/CNT organogel at various magnifications.




Fig S3 FESEM images showing the surface morphology of PVA/TA/CNT organogel in the stretched state at various magnifications.




Fig S4 FESEM images showing the cross-section of PVA/GLE organogel at various magnifications.

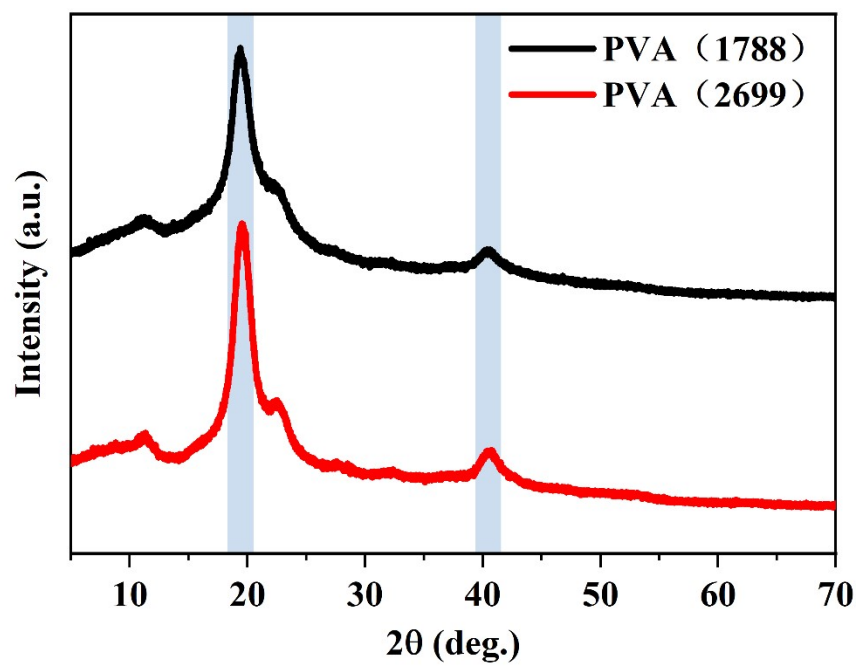


Fig S5 Powder XRD pattern of pure PVA (1788,2699) powder.



Fig S6 Schematic illustration of the flexible pressure sensor worn on the wrist.




Fig S7 Photograph of the acquisition circuit and the flexible pressure sensor.

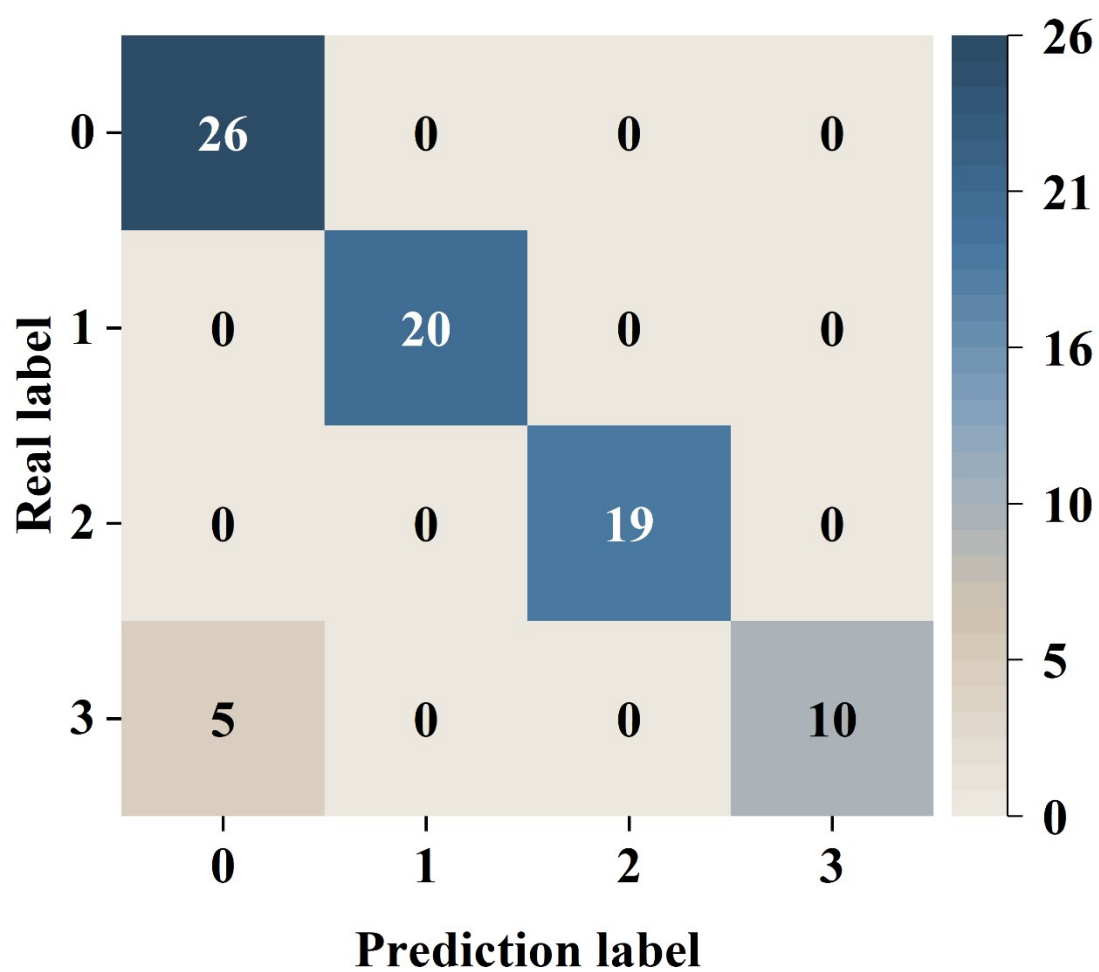


Fig S8 Confusion matrix with CNN.

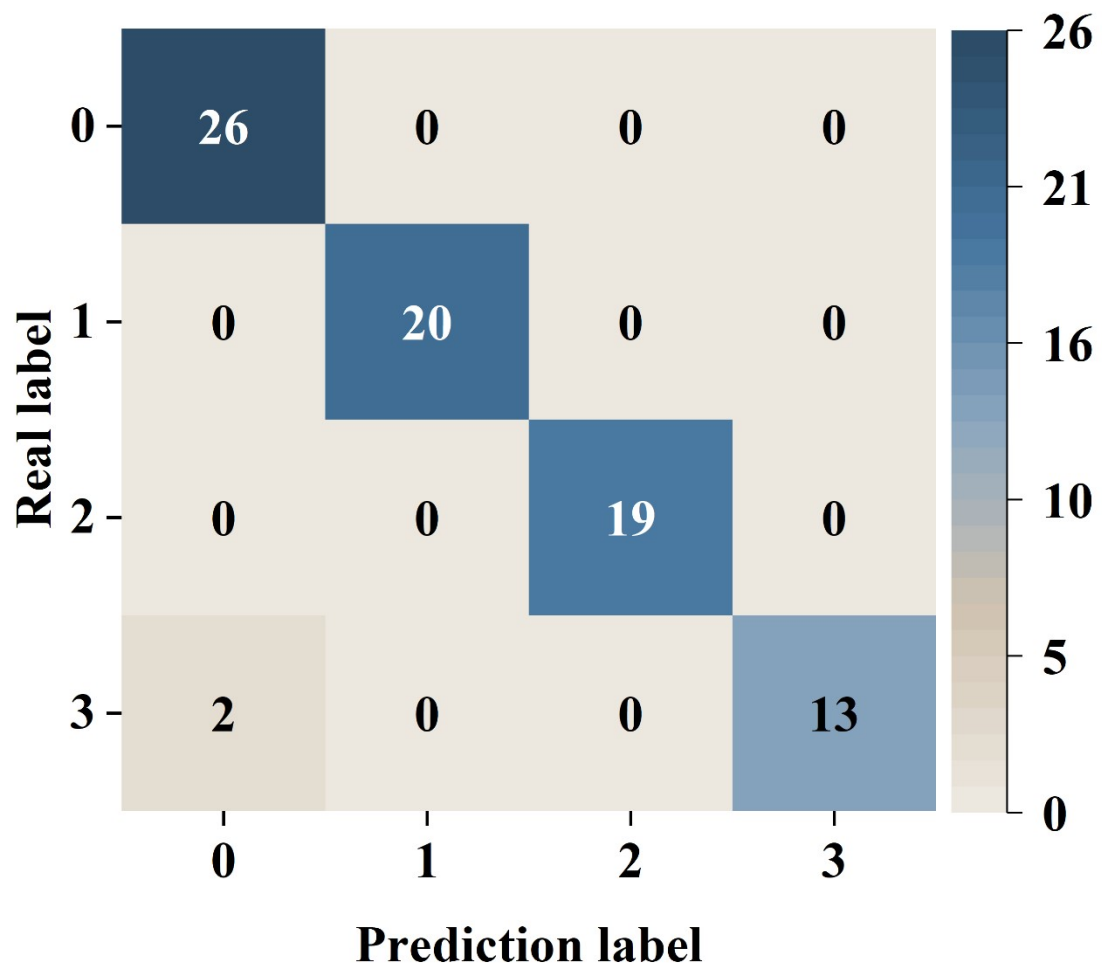


Fig S9 Confusion matrix with MLP.