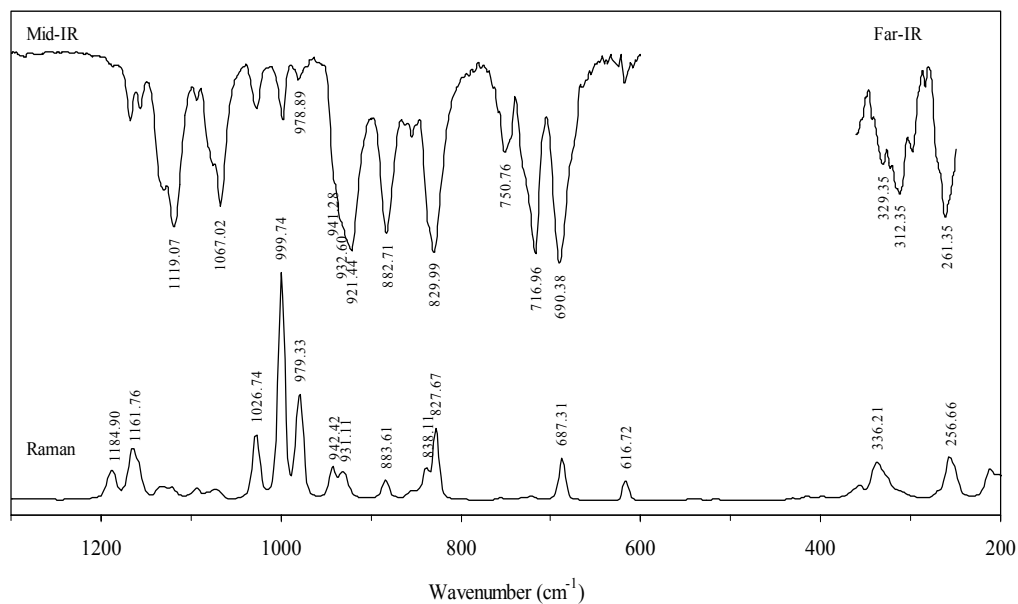
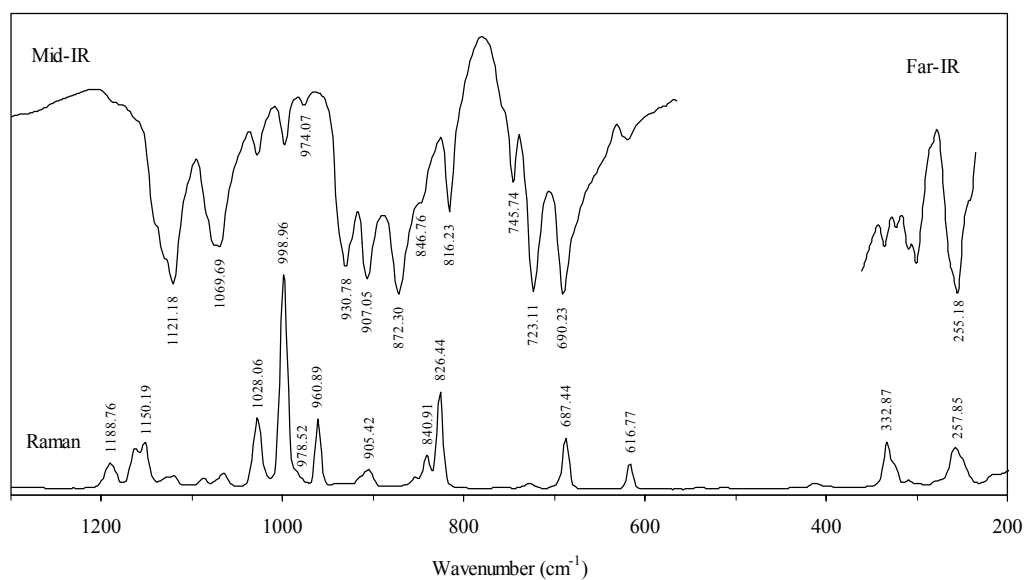


Supporting data

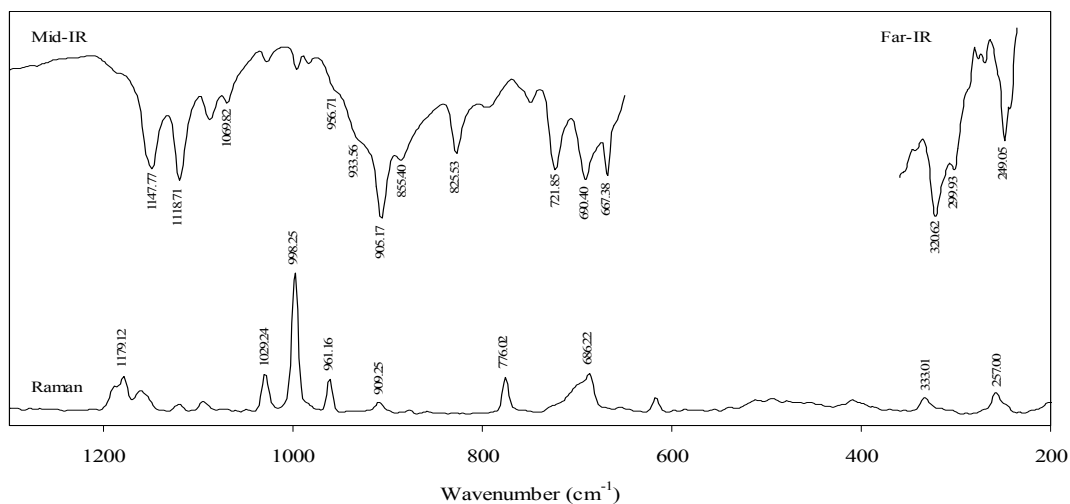
Mid- and far-infrared ATR (in transmittance) and Raman (absorption) spectra of crystalline $[\text{UO}_2(\text{ReO}_4)_2(\text{TPPO})_3]$ (1)



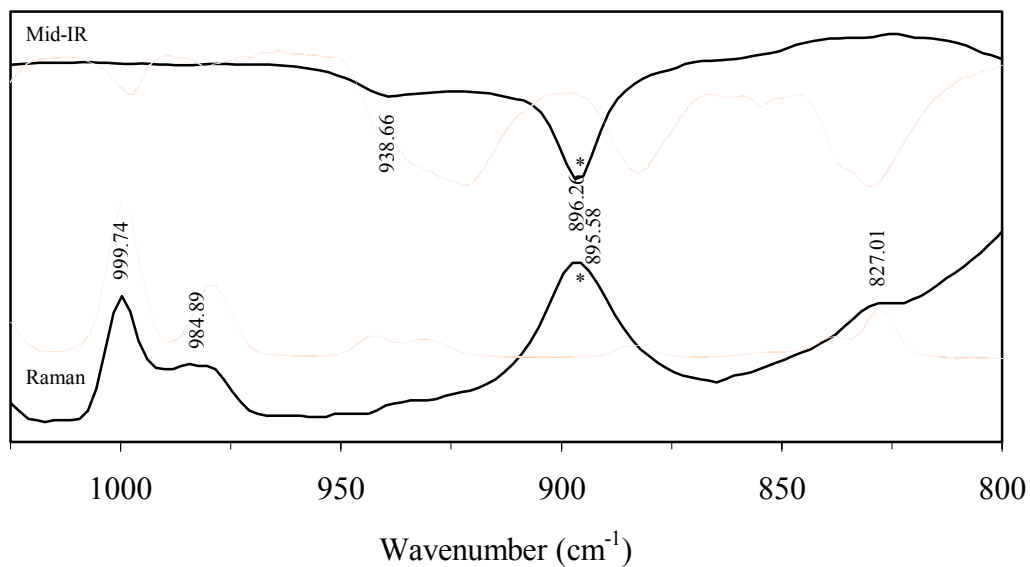
Mid- and far-infrared ATR (in transmittance) and Raman (absorption) spectra of crystalline $[\{(\text{UO}_2)(\text{TPPO})_3\}_2(\mu\text{-O}_2)][(\text{ReO}_4)_2]$ (2)



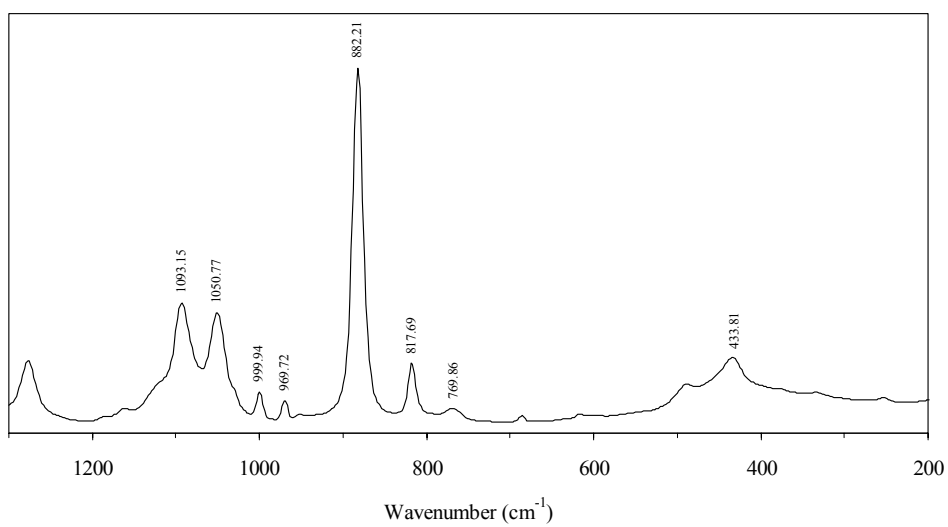
Mid- and far-infrared ATR (transmittance) spectra and Raman (absorption) spectrum of crystalline $[\text{NpO}_2(\text{TPPO})_4][\text{ReO}_4]$ (3)



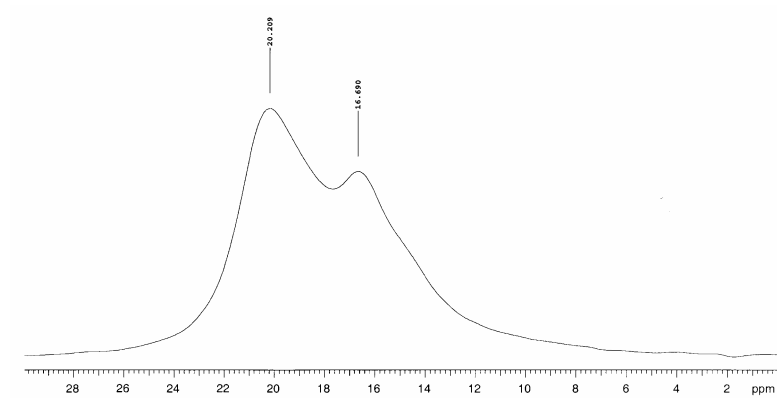
Mid-infrared ATR (in transmission) and Raman (absorption) spectra of $[\text{UO}_2(\text{ReO}_4)_2(\text{TPPO})_3]$ (1)
solid line = solution Dashed line = solid * = CD_2Cl_2 solvent



Raman (absorption) spectrum of an ethanolic solution of $\{\text{NpO}_2\}^+/\text{[ReO}_4\text{]}^-/\text{TPPO}$ (1:1:4 stoichiometry)



Solid state ^{31}P CPMAS NMR spectrum (121 MHz) at 298 K for powdered $[\text{UO}_2(\text{ReO}_4)_2(\text{TPPO})_3]$ (**1**)



Supplementary Material (ESI) for Dalton Transactions
This journal is © The Royal Society of Chemistry 2003

Solution state variable temperature (183-273 K) ^{31}P NMR spectrum (162 MHz) for $[\text{UO}_2(\text{ReO}_4)_2(\text{TPPO})_3]$ (**1**) in CD_2Cl_2

