

Structural Characterization of Mono-Ruthenium Substituted Keggin-type Silicotungstates[¶]

Masahiro Sadakane,^{a*} Daisuke Tsukuma,^a Michael H. Dickmann,^b Ulrich Kortz,^b Michio Higashijima,^c and Wataru Ueda^a

^a Catalysis Research Center, Hokkaido University, N-21, W-10, Sapporo, 001-0021, Japan
sadakane@cat.hokudai.ac.jp

^b School of Engineering and Science, International University of Bremen, P. O. Box 750561, 28725 Bremen, Germany.

^c Mitsubishi Chemical Co., 1 Toho-cho, Yokkaichi, 510-8530, Mie, Japan

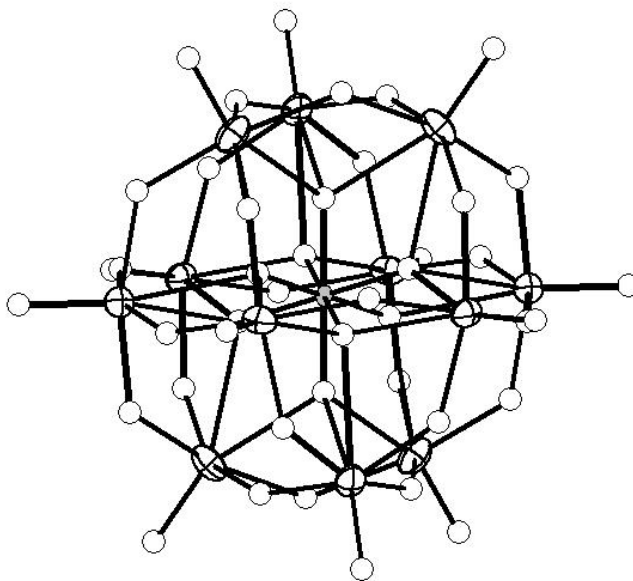


Figure S1. Disordered Keggin structure found in crystal of **1**.

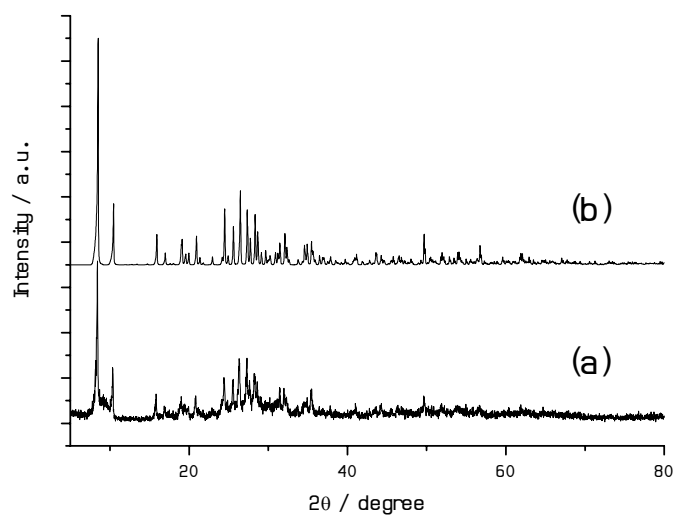


Figure S2. Experimental powder XRD pattern of prepared **1** (a) and simulated pattern using the single crystal structural data (b).

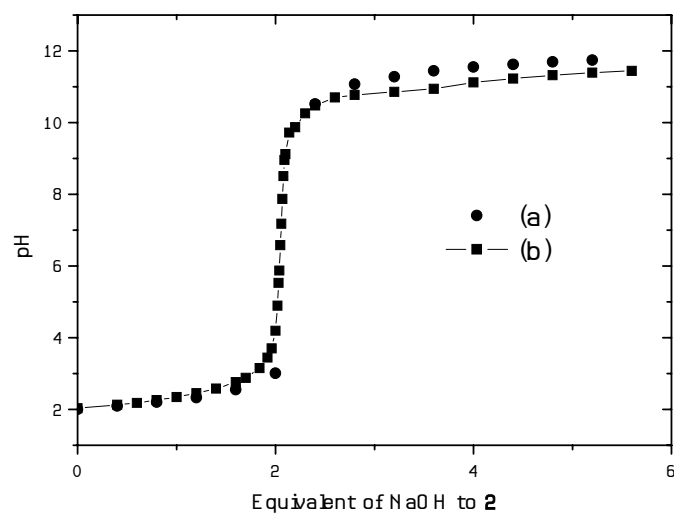


Figure S3. Titration of **2** with NaOH (a) without **2** and (b) 1 mM of **2** in 0.1 M NaClO₄ + 0.01 M HClO₄

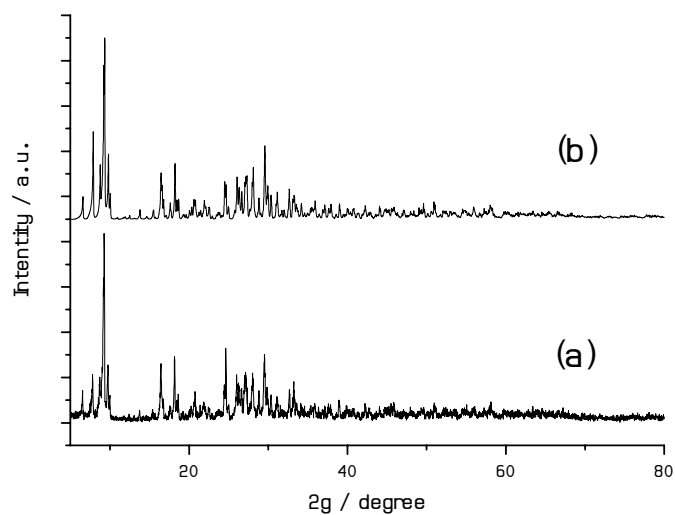


Figure S4. Experimental powder XRD pattern of prepared **2** (a) and simulated pattern using the single crystal structural data (b).