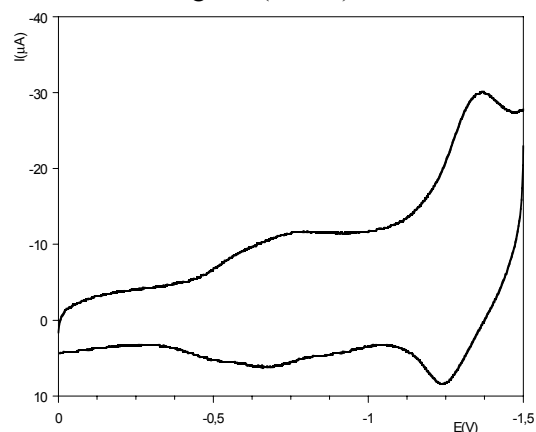
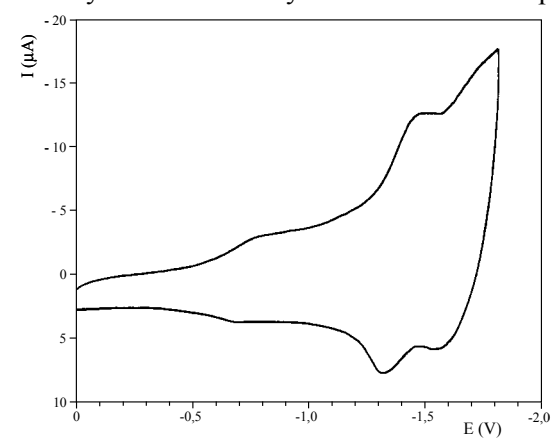


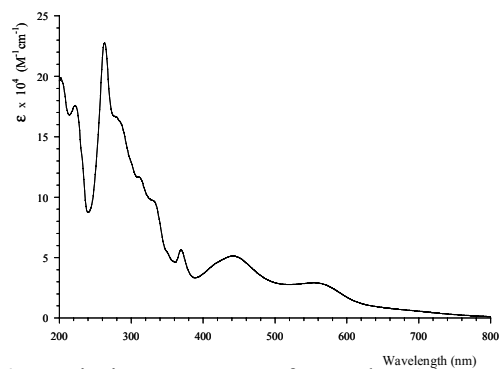
S1 : Cyclic voltammety in reduction of complex **1** in acetonitrile, case 1. Sometimes, the reduction behaviour in Fig. S2 (case 2) is also observed.



S2 : Cyclic voltammety in reduction of complex **1** in acetonitrile, case 2.



S3 : Absorption spectrum of complex **1** in acetonitrile



S4 : Emission spectrum of complex **1** in acetonitrile (excitation at 450 nm)

