

Supporting Information for:

An Alternative Synthesis Method for [Os(NN)(CO)₂X₂] Complexes (X = Cl, Br, I, and NN = 2,2'-bipyridine, 4,4'-dimethyl-2,2'-bipyridine). Electrochemical and Photochemical Properties and Behavior.

Minna Jakonen^a, Pipsa Hirva^a, Matti Haukka^{a*}, Sylvie Chardon-Noblat^{b*},
Frédéric Lafalet^b, Jérôme Chauvin^b, Alain Deronzier^b

- a* Department of Chemistry, University of Joensuu, Department of Chemistry, P.O. Box 111, FIN-80101, Joensuu, Finland, FAX +358-13-251 3390, E-mail: matti.haukka@joensuu.fi
- b* Chimie Inorganique Rédox: Biomimétismes et Nanostructures, Département de Chimie Moléculaire UMR-5250 - ICMG FR-2607, CNRS - Université Joseph Fourier, BP-53, 38041 GRENOBLE, Cedex 9, France, FAX +33 (0)4 76 51 42 67, E-Mail: sylvie.chardon@ujf-grenoble.fr

Figures S1-S3: Thermal ellipsoid plots (at 50 % probability level) of structures **1**, **1B**, and **4**.

Figure S4: The EDS-spectrum of Os-rich side product formed in the first step of the synthesis.

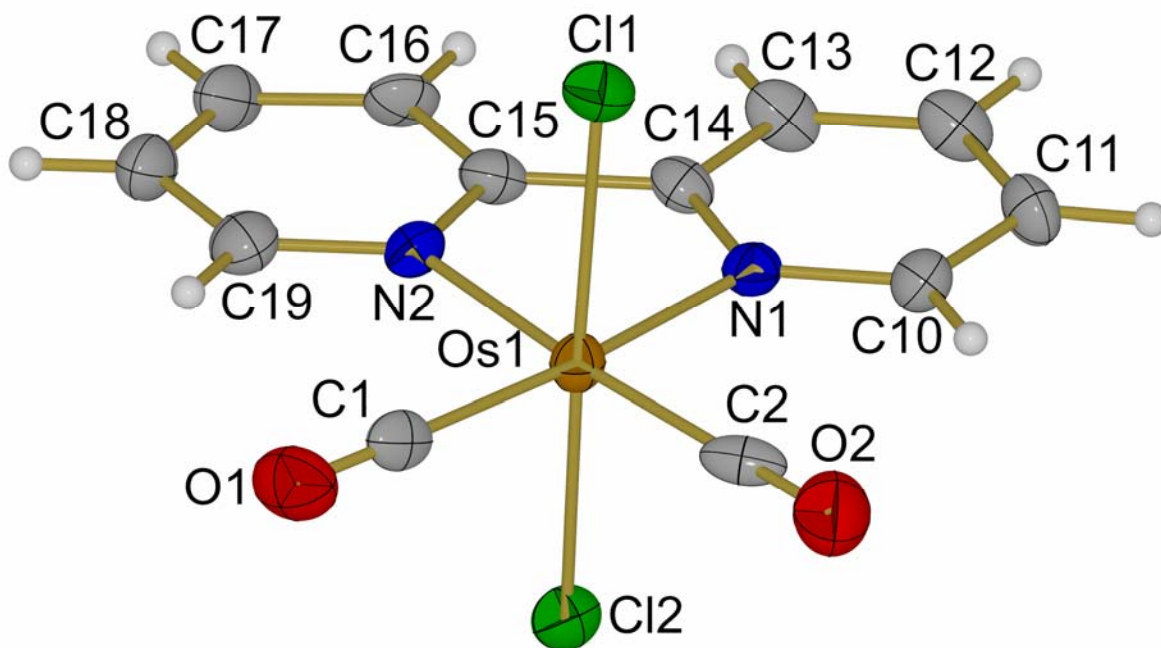


FIGURE S1: Thermal ellipsoid plots (at 50 % probability level) of *trans*-(Cl)-[OsCl₂(bpy)(CO)₂] (**1**) (in space group Pn).

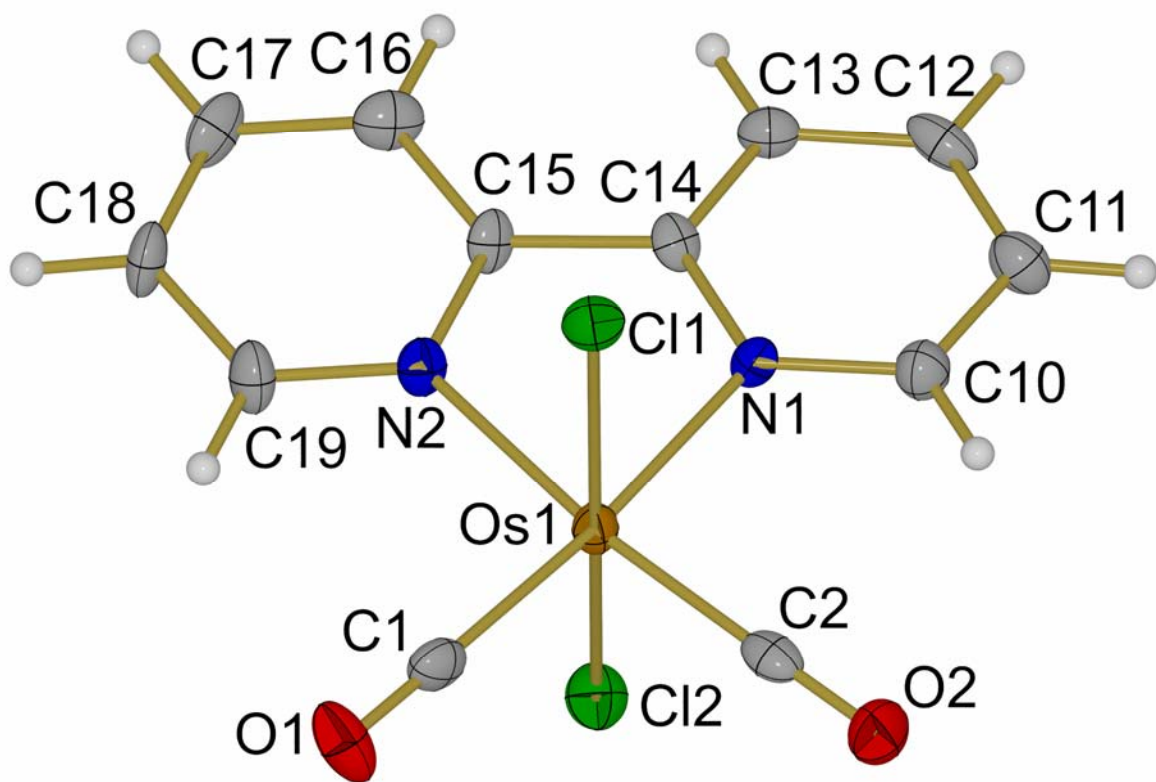


FIGURE S2: Thermal ellipsoid plots (at 50 % probability level) of *trans*-(Cl)-[OsCl₂(bpy)(CO)₂] (**1B**) (in space group P2₁/n).

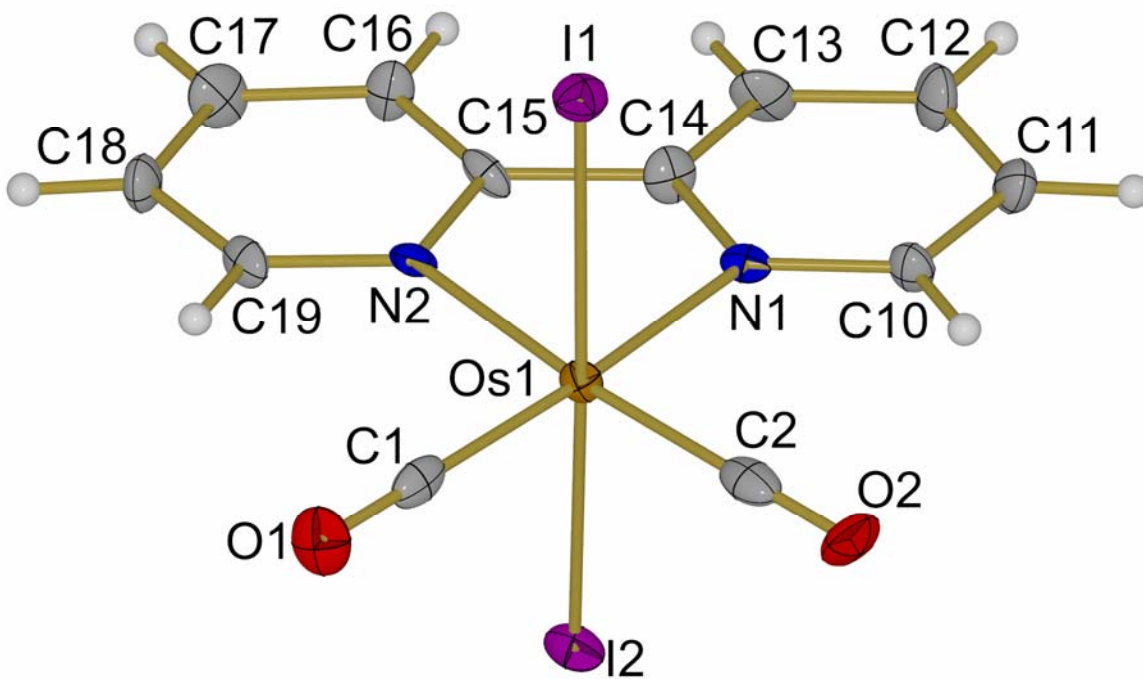


FIGURE S3: Thermal ellipsoid plots (at 50 % probability level) of *trans*-(Cl)-[OsI₂(bpy)(CO)₂] (**4**).

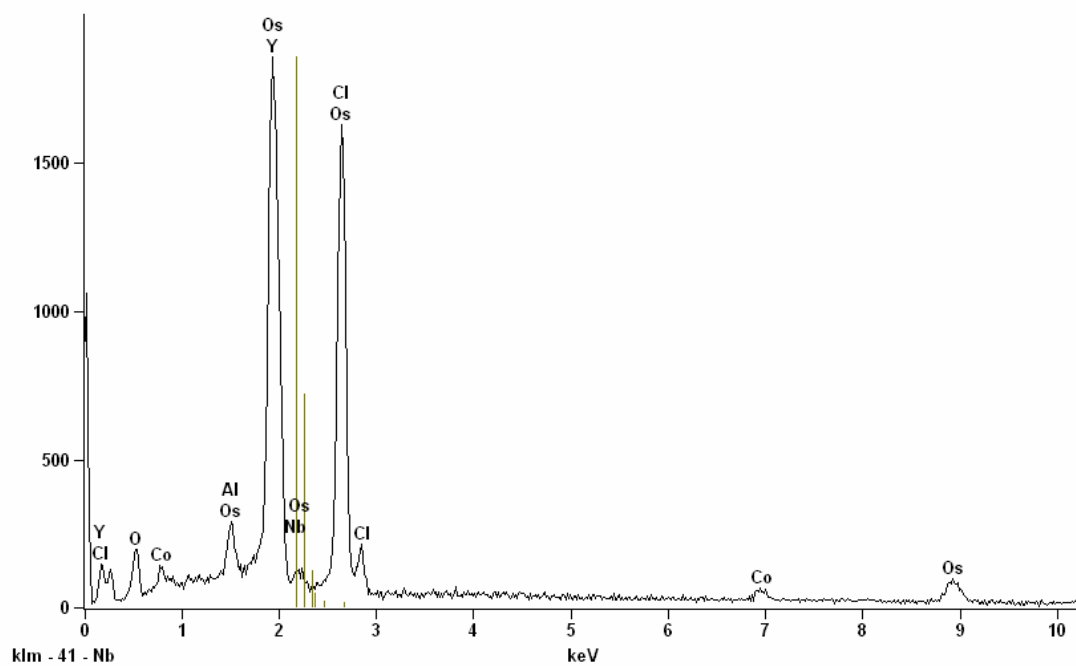


FIGURE S4: The EDS-spectrum of Os-rich side product formed in the first step of the synthesis.