

Supporting Information for:

Synthesis, characterization and reactivity of new complexes of Titanium and Zirconium containing a potential tridentate amidinato-cyclopentadienyl ligand.

Valerio Bertolasi^a, Rita Boaretto^{b,*}, Michele R. Chierotti^c, Roberto Gobetto^c and Silvana Sostero^b

^a Centro di Strutturistica Diffraattometrica, Dipartimento di Chimica, Università di Ferrara, Via Borsari 46, 44100 Ferrara, Italy. Fax: +39-532-240709; Tel: +39 0532 455131; E-mail: valerio.bertolasi@unife.it

^b Dipartimento di Chimica, Università di Ferrara, Via Borsari 46, 44100 Ferrara, Italy. Fax: +39-532-240709; Tel: +39 0532 455755; E-mail: rita.boaretto@unife.it

^c Dipartimento di Chimica IFM, Università di Torino, Via P. Giuria 7, 101256 Torino, Italy. Fax: +39 011 6707855; Tel: +39 011 6707523; E-mail: roberto.gobetto@unito.it

Electronic Supplementary Information (ESI) available: ORTEP views of compounds **2b** (**Fig.5a**, **Fig.5b**), **2c** (**Fig.6**) and **2d** (**Fig.7**). Crystallographic data in CIF format and [checkCIF.pdf](#)

Captions for ORTEP views of compounds **2b** (**Fig.5a**, **Fig.5b**), **2c** (**Fig.6**) and **2d** (**Fig.7**).

Fig.5a. ORTEP diagram of the compound **2b** (molecule **1**). The thermal ellipsoids are drawn at the 40% probability level.

Fig.5b. ORTEP diagram of the compound **2b** (molecule **2**). The thermal ellipsoids are drawn at the 40% probability level.

Fig.6. ORTEP diagram of the compound **2c**. The thermal ellipsoids are drawn at the 40% probability level.

Fig.7. ORTEP diagram of the compound **2d**. The thermal ellipsoids are drawn at the 40% probability level.

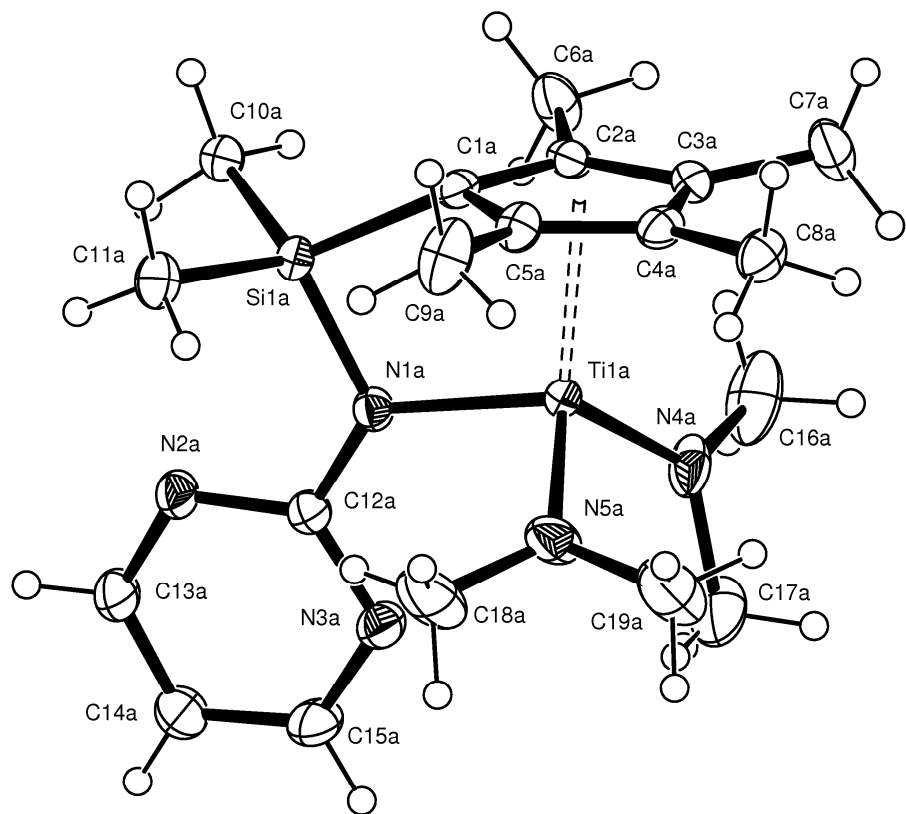


Fig 5a

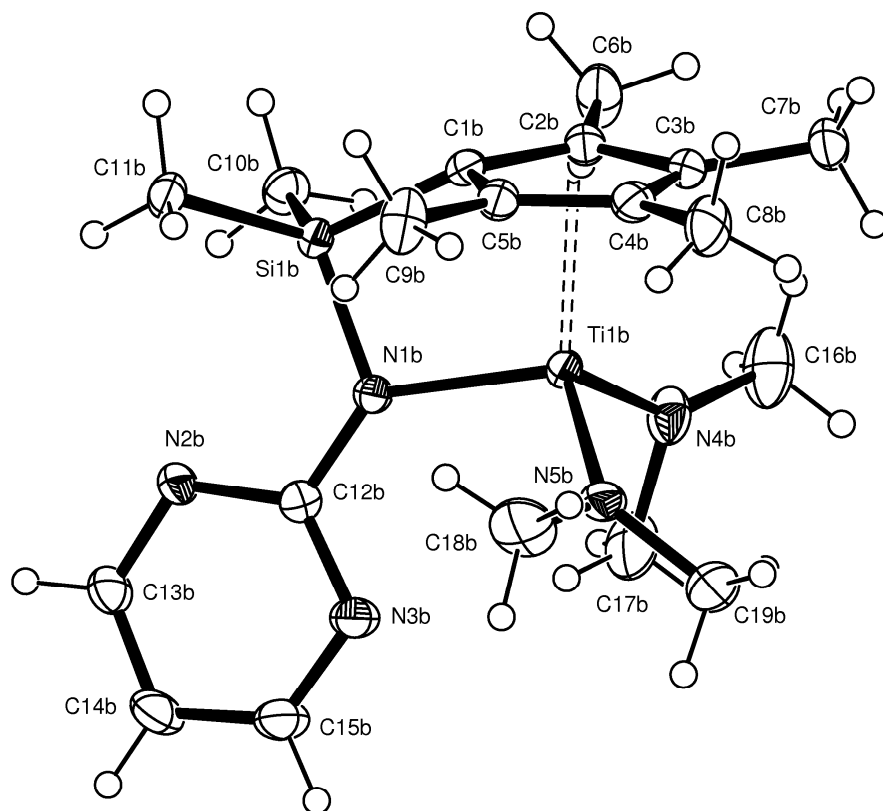


Fig 5b

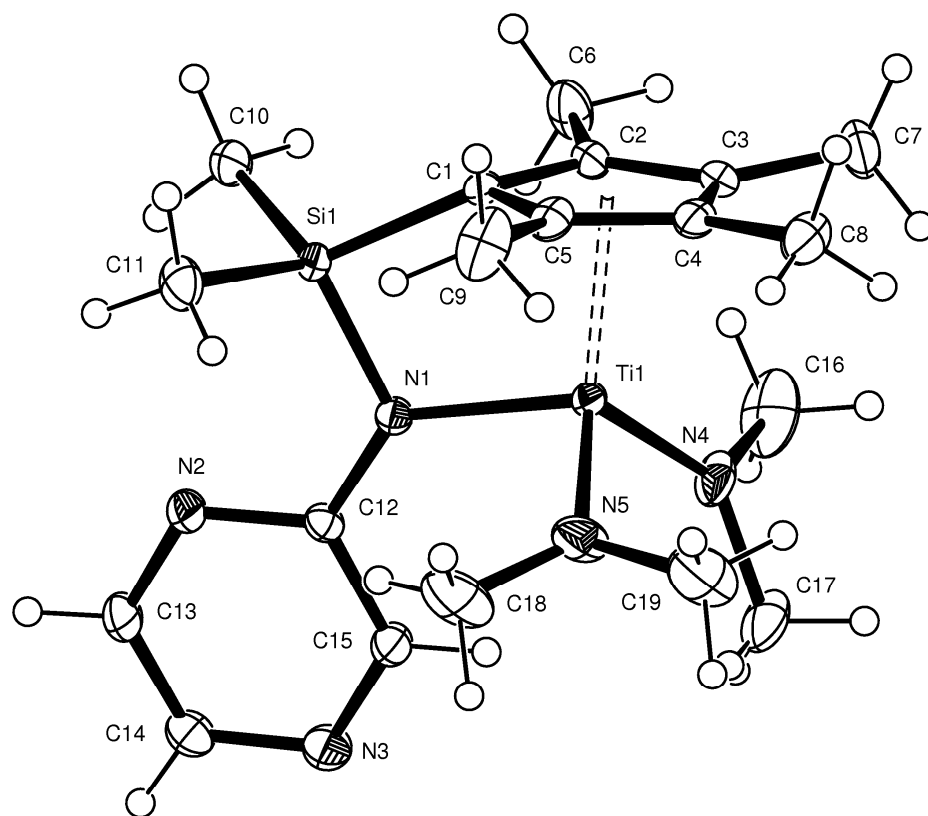


Fig 6

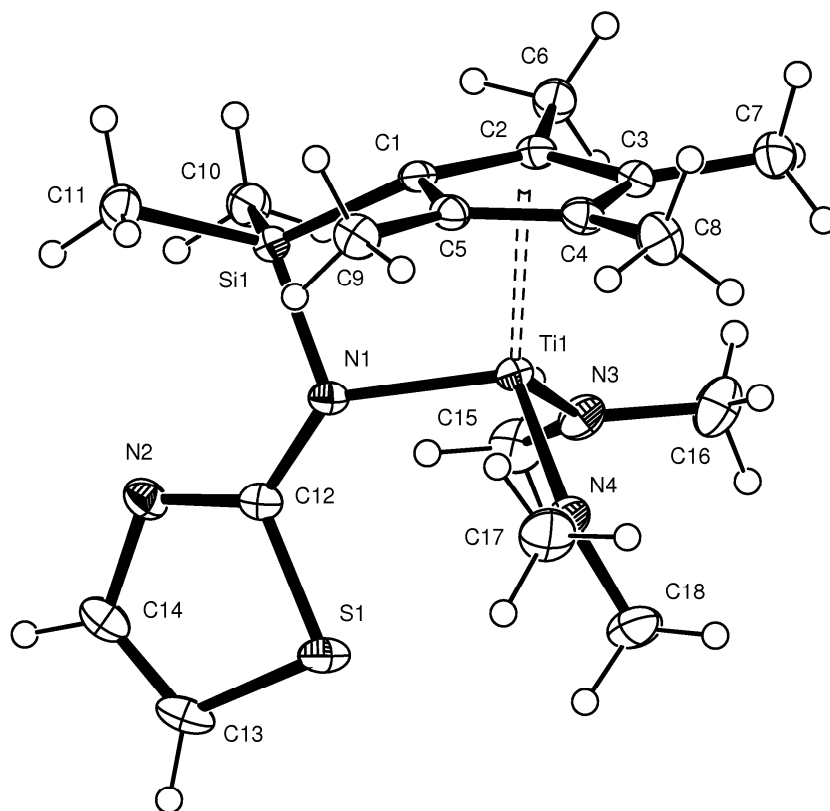


Fig 7