

Imido titanium compounds bearing the 6-dimethylamino-1,4,6-trimethyl-1,4-diazacycloheptane ligand: synthesis, structures, solution dynamics and ethylene polymerisation capability

Gregory J. Hayday, Chao Wang, Nicholas H. Rees and Philip Mountford*

Supporting information

Figure S1. ^1H NMR spectrum of $\text{Ti}(\text{N}-2,6\text{-C}_6\text{H}_3^i\text{Pr}_2)(\text{Me}_4\text{DACH})\text{Cl}_2$ (**3**) at 243K.

Figures S2 and S3. Plots of molecular weight distributions determined by GPC for the polyethylenes produced by $\text{Ti}(\text{NR})(\text{Me}_4\text{DACH})\text{Cl}_2$ ($\text{R} = ^t\text{Bu}$ (**1**), 2,6- $\text{C}_6\text{H}_3^i\text{Pr}_2$ (**3**), 2- $\text{C}_6\text{H}_4^t\text{Bu}$ (**4**) and 2- $\text{C}_6\text{H}_4\text{CF}_3$ (**5**)).

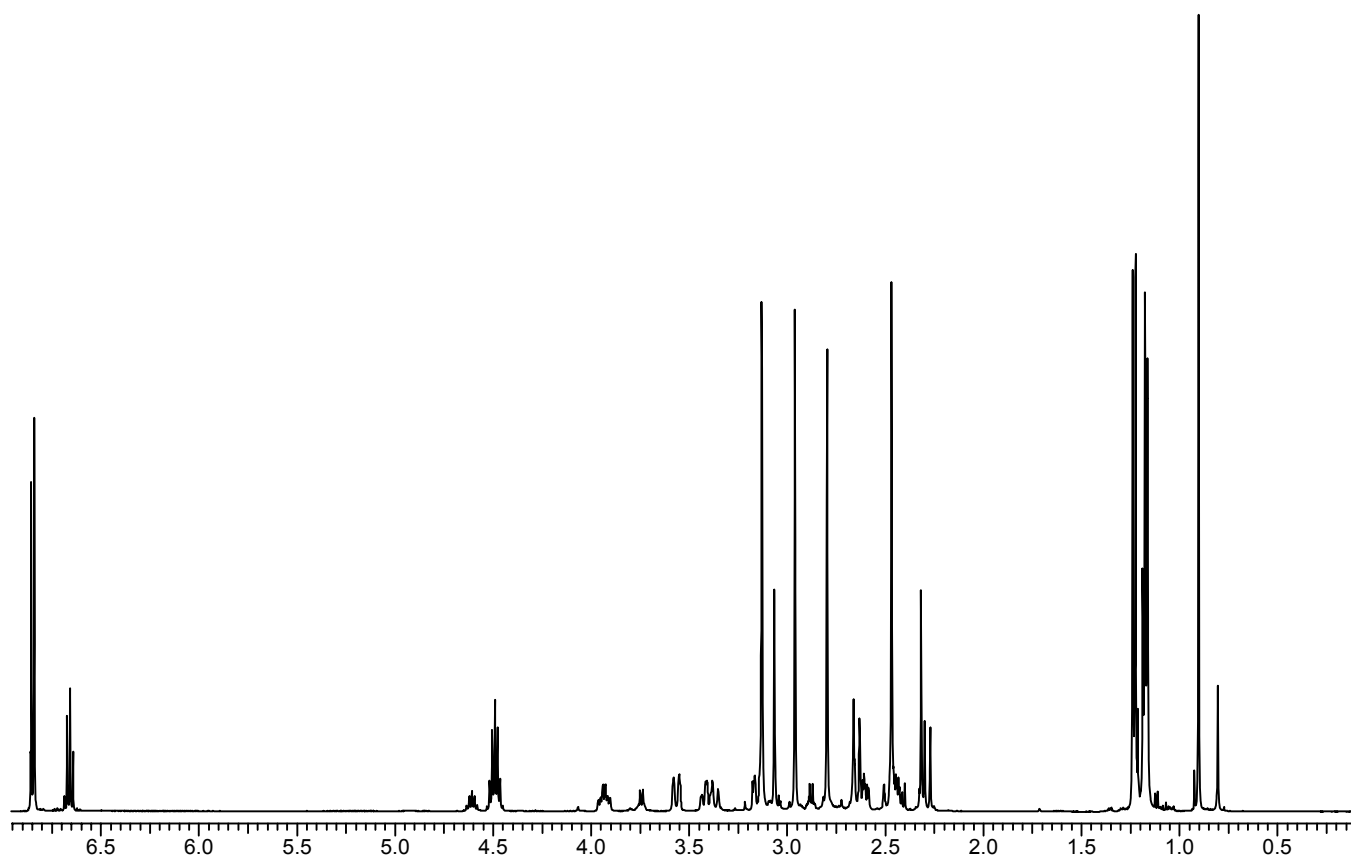


Figure S1. The ^1H NMR spectrum of $\text{Ti}(\text{N-2,6-C}_6\text{H}_3^i\text{Pr}_2)_2\text{Cl}_2(\text{Me}_4\text{DACH})$ (**3**) (499.9 MHz, CD_2Cl_2 , 243 K).

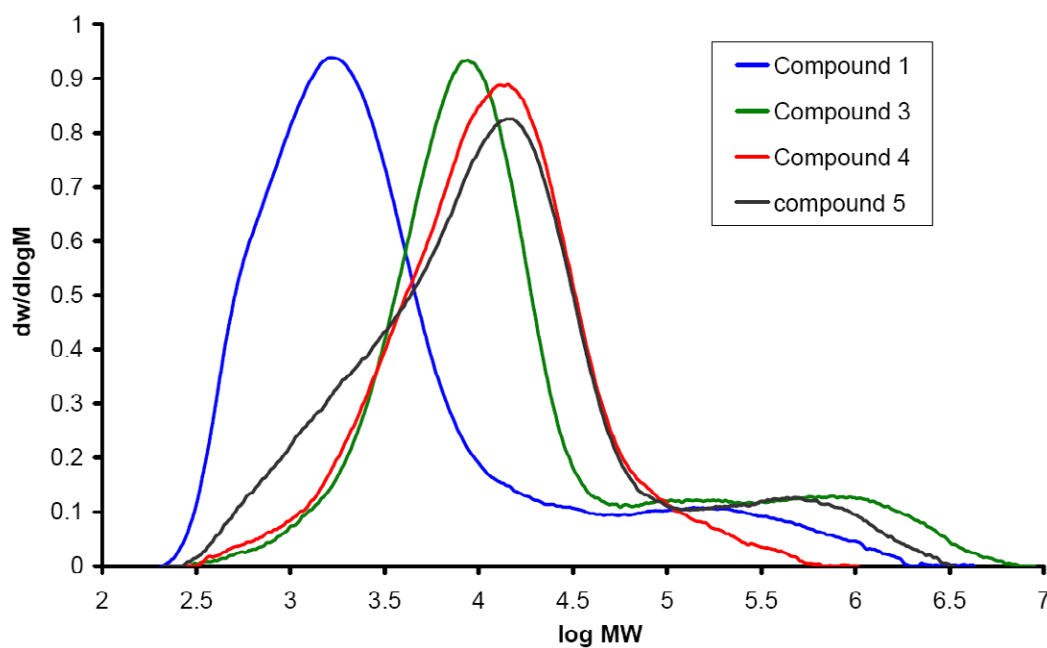


Figure S2. Plots of molecular weight distributions determined by GPC for the polyethylenes produced by **1**, **3**, **4** and **5** using solution (as-supplied) MAO.

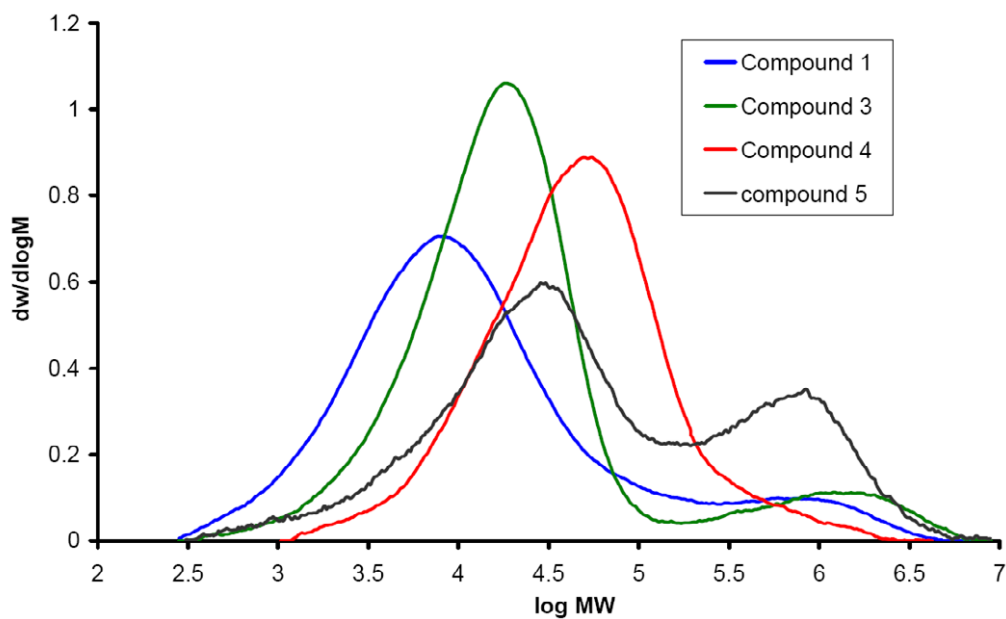


Figure S3. Plots of molecular weight distributions determined by GPC for the polyethylenes produced by **1**, **3**, **4** and **5** using dried MAO.