

Electronic Supporting Information (ESI)

**Carbonyl-Ruthenium Substituted α -Keggin-Tungstosilicate,
[α -SiW₁₁O₃₉Ru^{II}(CO)]⁶⁻: Synthesis, Structure, Redox Studies and Reactivity**

Masahiro Sadakane,^a Yoshifumi Iimuro,^a Daisuke Tsukuma,^a Bassem S. Bassil,^b*

Michael H. Dickman,^b Ulrich Kortz,^b Shen Ye,^{a,c} Wataru Ueda^a

a Catalysis Research Center, Hokkaido University, N-21, W-10, Sapporo, 010-0021,
Japan

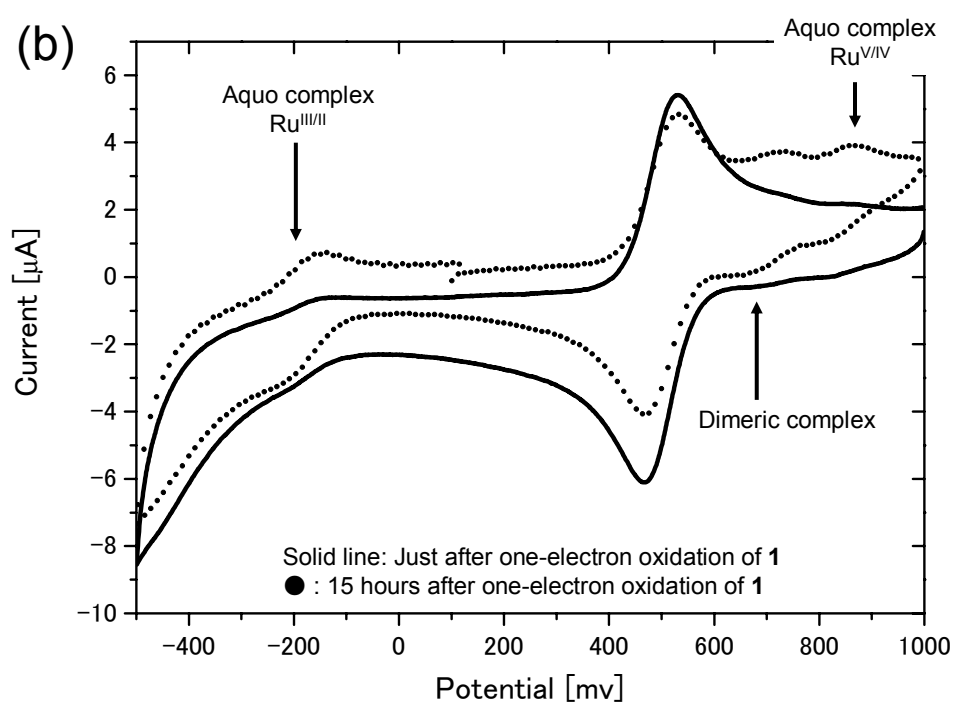
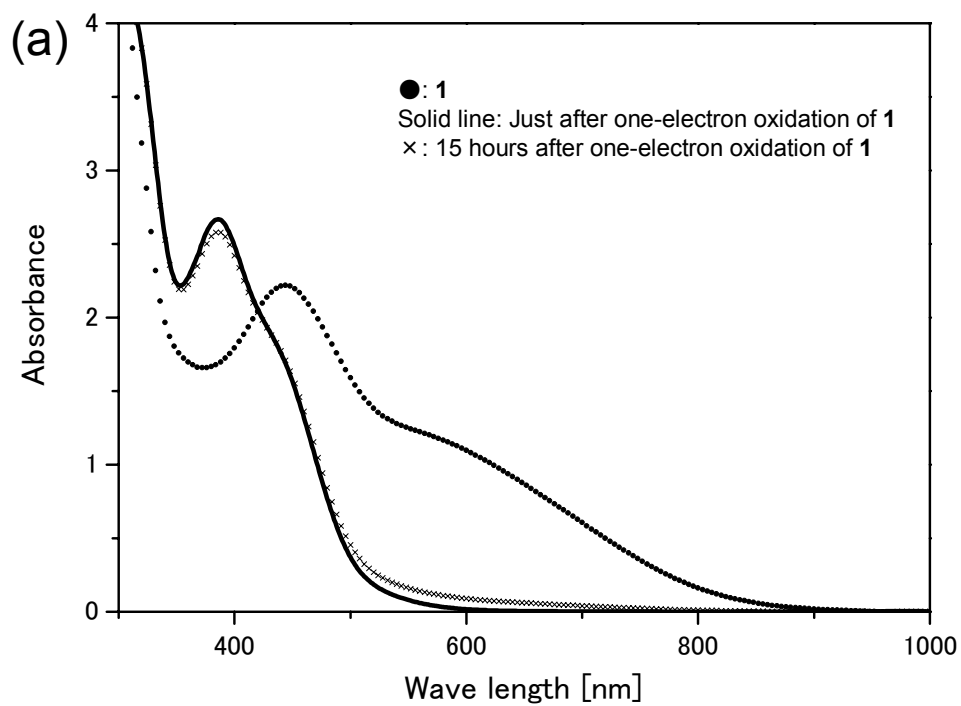
b School of Engineering and Science, Jacobs University, P. O. Box 750561, 28725
Bremen, Germany

c PRESTO, Japan Science and Technology Agency (JST).

sadakane@cat.hokudai.ac.jp

Contents

- Fig. S1 UV-vis and CV of the electrochemically generated [SiW₁₁O₃₉Ru^{III}(CO)]⁵⁻ in phosphate solution (pH 1.8 (a) and (b) and pH 4.5 (c) and (d)).
- Fig. S2 IR spectrum of the isolated solid by adding CsCl to a solution containing [SiW₁₁O₃₉Ru^{III}(CO)]⁵⁻.



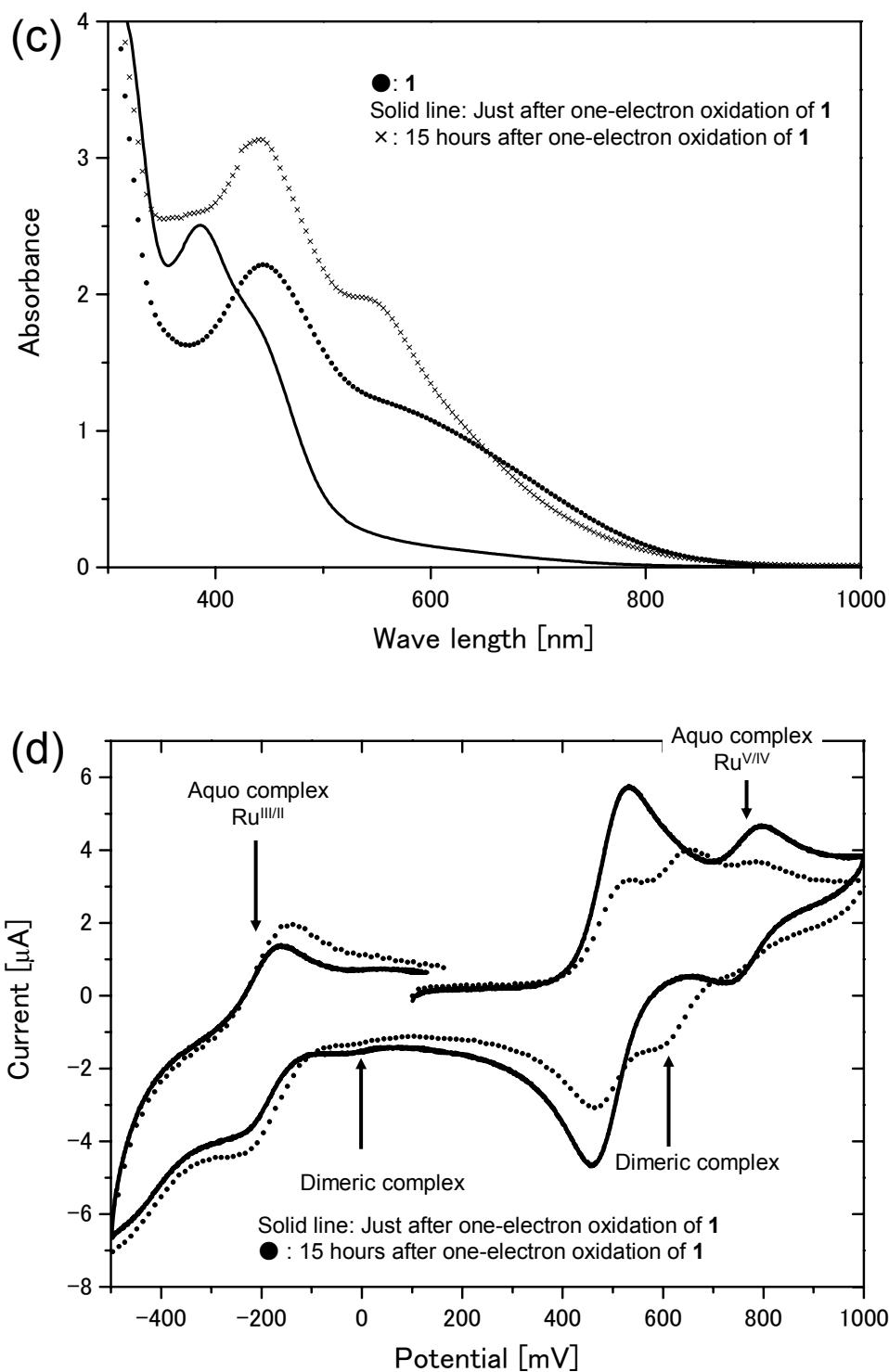


Fig. S1: UV-Vis and CV of the electrochemically generated $[\text{SiW}_{11}\text{O}_{39}\text{Ru}^{\text{III}}(\text{CO})]^{5-}$ in phosphate solution (pH 1.8 (a) and (b), pH 4.5 (c) and (d)).

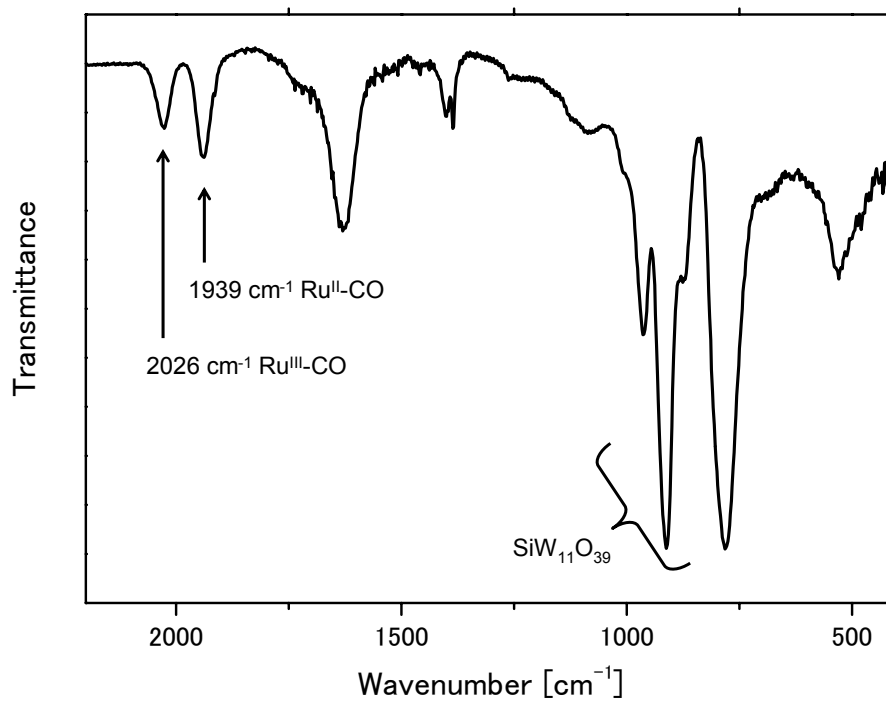


Fig. S2: IR spectrum of isolated solid by adding CsCl to $[\text{SiW}_{11}\text{O}_{39}\text{Ru}^{\text{III}}(\text{CO})]^{5-}$ containing solution.