Electronic Supplementary Information for Dalton Transactions
This journal is © The Royal Society of Chemistry 2010

Responsive, di-metallic lanthanide complexes of a piperazine-bridged bis-macrocyclic ligand: modulation of visible luminescence and proton relaxivity

Michael Andrews, Angelo J. Amoroso, Lindsay P. Harding and Simon J.A. Pope

Additional photophysical data

Figure S1. Examples of fitted single exponential luminescence decays for Eu_2-L1 in H_2O (τ = 0.79 ms; left) and D_2O (τ = 1.45 ms; right)

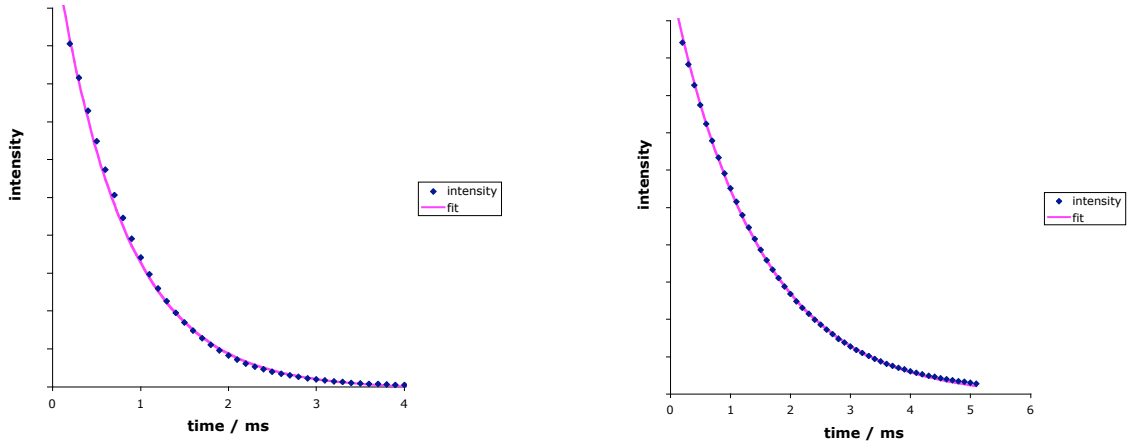

Figure S2. Fluorescence spectrum showing addition of Cu^{II} (0-10 eq) to Gd_2-L1 (λ_{ex} = 277 nm)

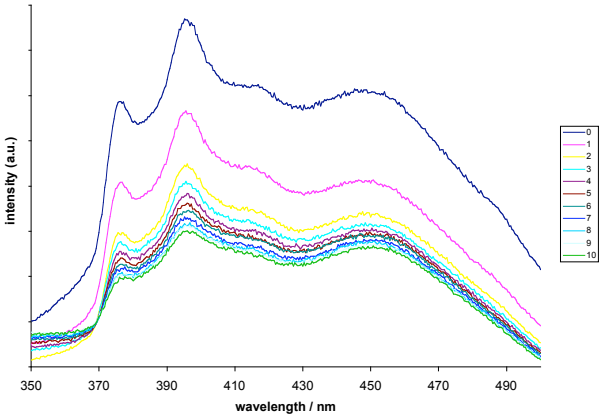

This journal is © The Royal Society of Chemistry 2010

Figure S3. Examples of fitted bi-exponential luminescence decays for Eu_2-L1 in H_2O (left) and D_2O (right) following addition of 10 equivalents of Hg^{II}.

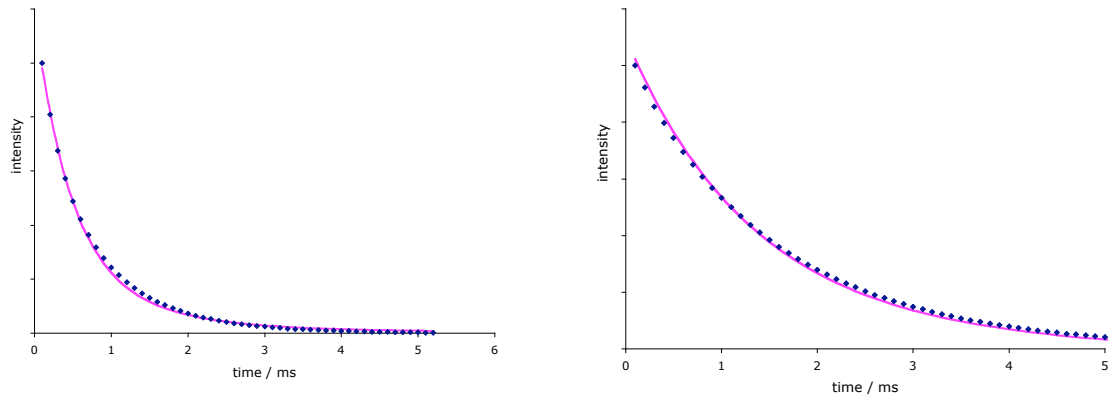
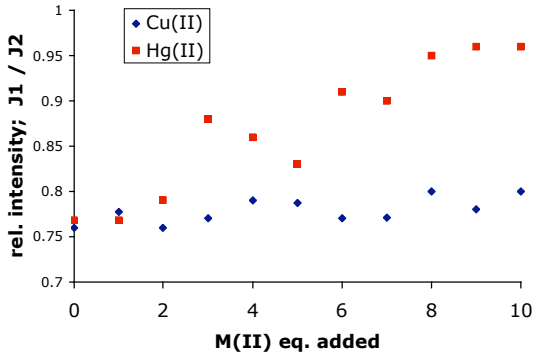
Figure S4. Plot of the ratio of the *J*=1:*J*=2 transitions following addition of metal ion to Eu_2-L1.