

Supplementary material to:

Magnetic Circular Dichroism Spectroscopy on the Cr₈ Antiferromagnetic Ring.

Joris van Slageren,^{a,b*} Stergios Piligkos,^{c,d} Frank Neese,^{c,e}

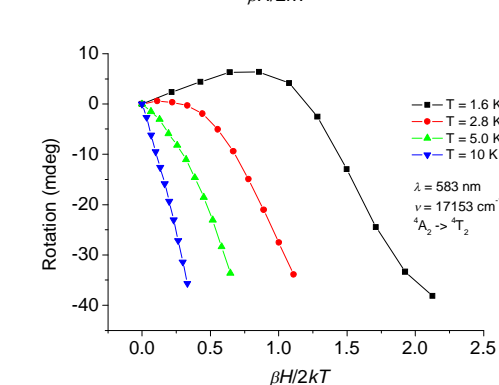
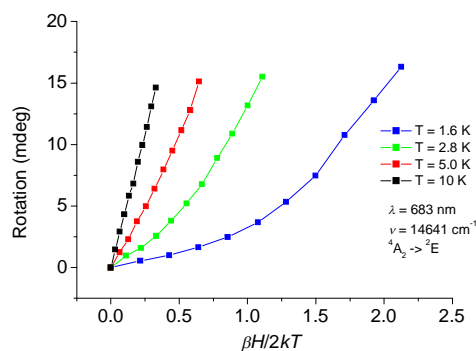
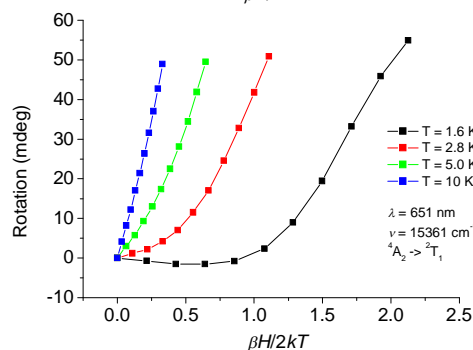
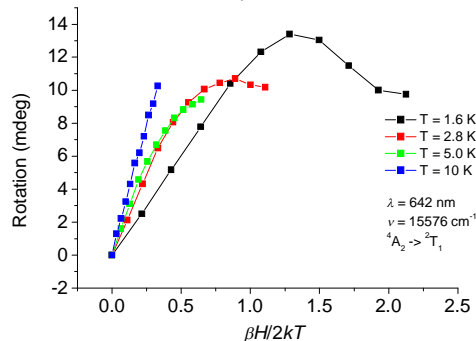
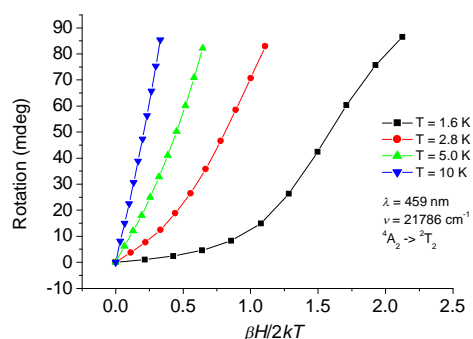
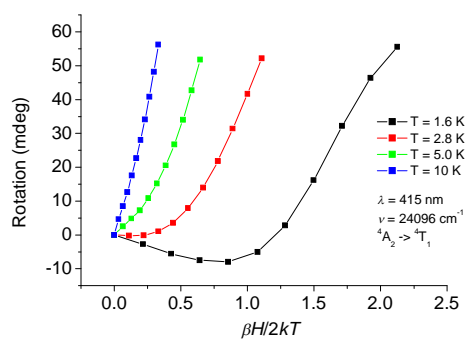
^aSchool of Chemistry, University of Nottingham, Nottingham, NG7 2RD, UK. Tel: 44 115 9513523; E-mail: joris.van.slageren@nottingham.ac.uk.

^b1. Physikalisches Institut, Universität Stuttgart, Pfaffenwaldring 57, D-70550 Stuttgart, Germany.

^cMax-Planck-Institut für Bioorganische Chemie, Stiftstrasse 34-36, D-45470 Mülheim an der Ruhr, Germany.

^dPresent address: Department of Chemistry, University of Copenhagen, Copenhagen 2100, Denmark.

^ePresent address: Institut für Physikalische und Theoretische Chemie, Universität Bonn, D-53115 Bonn, Germany.



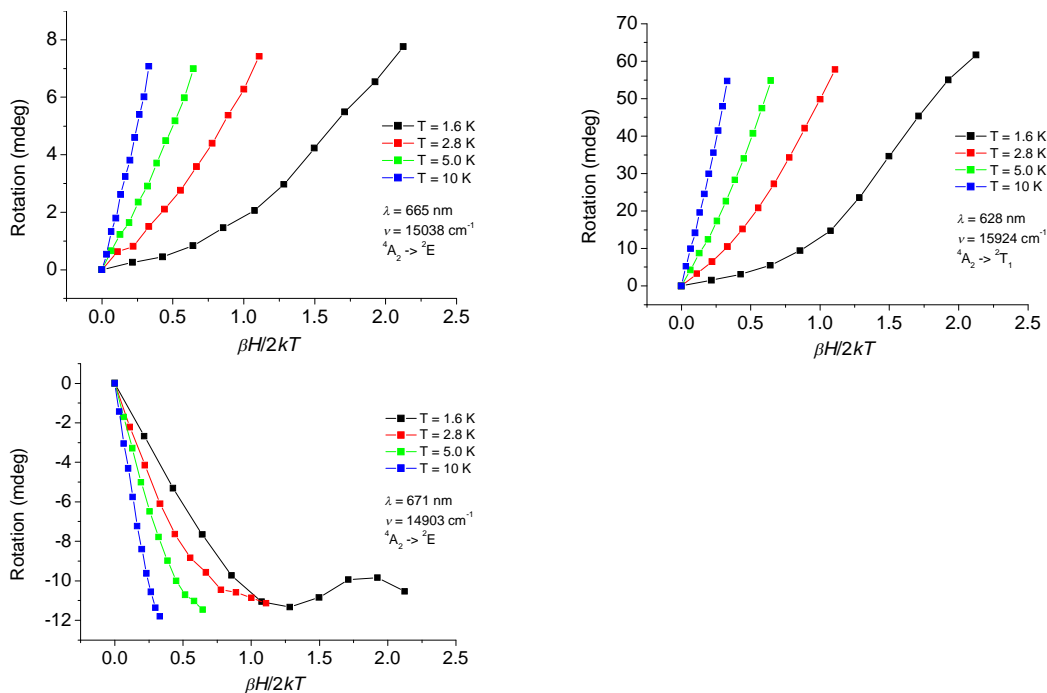


Figure S1. Corrected MCD intensity as a function of the field-temperature ratio at nine different wavelengths

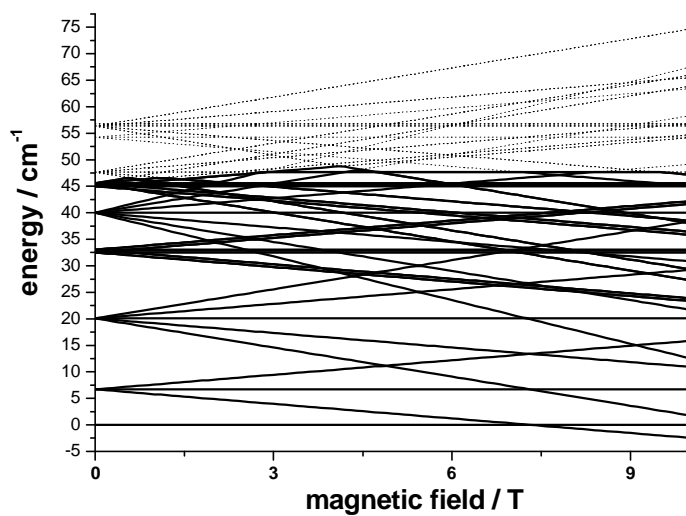


Figure S2 Field dependence of the eigenvalues of the 71 lowest lying eigenstates of Cr8 determined for $J = -6 \text{ cm}^{-1}$ ($-2J$) and $g = 1.96$.