

## Synthesis, Magnetic and Photomagnetic Study of New Iron(II) Spin-Crossover Complexes with N<sub>4</sub>O<sub>2</sub> Coordination Sphere

Li Zhang,<sup>a,c</sup> Guan-Cheng Xu,<sup>a</sup> Hong-Bin Xu,<sup>a</sup> Valeriu Mereacre,<sup>b</sup> Zhe-Ming Wang,<sup>a</sup>  
Annie K. Powell,<sup>b</sup> \* Song Gao<sup>a,\*</sup>

<sup>a</sup> *Beijing National Laboratory for Molecular Sciences, State Key Laboratory of Rare Earth Materials Chemistry and Applications, College of Chemistry and Molecular Engineering, Peking University, Beijing 100871, P. R. China*

<sup>b</sup> *Institut für Anorganische Chemie der Universität Karlsruhe, Karlsruhe Institute of Technology, Engesserstr. 15, D-76131 Karlsruhe, Germany*

<sup>c</sup> *Institute of Applied Chemistry, Xinjiang University, Urumqi 830046, P. R. China*

\* To whom correspondence should be addressed.

E-mail: [gaosong@pku.edu.cn](mailto:gaosong@pku.edu.cn); [powell@ioc.uni-karlsruhe.de](mailto:powell@ioc.uni-karlsruhe.de)

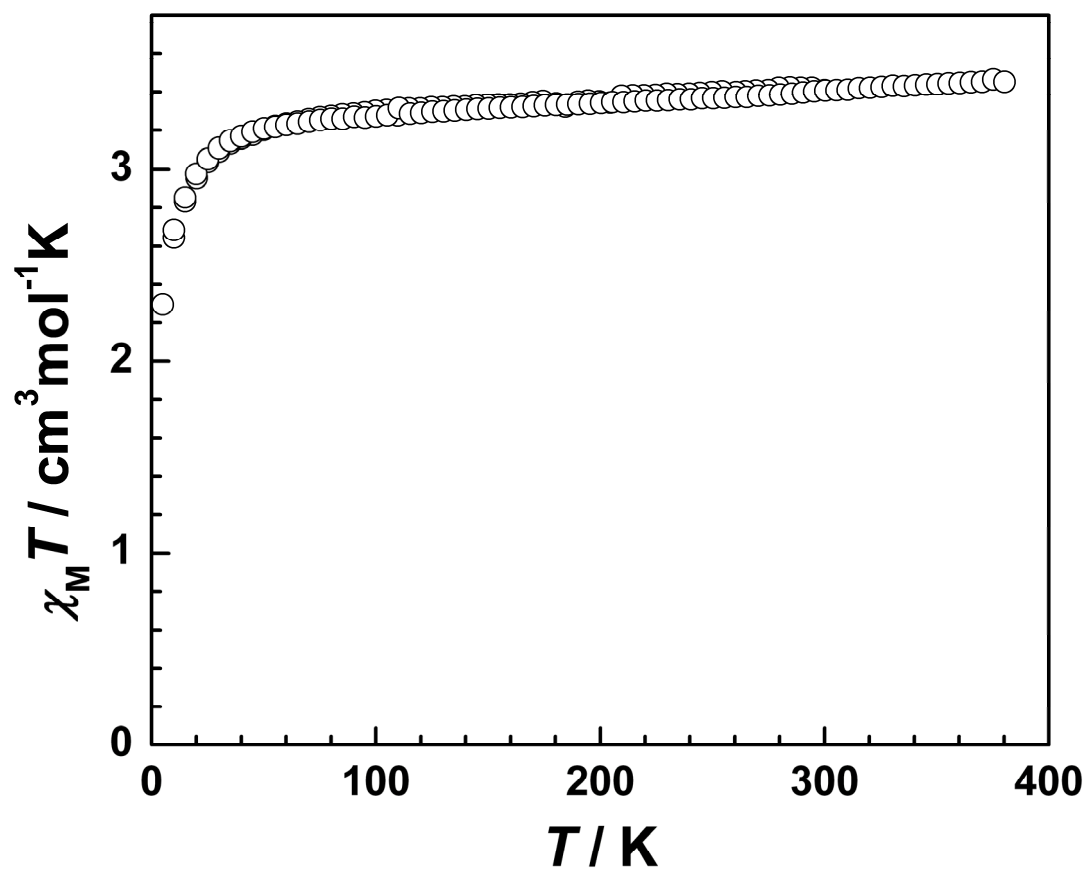
### Supporting Information

**Figure S1.** Plot of the  $\chi_M T$  vs.  $T$  for **1**.

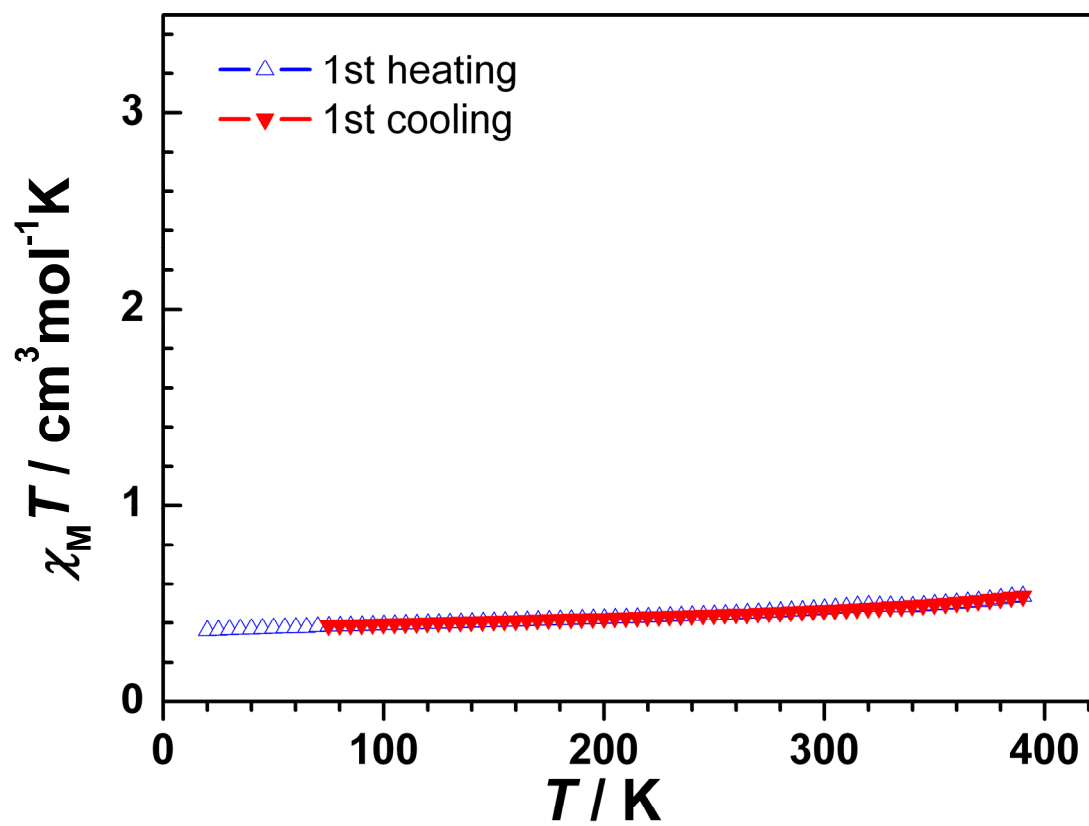
**Figure S2.** Plot of the  $\chi_M T$  vs.  $T$  for **3** in the heating ( $\Delta$ ) and cooling mode ( $\blacktriangledown$ ).

**Figure S3.** Plot of the  $\chi_M T$  vs.  $T$  for **6**.

**Figure S4.** Packing view of **1** at 290 K.



**Figure S1.** Plot of the  $\chi_M T$  vs.  $T$  for **1**.



**Figure S2.** Plot of the  $\chi_M T$  vs.  $T$  for **3** in the heating ( $\Delta$ ) and cooling mode ( $\blacktriangledown$ ).

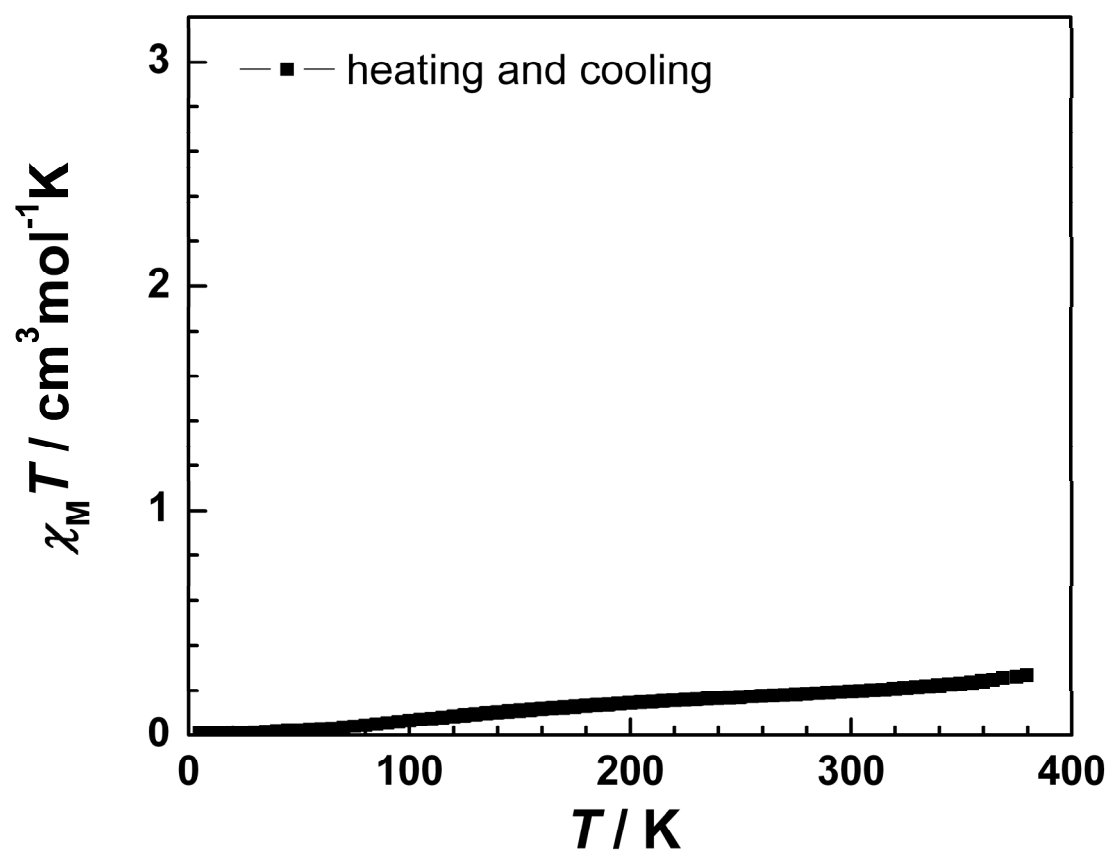
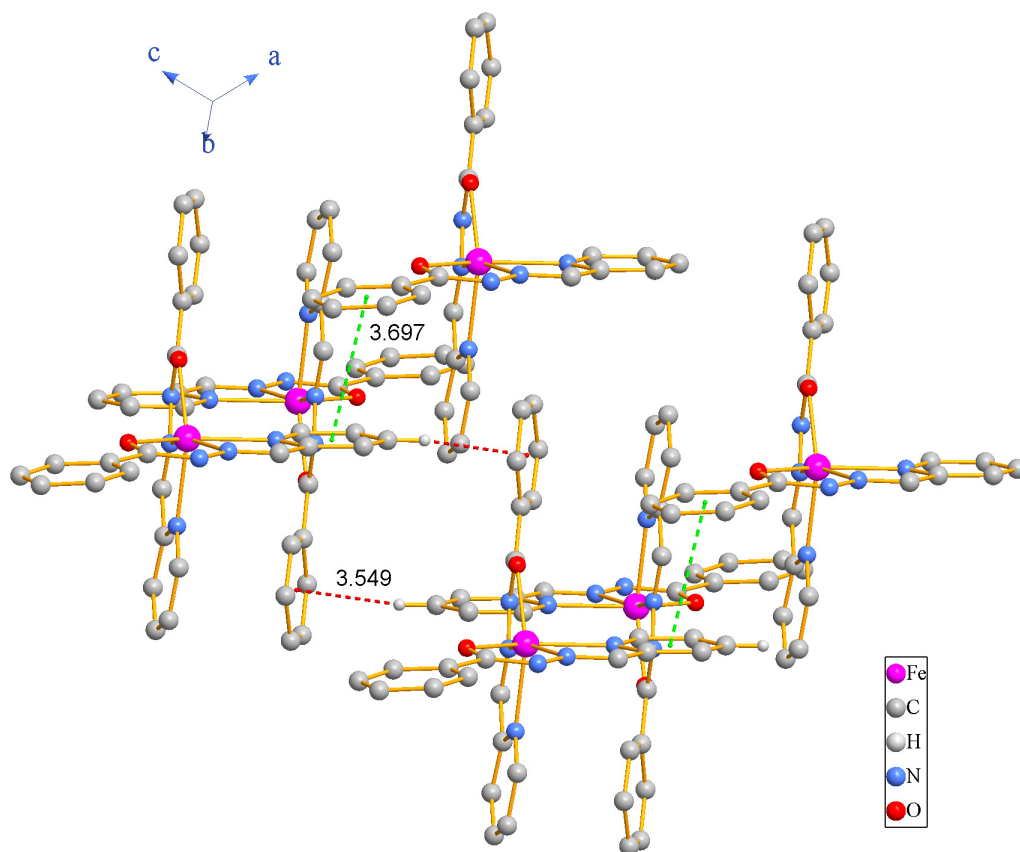


Figure S3. Plot of the  $\chi_M T$  vs.  $T$  for **6**.



**Figure S4.** Packing view of **1** at 290 K.