

Supporting Information for

Luminescence Quenching of Re(I) Molecular Rectangles by Quinones

Thangamuthu Rajendran,^{a,b} Balasubramanian Manimaran,^a Rong-Tang Liao,^a
Yen-Hsiang Liu,^a Pounraj Thanasekaran,^a Ren-Jay Lin,^d I-Jy Chang,^d Pi-Tai
Chou,^e Ramasamy Ramaraj,^c Seenivasan Rajagopal^{c,*} and Kuang-Lieh Lu^{a,*}

^a *Institute of Chemistry, Academia Sinica, Taipei 115, Taiwan*

^b *Vivekananda college, Tiruvedakam West, Madurai-625217, India*

^c *School of Chemistry, Madurai Kamaraj University, Madurai-625021, India*

^d *Department of Chemistry, National Taiwan Normal University, Taipei 117, Taiwan*

^e *Department of Chemistry, National Taiwan University, Taipei 107, Taiwan*

Contents

Figure S1. Molecular models for rectangles **I–III**.^{S1}

Figure S2. UV-vis spectrum changes upon the incremental addition of TCNQ to complex **III** in CH₂Cl₂. Concentration of TCNQ: (a) 0 M, (b) 4 × 10⁻⁶ M, (c) 8 × 10⁻⁶ M, (d) 12 × 10⁻⁶ M, (e) 16 × 10⁻⁶ M, (f) 20 × 10⁻⁶ M, (g) 24 × 10⁻⁶ M and (h) 28 × 10⁻⁶ M.

Figure S3. Cyclic voltamogram of TCNQ with **III** in CH₂Cl₂ containing 0.1 mol dm⁻³ [NBu₄][ClO₄].

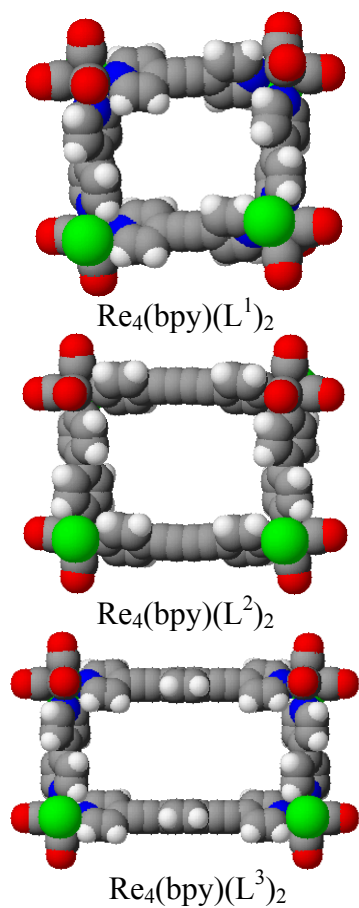


Figure S1. Molecular models for rectangles I–III.^{s1}

MM2 simulation:

X	Re–X–Re (Å)	Re–bpy–Re (Å)
L ¹	14.0	11.4
L ²	16.6	11.4
L ³	20.8	11.4

bpy: 4,4'-bipyridine

L¹: 4,4'-dipyridylacetylene (dpa)

L²: 4,4'-dipyridylbutadiyne (dpb)

L³: 1,4-bis(4'-pyridylethynyl)benzene (bpeb)

Reference:

s1. T. Rajendran, B. Manimaran, R. T. Liao, R. J. Lin, P. Thanasekaran, G. H. Lee, S. M. Peng, Y. H. Liu, I. J. Chang, S. Rajagopal and K. L. Lu, *Inorg. Chem.*, 2003, **42**, 6388.

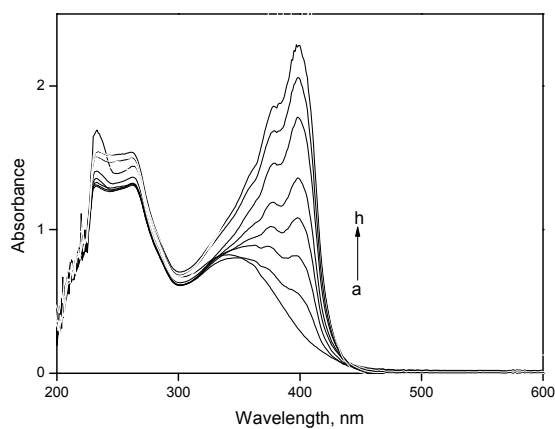


Figure S2. UV-vis spectrum changes upon the incremental addition of TCNQ to complex **III** in CH_2Cl_2 . Concentration of TCNQ: (a) 0 M, (b) 4×10^{-6} M, (c) 8×10^{-6} M, (d) 12×10^{-6} M, (e) 16×10^{-6} M, (f) 20×10^{-6} M, (g) 24×10^{-6} M and (h) 28×10^{-6} M.

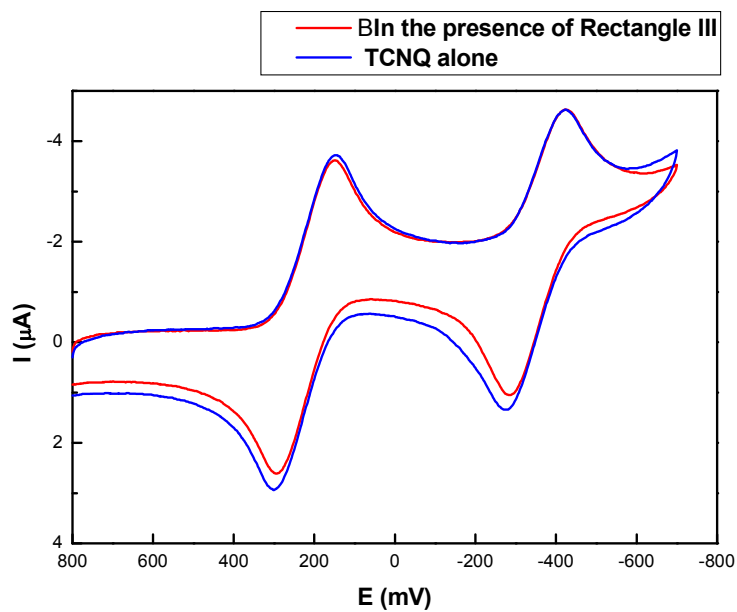


Figure S3. Cyclic voltammogram of TCNQ with **III** in CH_2Cl_2 containing $0.1 \text{ mol dm}^{-3} [\text{NBu}_4][\text{ClO}_4]$.