

Electronic Supplementary Information (ESI):

'Double Redox-Activity' in Azobenzene-Quinonoid Palladium(II) Complexes: A Combined Structural, Electrochemical and Spectroscopic Study

Naina Deibel,^a David Schweinfurth,^a Ralph Huebner,^a Pierre Braunstein,^{*b} and Biprajit Sarkar^{*a}

^a Institut für Anorganische Chemie, Universität Stuttgart, Pfaffenwaldring 55, D-70550, Stuttgart, Germany. E-mail: sarkar@iac.uni-stuttgart.de

^b Laboratoire de Chimie de Coordination, Institut de Chimie (UMR 7177 CNRS), Université de Strasbourg, 4 rue Blaise Pascal, F-67081, Strasbourg Cedex, France. E-mail : braunstein@unistra.fr; Fax : (+)33368851322; Tel : (+)33368851308

Figure Captions:

Figure S1: Cyclic voltammogram of **1** in CH₂Cl₂ / 0.1 M Bu₄NPF₆ at 295 K. Scan rate 100 mV / s. The Fc⁰ / Fc⁺ couple was used as an internal standard.

Figure S2: Changes in the UV-vis-NIR spectrum of **2** during the reduction processes. From OTTLE spectroelectrochemistry in CH₂Cl₂ / 0.1 M Bu₄NPF₆.

Figure S3: EPR spectrum of in-situ generated **2**^{•-} in CH₂Cl₂ / 0.1 M Bu₄NPF₆ at 295 K together with simulation.

Figure S1:

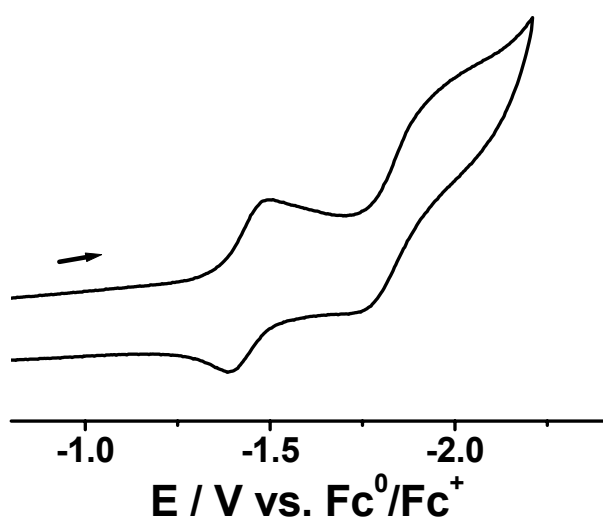
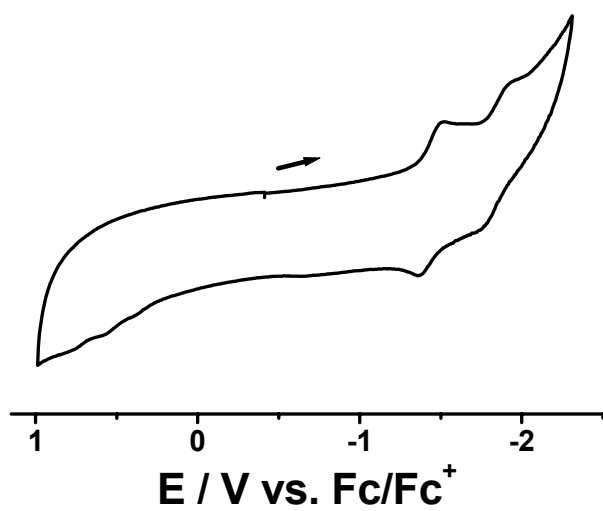


Figure S2:

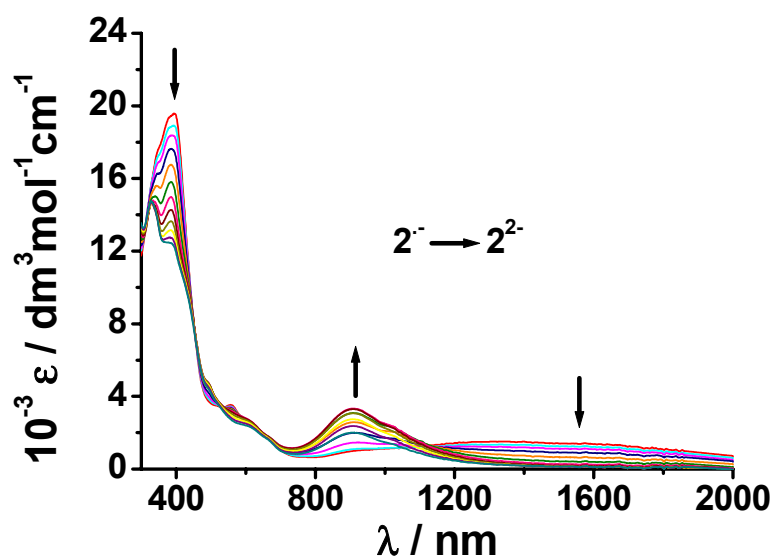
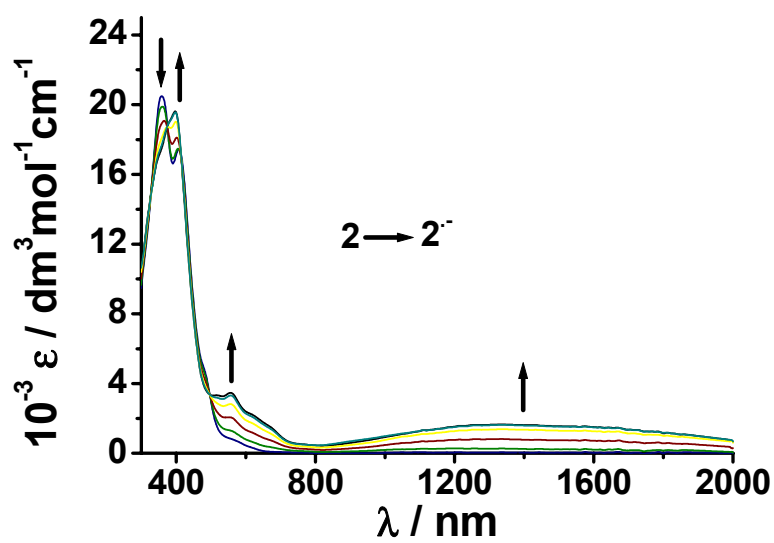


Figure S3:

