Electronic Supplementary Material (ESI) for Dalton Transactions
This journal is © The Royal Society of Chemistry 2011

Interaction of Zn(II) with quinolone drugs: Structure and biological evaluation

Alketa Tarushi [1], Eleni Polatoglou [1], Jakob Kljun [2], Iztok Turel [2], George Psomas [1], Dimitris P. Kessissoglou [1,*]

[1] *Department of General and Inorganic Chemistry, Faculty of Chemistry, Aristotle University of Thessaloniki, GR-54124 Thessaloniki, GREECE.*

[2] *Faculty of Chemistry and Chemical Technology, University of Ljubljana, Aškerčeva 5, 1000 Ljubljana, SLOVENIA.*

Supplementary material

Figure S1. Stern-Volmer quenching plot of BSA for the quinolones and complexes **1-6.**

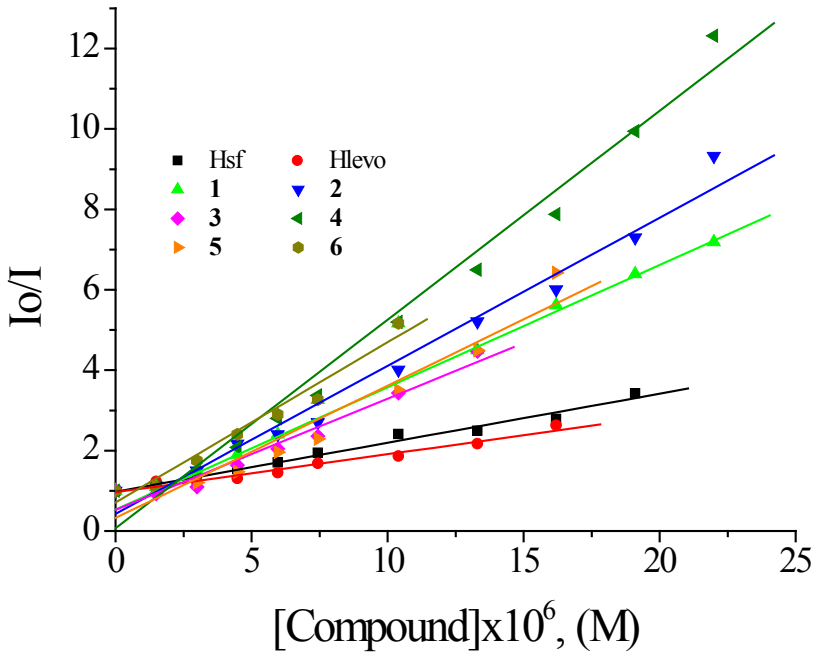

* Corresponding author: Prof. D.P. Kessissoglou, Tel.:+30+2310997723; Fax:+30+2310997738; E-mail: kessisog@chem.auth.gr

Figure S2. Scatchard plot of BSA for the quinolones and complexes **1-6**.

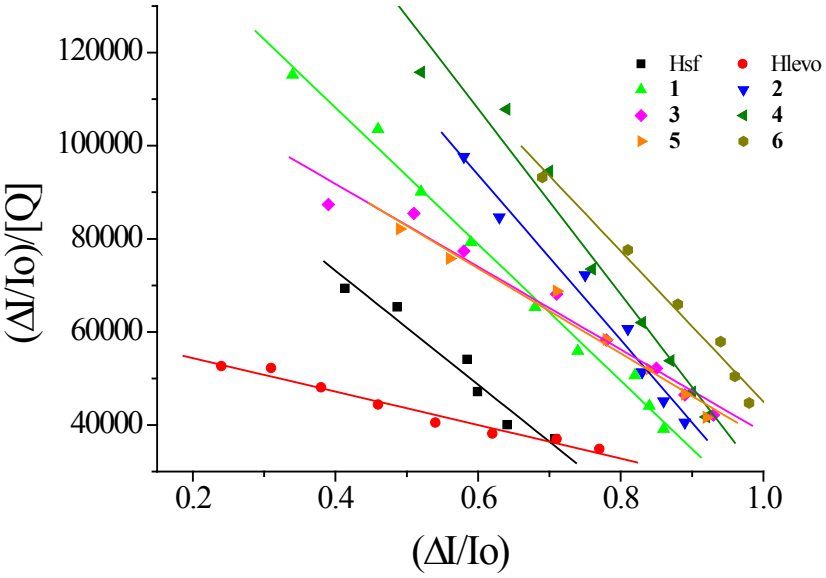

Figure S3. Stern-Volmer quenching plot of HSA for the quinolones and complexes **1-6.**

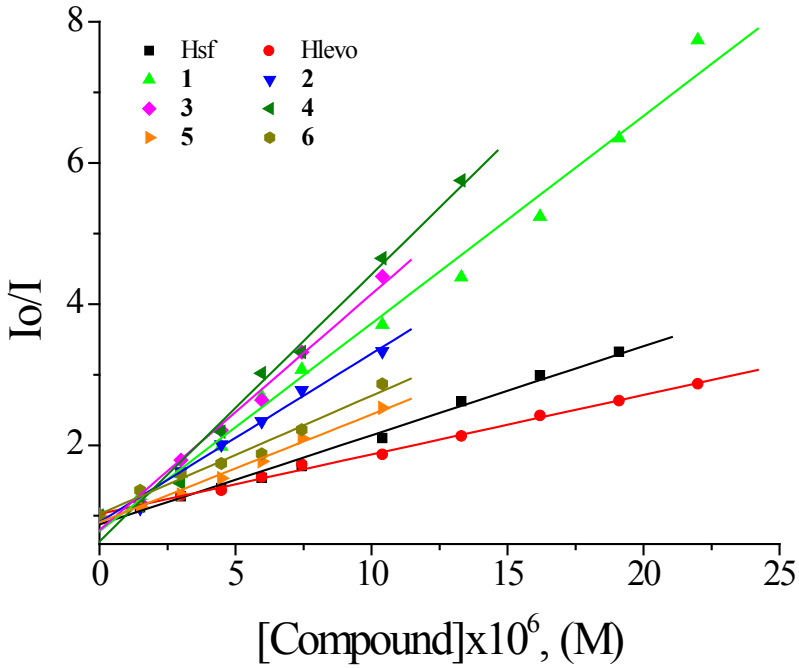

Figure S4. Scatchard plot of HSA for the quinolones and complexes **1-6**.

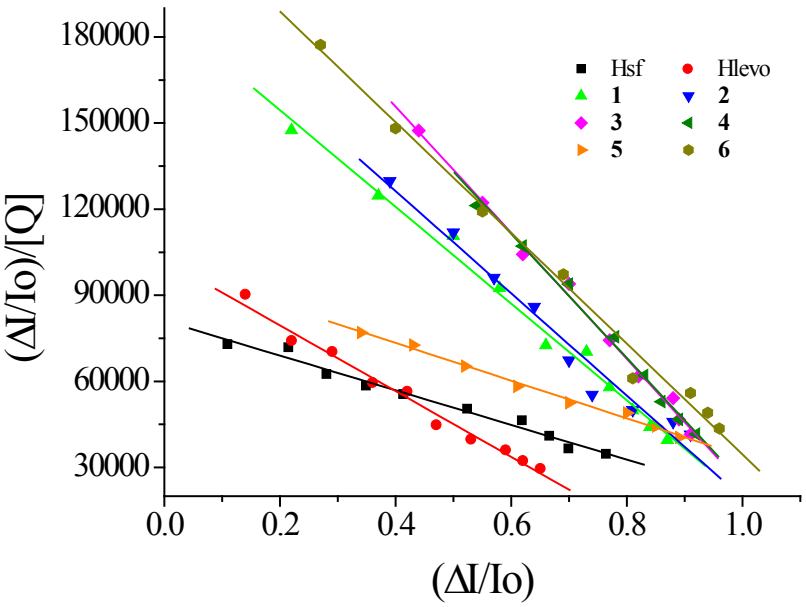
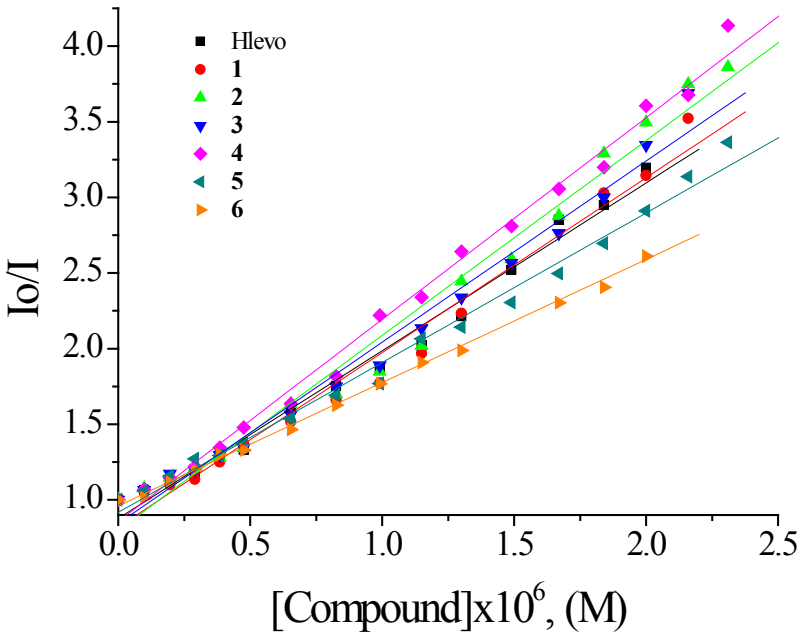
Figure S5. Stern-Volmer quenching plot of EB bound to CT DNA for the quinolones and complexes **1-6**.