

Supplementary material

Neutral cuprous complexes as ratiometric oxygen gas sensors

Xiaohui Liu, Wei Sun, Luyi Zou, Zhiyuan Xie, Xiao Li, Canzhong Lu, Lixiang Wang, and Yanxiang Cheng

- S-2 Emission spectra of free ligand Hpyin and its sodic salt in THF at room temperature, Figure S1
- S-2 Emission spectra of free ligand Hquin and its sodic salt in THF at room temperature, Figure S2
- S-2 Absorption spectra of complexes **2b** in PMMA under argon (black) and oxygen gas environment, Figure S3

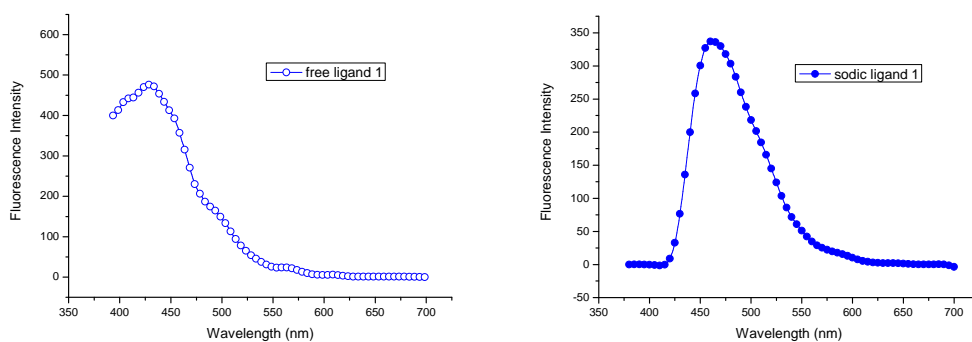


Figure S1. Emission spectra of free ligand Hpyin and its sodic salt in THF at room temperature, $\lambda_{\text{ex}} = 365 \text{ nm}$.

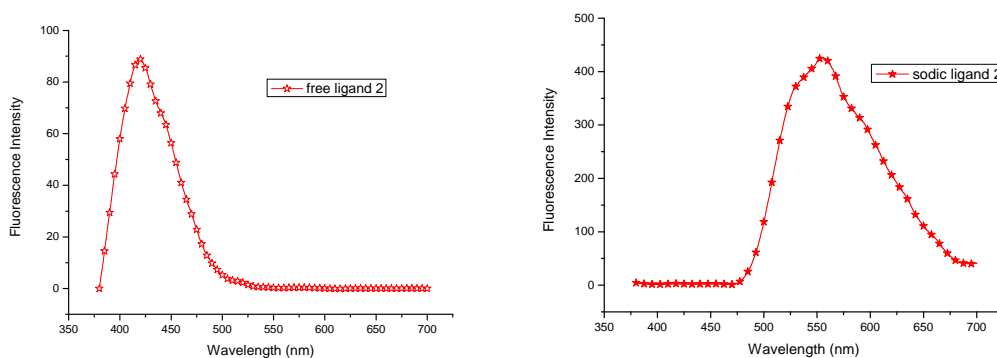


Figure S2. Emission spectra of free ligand Hquin and its sodic salt in THF at room temperature, $\lambda_{\text{ex}} = 365 \text{ nm}$.

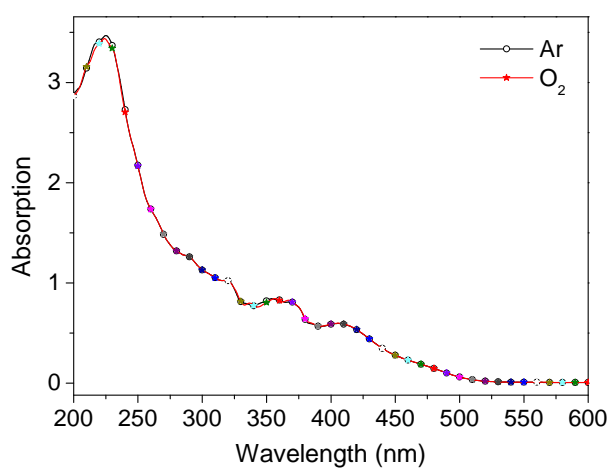


Figure S3. Absorption spectra of complexes **2b** in PMMA under argon (black) and oxygen gas environment.