

Supporting Information

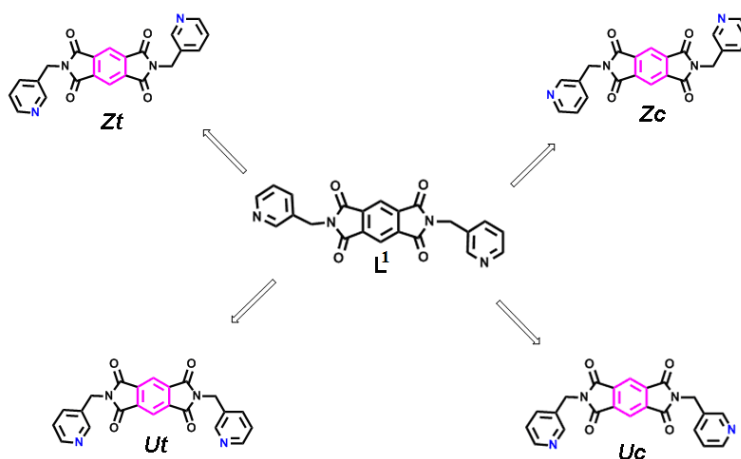
Construction of 0-D to 3-D cadmium complexes from different pyridyl diimide ligands

Guo-Bi Li, Jian-Rong He, Mei Pan, Hai-Ying Deng, Jun-Min Liu, and Cheng-Yong Su

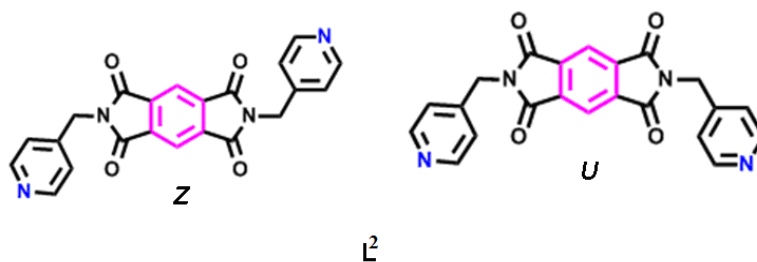
MOE Laboratory of Bioinorganic and Synthetic Chemistry/KLGHEI of Environment and Energy Chemistry, State Key Laboratory of Optoelectronic Materials and Technologies, School of Chemistry and Chemical Engineering, Sun Yat-Sen University, Guangzhou, 510275, China, and State Key Laboratory of Applied Organic Chemistry, Lanzhou University, Lanzhou 730000, China.

Scheme S1 The different conformations of the ligand L^1 , L^2 , L^3 , and L^4 .

a. Four conformations of the ligand L^1 .

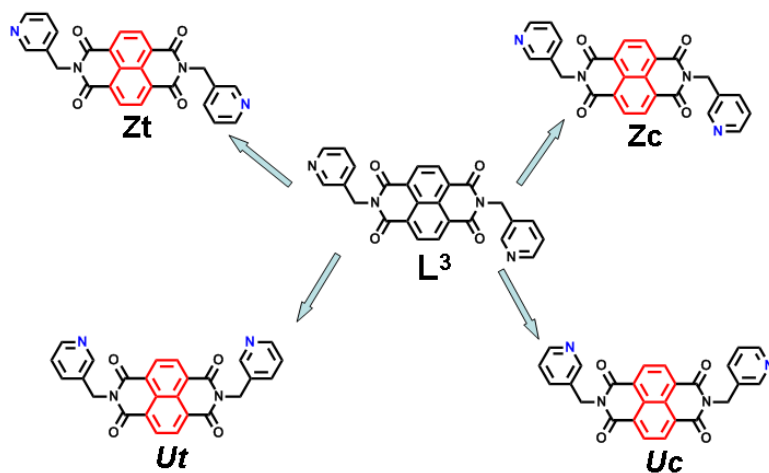


b. Two conformations of the ligand L^2 .



L^2

c. Four conformations of the ligand L^3 .



d. Two conformations of the ligand L^4 .

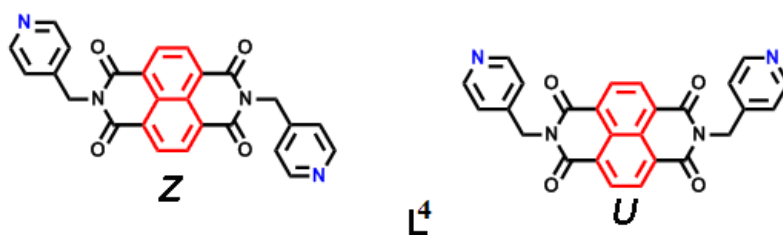
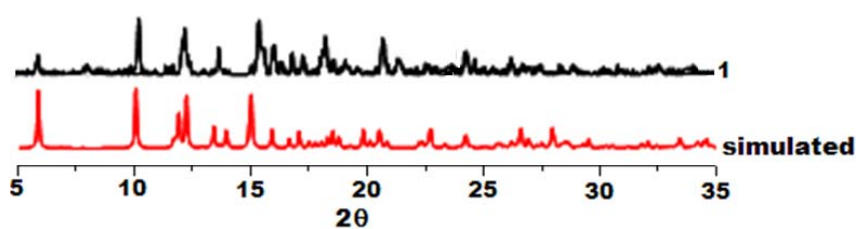
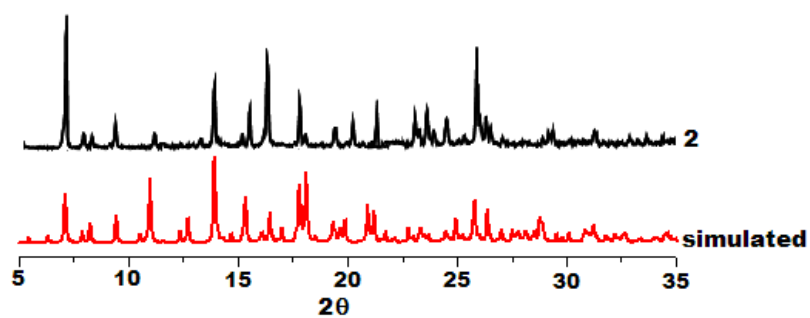


Fig. S1 PXRD patterns for complexes 1, 2, and 4.

1:



2:



4:

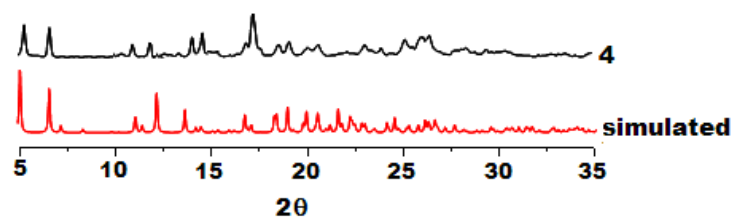
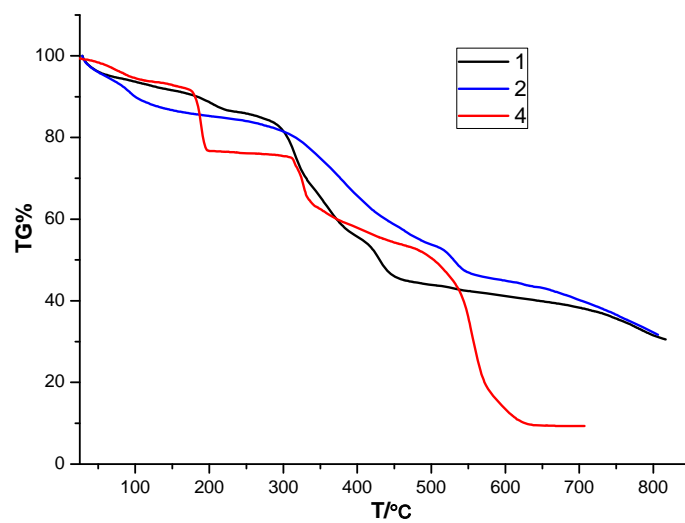


Fig. S2 TGA curve for complexes **1**, **2**, and **4**.



TGA curve of complexes **1**, **2**, and **4**.