Electronic Supplementary Material (ESI) for Dalton Transactions
This journal is © The Royal Society of Chemistry 2012

Electronic Supplementary Information (ESI)

Green synthesis of Au nanoparticles immobilized on halloysite nanotubes for surface-enhanced Raman scattering substrates

Han Zhu [b], MingLiang Du*[a,b] , MeiLing Zou [b], CongSheng Xu [b] and YaQin Fu [a,b]

[a] *Key Laboratory of Advanced Textile Materials and Manufacturing Technology, Zhejiang Sci-Tech University, Ministry of Education, Hangzhou 310018, P. R. China; Tel: 86-571-86843255; E-mail:* du@zstu.edu.cn

[b] *Department of Materials Engineering, College of Materials and Textile, Zhejiang Sci-Tech University, Hangzhou 310018, P. R. China*

Figure 1S show the color of pure HNTs powder, functionalized HNTs by AEAPTES and AuNPs/HNTs. The color of HNTs The color of pure HNTs powder is light salmon and after functionalization, the color light salmon was bleached.



Fig. 1S Photographs of (a) pure HNTs, (b) functionalized HNTs by AEAPTES and (c) AuNPs/HNTs.

Figure 2S show the chemical changes during the reaction process.

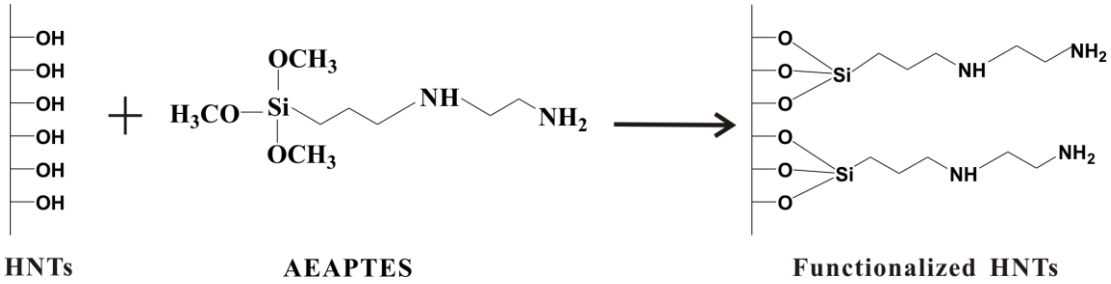

Fig. 2S Schematic diagram illustrating AEAPTES grafted onto HNTs.

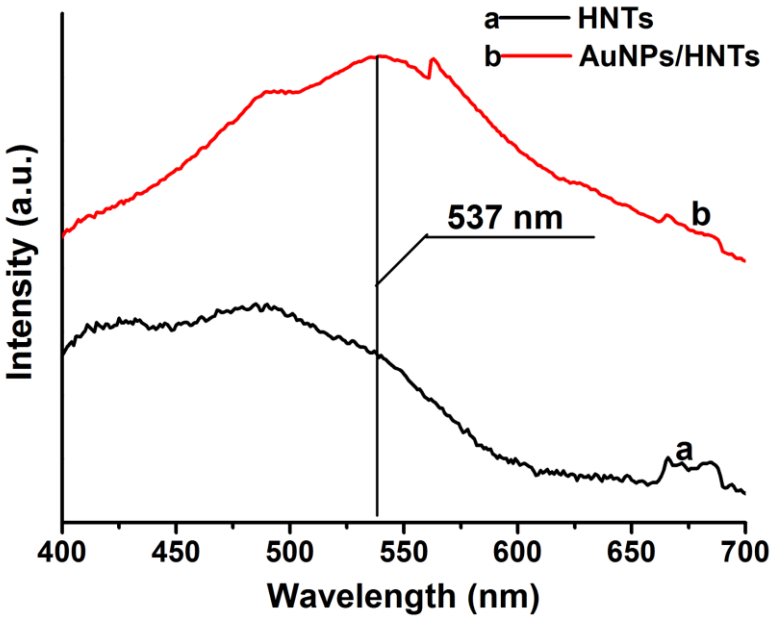

This journal is © The Royal Society of Chemistry 2012

Fig. 3S UV-Vis diffuse-reflectance spectra of (a) HNTs and (b) AuNPs/HNTs.