

Supporting Information

Selective and Colorimetric Chemosensors for Fluoride Anion Based on *s*-Tetrazines

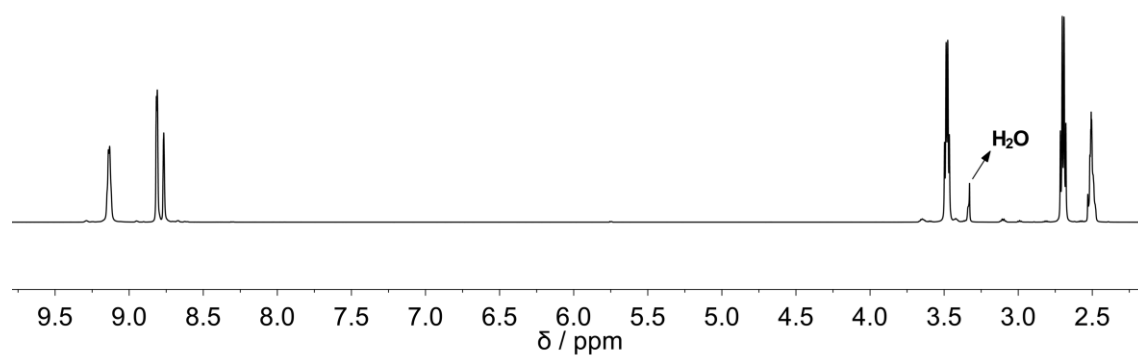
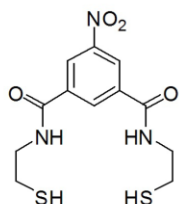
Yingjie Zhao,^a Yongjun Li,^a Zhihong Qin,^{a,b} Runsheng Jiang,^{a,b} Huibiao Liu,^a Yuliang Li^a*

^a Beijing National Laboratory for Molecular Sciences (BNLMS), CAS Key Laboratory of Organic Solids, Institute of Chemistry, Chinese Academy of Sciences, Beijing 100190, P.R. China.

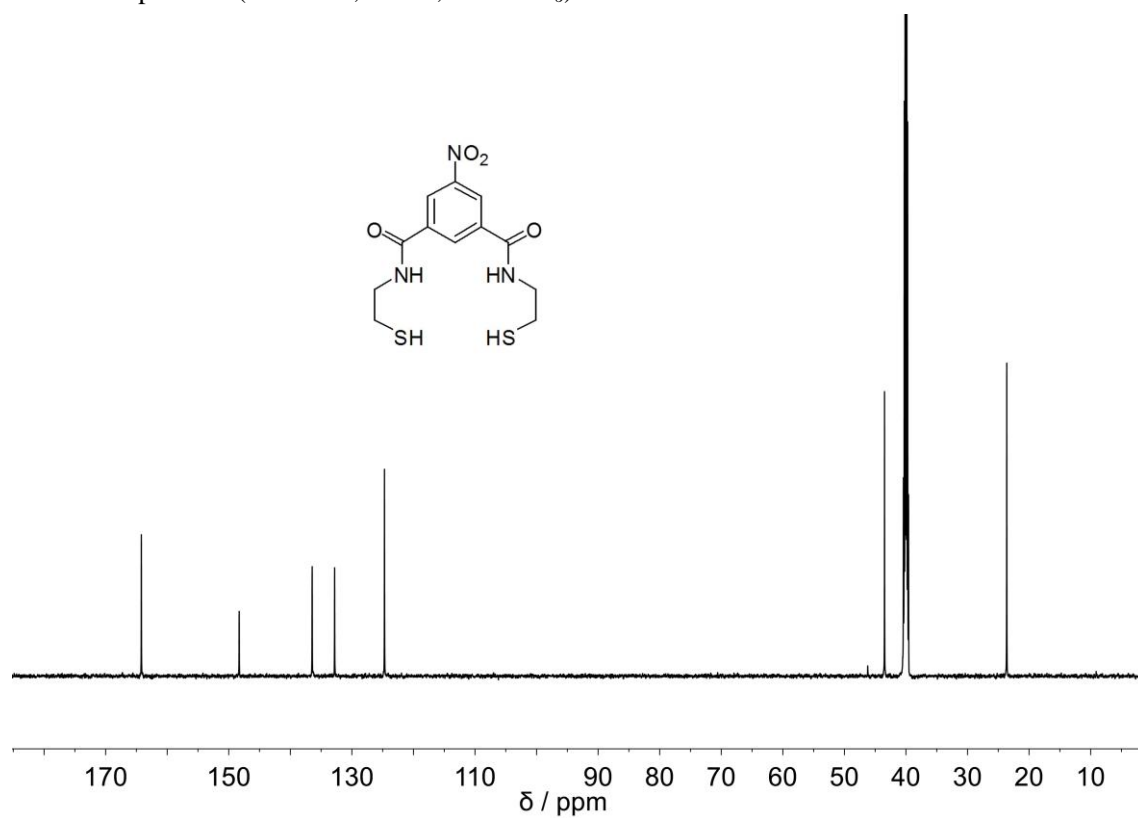
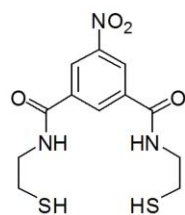
^b Graduate University of Chinese Academy of Sciences, Beijing 100190, P.R. China

^1H NMR and ^{13}C NMR

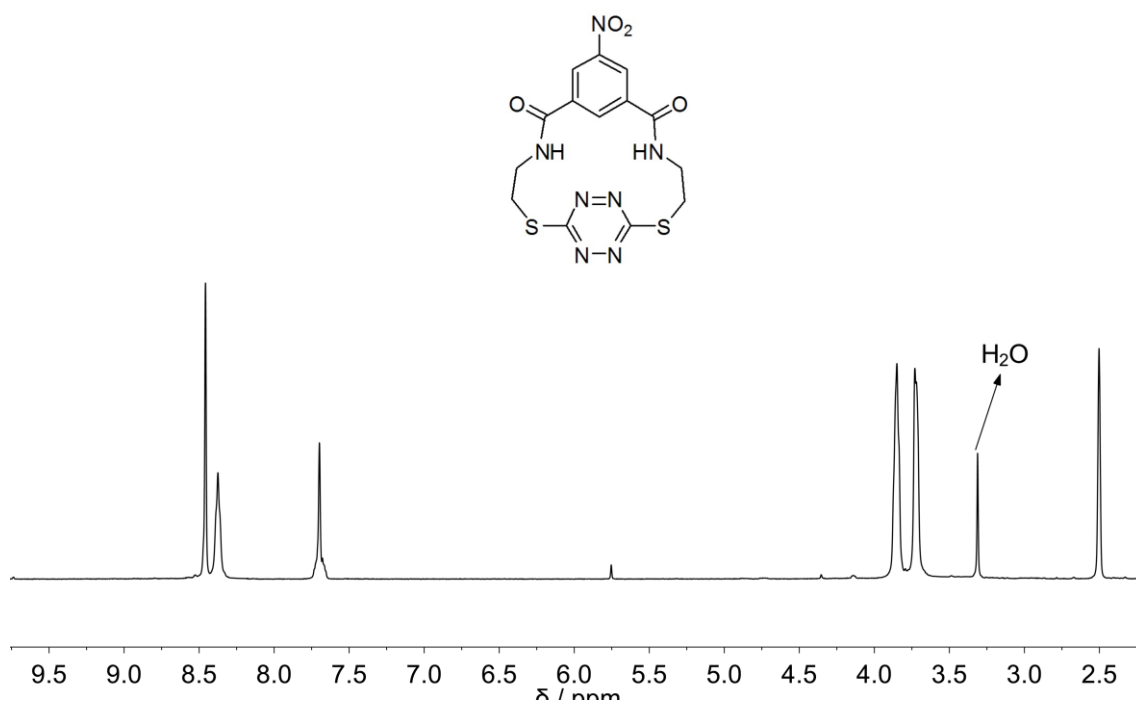
^1H NMR spectrum (600 MHz, 298 K, $\text{DMSO-}d_6$) of **2**



^{13}C NMR spectrum (150 MHz, 298 K, $\text{DMSO-}d_6$) of **2**



^1H NMR spectrum (400 MHz, 298 K, $\text{DMSO-}d_6$) of **3**



^{13}C NMR spectrum (150 MHz, 298 K, $\text{DMSO-}d_6$) of **3**

