

Supporting Information:

The Lewis Acidity of Fluorophosphonium Salts: Access to Mixed Valent Phosphorus(III)/(V) Species

Lindsay J. Hounjet, Christopher B. Caputo and Douglas W. Stephan
Department of Chemistry, University of Toronto, 80 St. George Street, Toronto, Ontario, Canada, M5S 3H6
*Email: dstephan@chem.utoronto.ca, Fax: 01 4169787551. Tel.: 01 4169463294.

Figure 1. $^{31}\text{P}\{^1\text{H}\}$ NMR Spectra of **2** in CD_2Cl_2 (-39 to 0 °C) and $\text{C}_6\text{D}_5\text{Br}$ (25 to 60 °C).

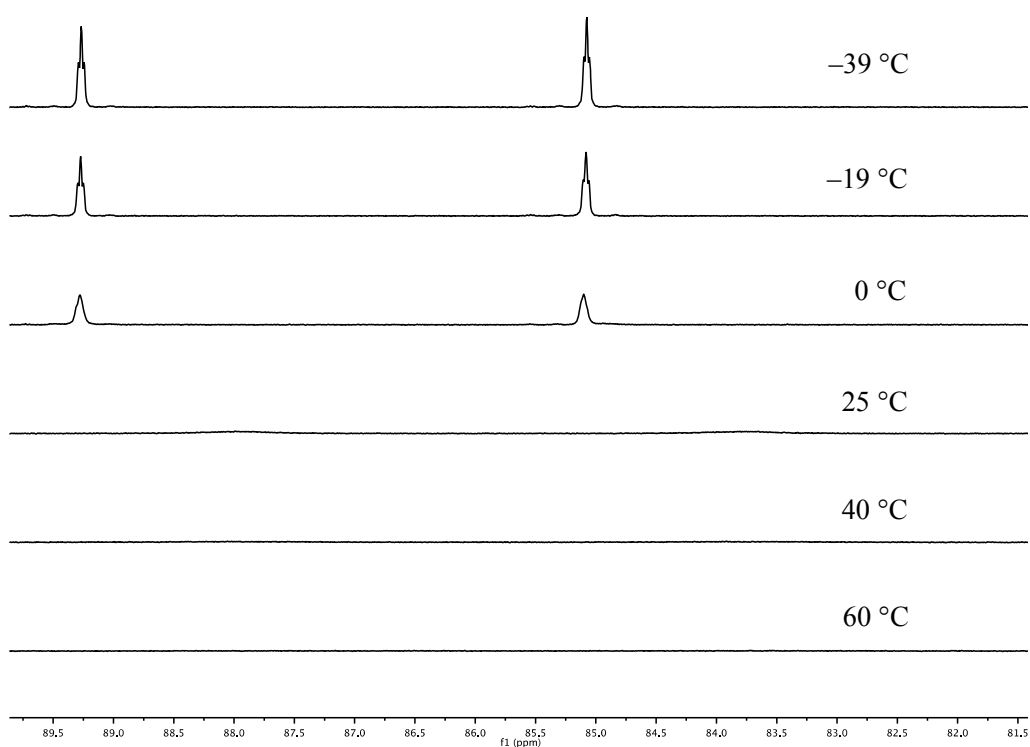


Figure 2. ^{19}F NMR Spectra of **2** in CD_2Cl_2 (-39 to 0°C) and $\text{C}_6\text{D}_5\text{Br}$ (25 to 60°C).

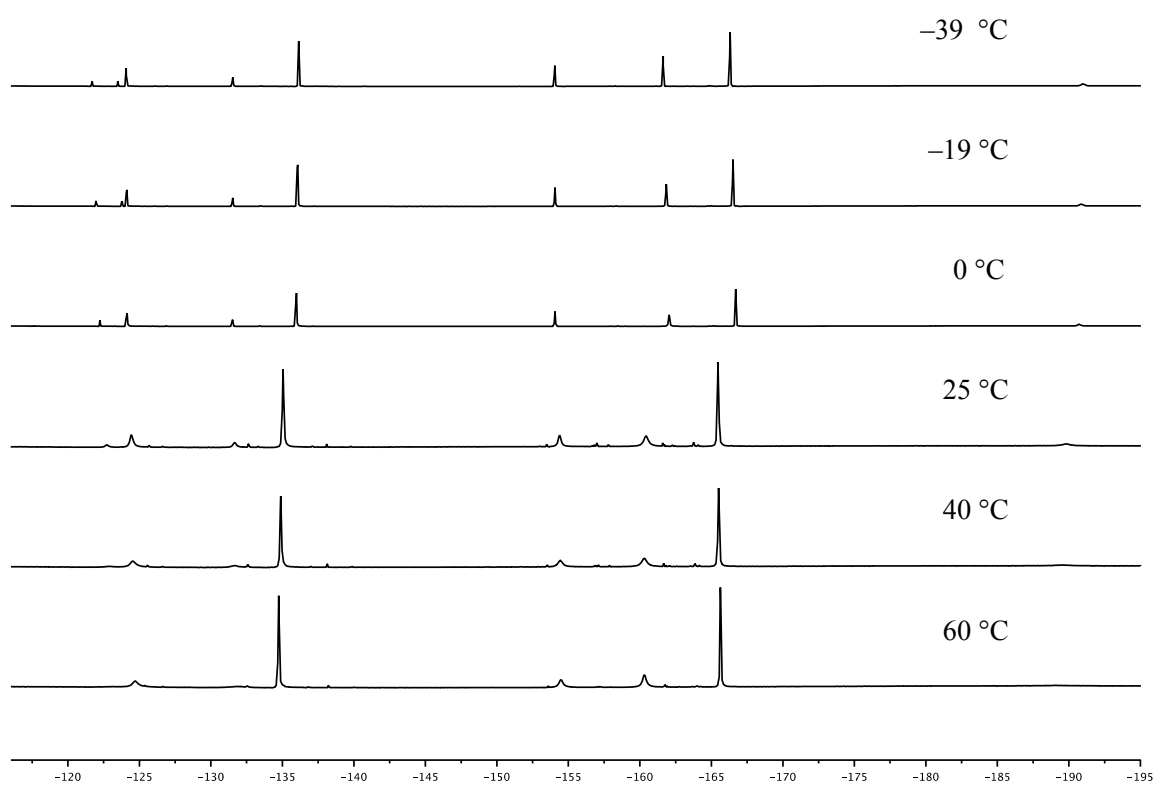


Figure 3. $^{31}\text{P}\{^1\text{H}\}$ NMR Spectrum of **5** in CD_2Cl_2 at 25°C .

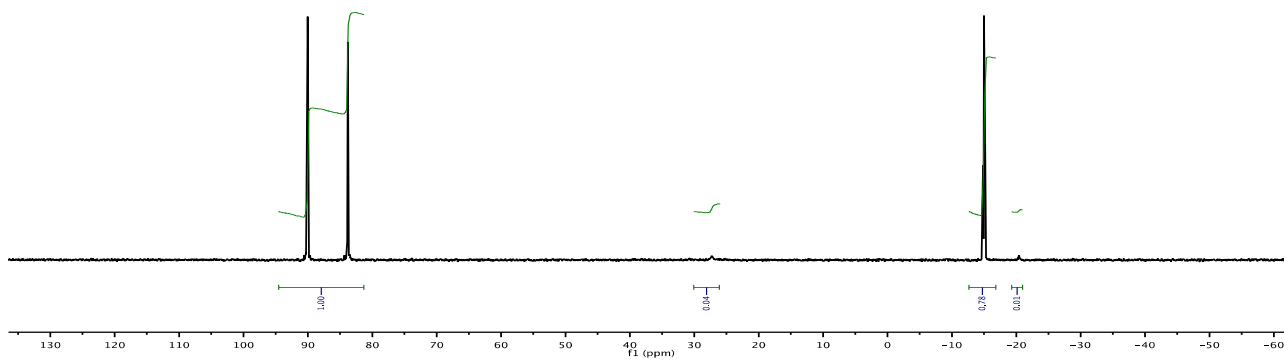


Figure 4. ^{19}F NMR Spectrum of **5** in CD_2Cl_2 at 25 °C.

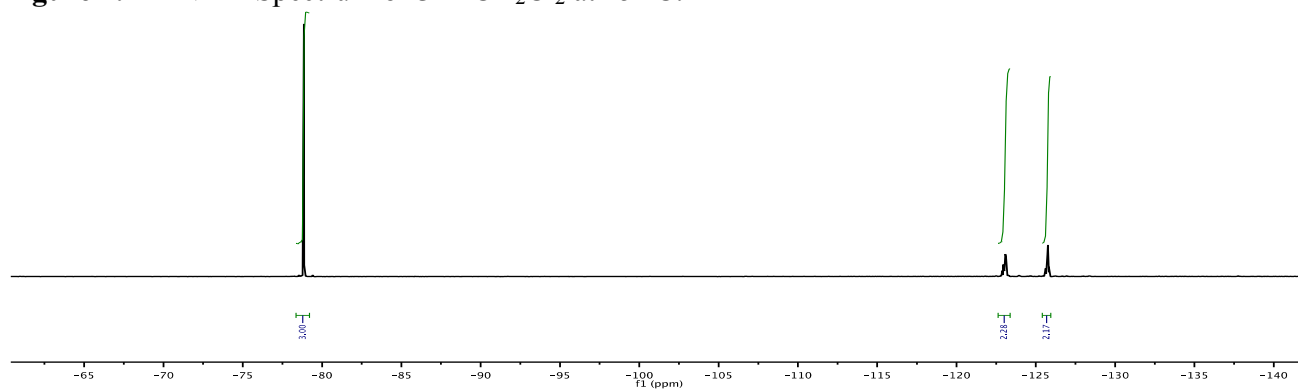


Figure 5. ^1H NMR Spectrum of **5** in CD_2Cl_2 at 25 °C.

