Electronic Supplementary Material (ESI) for Dalton Transactions
This journal is © The Royal Society of Chemistry 2013

Supporting Information

CO_2 Selective Dynamic Two-Dimensional Zn^{II} Coordination Polymer

In Hong Hwang, Jeong Mi Bae, Yong-Kyung Hwang, Ha-Yeong Kim, Cheal Kim,

Seong Huh, Sung-Jin Kim, and Youngmee Kim

Table S1. Bond lengths [Å] and angles [°] for **I**·2H_2O.

Zn(1)-O(11)#1	1.9599(17)
Zn(1)-O(11)	1.9599(17)
Zn(1)-N(21)#1	2.0557(18)
Zn(1)-N(21)	2.0557(19)
O(11)-C(11)	1.272(3)
O(12)-C(11)	1.225(3)
N(21)-C(21)	1.336(3)
N(21)-C(25)	1.338(3)
C(11)-C(12)	1.514(3)
C(12)-C(13)	1.521(3)
C(12)-H(12A)	0.9700
C(12)-H(12B)	0.9700
C(13)-C(12)#2	1.521(3)
C(13)-H(13A)	0.9700
C(13)-H(13B)	0.9700
C(21)-C(22)	1.374(4)
C(21)-H(21)	0.9300
C(22)-C(23)	1.401(4)
C(22)-H(22)	0.9300
C(23)-C(24)	1.390(3)
C(23)-C(26)	1.461(3)
C(24)-C(25)	1.382(3)
C(24)-H(24)	0.9300
C(25)-H(25)	0.9300
C(26)-C(26)#3	1.334(5)
C(26)-H(26)	0.9300
O(11)#1-Zn(1)-O(11)	104.01(11)
O(11)#1-Zn(1)-N(21)#1	124.19(7)
O(11)-Zn(1)-N(21)#1	101.59(7)
O(11)#1-Zn(1)-N(21)	101.59(7)
O(11)-Zn(1)-N(21)	124.18(7)
N(21)#1-Zn(1)-N(21)	103.44(11)
C(11)-O(11)-Zn(1)	115.37(17)

C(21)-N(21)-C(25)	117.33(19)
C(21)-N(21)-Zn(1)	119.36(15)
C(25)-N(21)-Zn(1)	123.28(16)
O(12)-C(11)-O(11)	122.7(3)
O(12)-C(11)-C(12)	119.5(2)
O(11)-C(11)-C(12)	117.7(2)
C(11)-C(12)-C(13)	116.12(19)
C(11)-C(12)-H(12A)	108.3
C(13)-C(12)-H(12A)	108.3
C(11)-C(12)-H(12B)	108.3
C(13)-C(12)-H(12B)	108.3
H(12A)-C(12)-H(12B)	107.4
C(12)-C(13)-C(12)#2	113.8(3)
C(12)-C(13)-H(13A)	108.8
C(12)#2-C(13)-H(13A)	108.8
C(12)-C(13)-H(13B)	108.8
C(12)#2-C(13)-H(13B)	108.8
H(13A)-C(13)-H(13B)	107.7
N(21)-C(21)-C(22)	123.6(2)
N(21)-C(21)-H(21)	118.2
C(22)-C(21)-H(21)	118.2
C(21)-C(22)-C(23)	119.6(2)
C(21)-C(22)-H(22)	120.2
C(23)-C(22)-H(22)	120.2
C(24)-C(23)-C(22)	116.5(2)
C(24)-C(23)-C(26)	120.3(2)
C(22)-C(23)-C(26)	123.3(2)
C(25)-C(24)-C(23)	120.3(2)
C(25)-C(24)-H(24)	119.9
C(23)-C(24)-H(24)	119.9
N(21)-C(25)-C(24)	122.7(2)
N(21)-C(25)-H(25)	118.6
C(24)-C(25)-H(25)	118.6
C(26)#3-C(26)-C(23)	125.5(3)
C(26)#3-C(26)-H(26)	117.3
C(23)-C(26)-H(26)	117.3

This journal is © The Royal Society of Chemistry 2013

Symmetry transformations used to generate equivalent atoms:

#1 -x+3/2,y,-z+3/2 #2 -x+1/2,y,-z+3/2 #3 -x+2,-y+3,-z+2

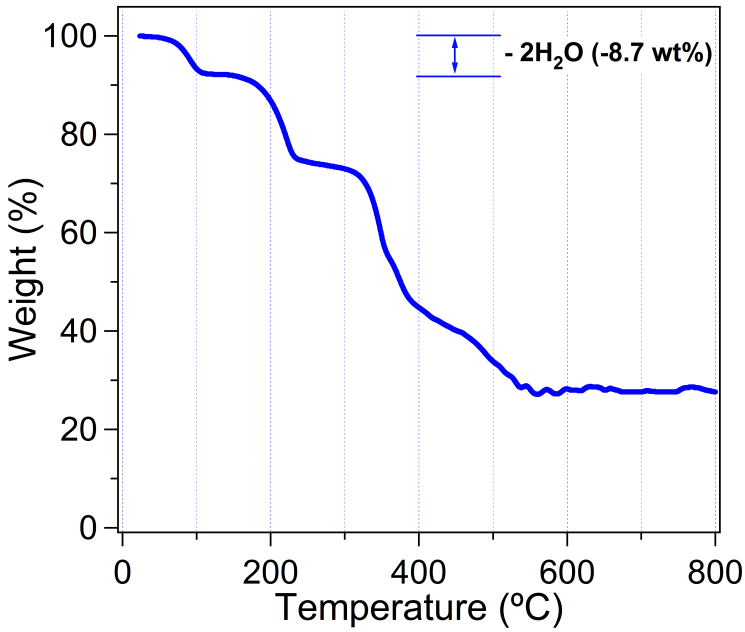

Figure S1. TG profile of **I**·$2H_2O$.



Figure S2. A photo image of **I**·$2H_2O$ after 50 °C treatment. There coexist both single crystals and opaque solids.

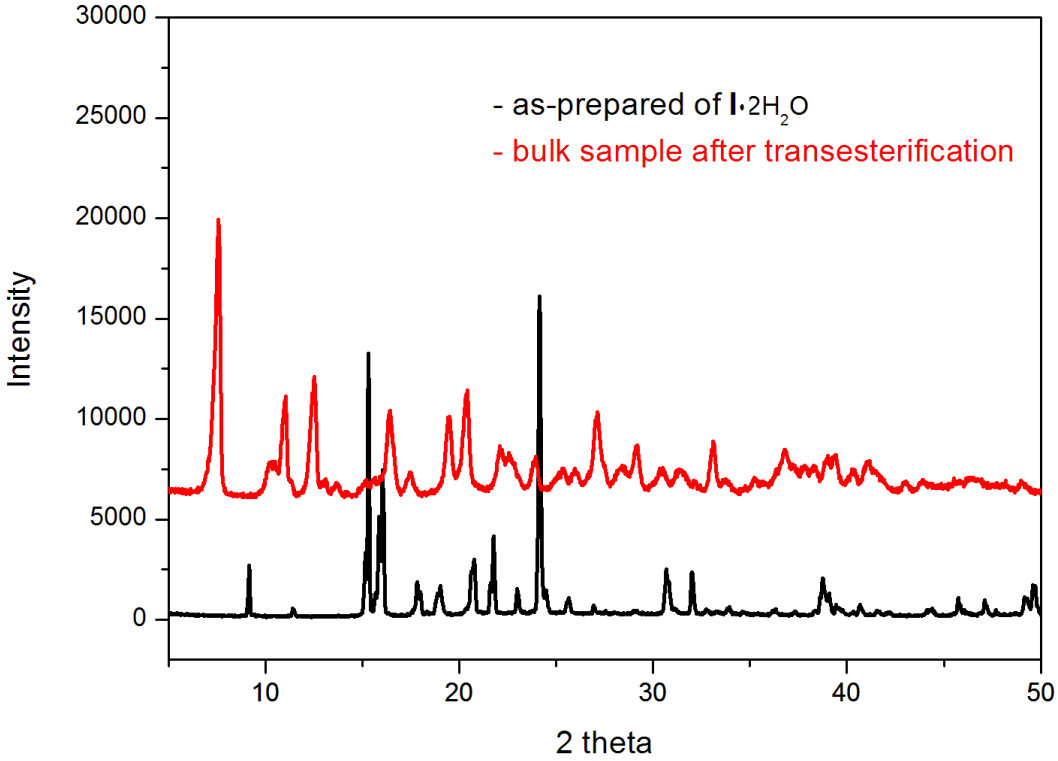

Figure S3. PXRD patterns of **I**·$2H_2O$ and bulk sample after transesterification.