

**Evaluation of nickel ferrite nanoparticles coated with oleylamine by NMR
relaxation measurements and magnetic hyperthermia.**

M. Menelaou, K. Georgoula, K. Simeonidis, C. Dendrinou-Samara

C. Dendrinou-Samara (Corresponding author)

Department of Chemistry, Aristotle University of Thessaloniki, 54124 Thessaloniki,
Greece

e-mail: samkat@chem.auth.gr

M. Menelaou, K. Georgoula

Department of Chemistry, Aristotle University of Thessaloniki, 54124 Thessaloniki,
Greece

K. Simeonidis

Department of Mechanical Engineering, School of Engineering, University of
Thessaly, 38334 Volos, Greece

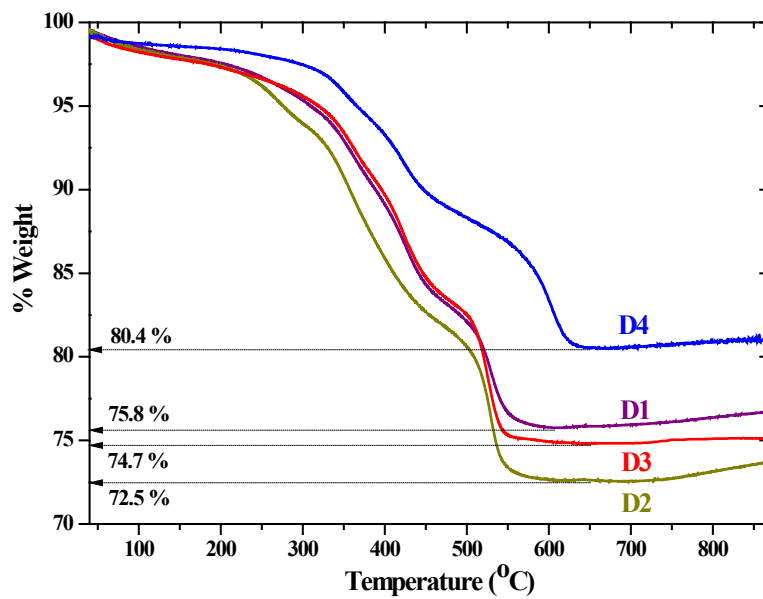


Fig. S1 Thermogravimetric curves of nickel ferrite nanoparticles D1-D4 showing the relative weight loss attributed to the surfactant removal.

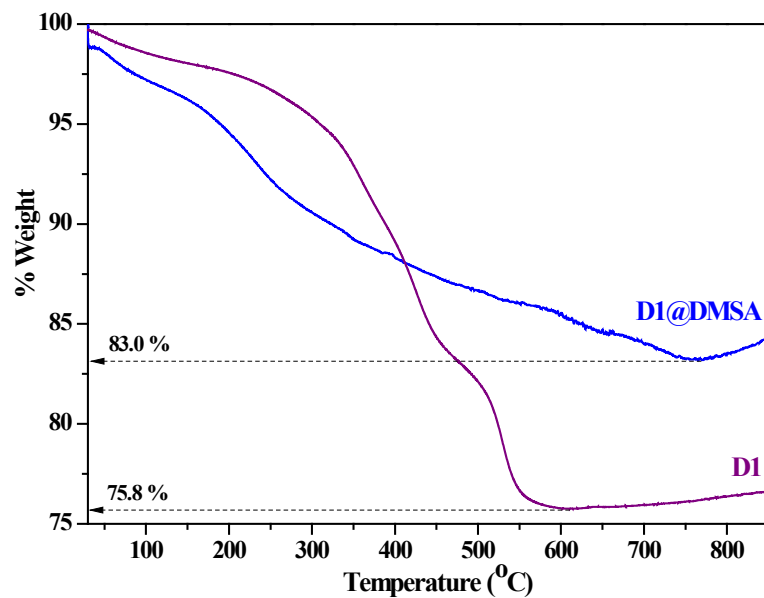


Fig. S2 Thermogravimetric curves of the as prepared (D1) and functionalized nickel ferrite nanoparticles (D1@DMSA) and the relative weight loss attributed to the surfactant removal.

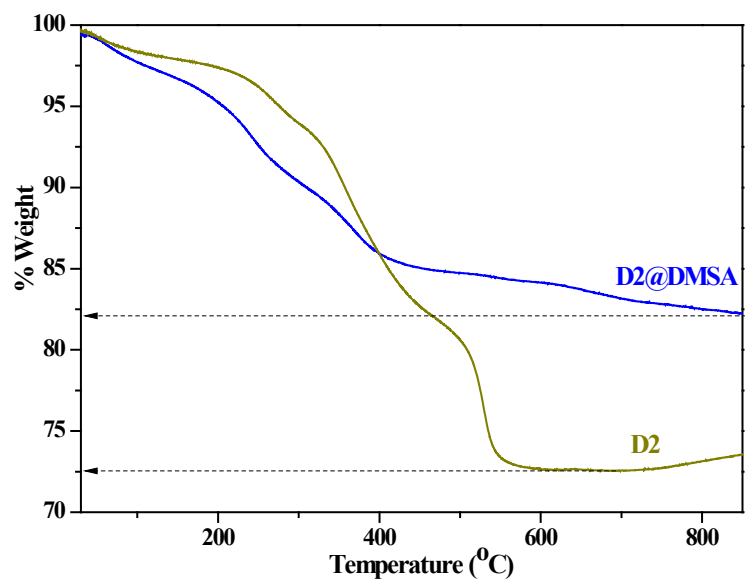
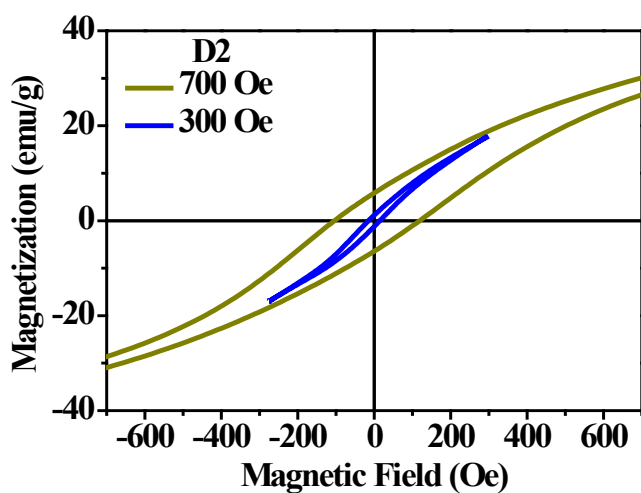
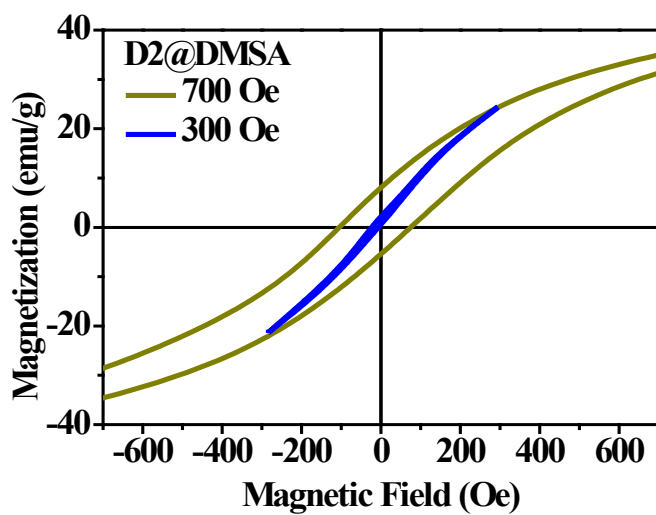


Fig. S3 Thermogravimetric curves of the as prepared (D2) and functionalized nickel ferrite nanoparticles (D2@DMSA) and the relative weight loss attributed to the surfactant removal.



a



b

Fig. S4 Magnetic behavior on the effective mass for the samples D2 (a) and D2@DMSA (b) at 300 Oe and 700 Oe.