

Supplementary Information for

Red Electroluminescence of Ruthenium Sensitizer Functionalized by sulfonate Anchoring Groups

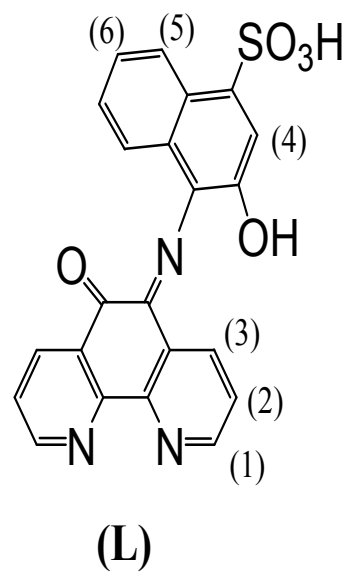
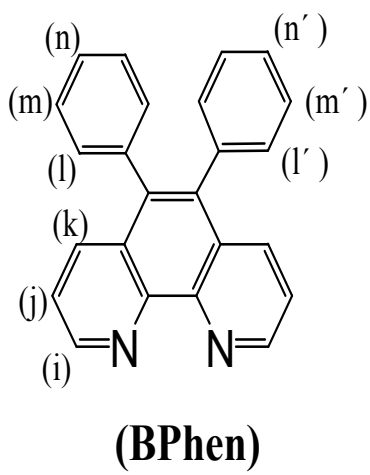
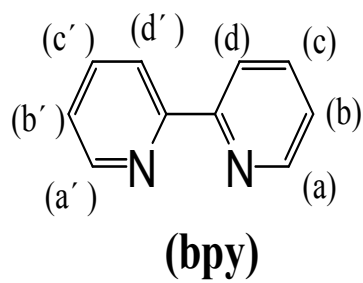
Hashem Shahroosvand^{a*}, Parisa Abbasi ^a, Ezeddin Mohajerani^b, Mohammad Janghouri ^b

^aChemistry Department, University of Zanjan, Zanjan, Iran.

^bLaser and Plasma Research Institute, Shahid Beheshti University, Tehran, Iran.

ESI, S1:

The proton labeling of ligands.



ESI, S2: Cyclic voltammetric curve for 1 mM (1) in a 0.05 M tetraethylammonium tetrafluoroborate/ DMF: working electrode Pt disk, diameter 125 μm , T = 24°C, scan rate 1 V/s.

