Electronic Supplementary Material (ESI) for Dalton Transactions.
This journal is © The Royal Society of Chemistry 2014

Supporting Information

Voltammetric and spectroscopic studies of the V(V)/V(IV) redox couple in neutral and acidified acetonitrile solutions associated with the structurally characterised vanadium(V)-substituted Keggin-type Heteropolysulfates, $[SVM_{11}O_{40}]^{3-}$ (M=Mo, W)

Tadaharu Ueda[a,*], Jun-ichi Nambu[a], Jinzhen Lu[b], Si-Xuan Guo[b], Qi Li[b], John F. Boas[c], Lisandra Martin[b], Alan M. Bond[b]

[a] *Department of Applied Science, Faculty of Science, Kochi University, Kochi, 780-8520 Japan*

[b] *School of Chemistry, Monash University, Clayton, Vic. 3800, Australia*

[c] *School of Physics and Materials Engineering, Monash University, Clayton, Vic. 3800, Australia*

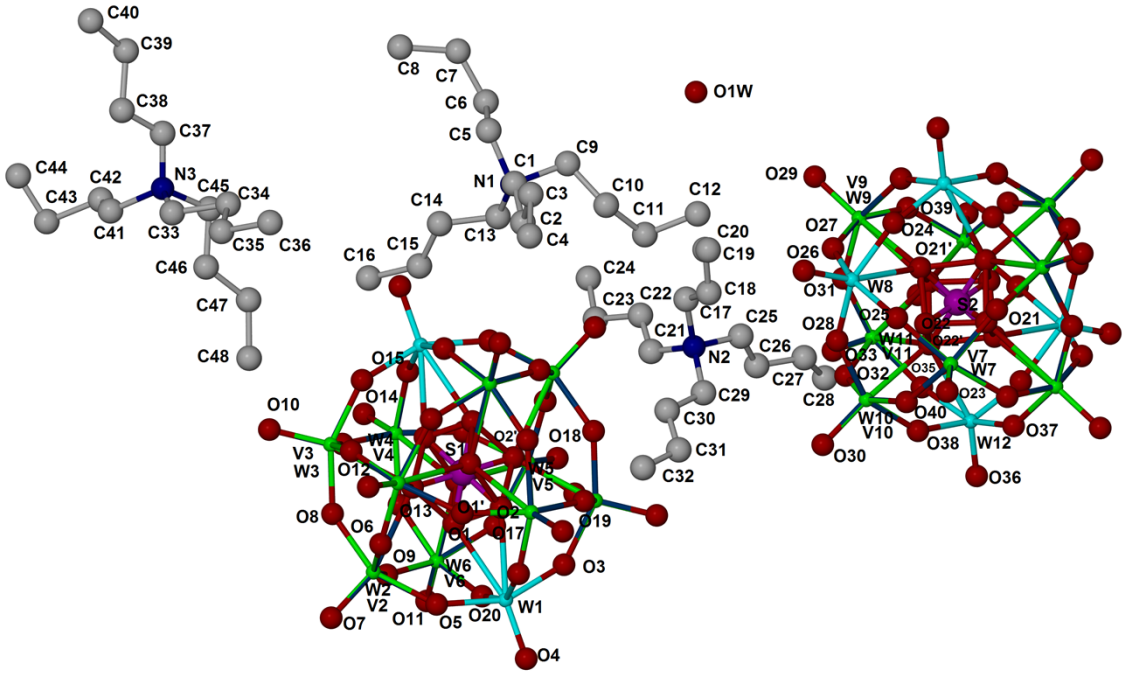

(A)

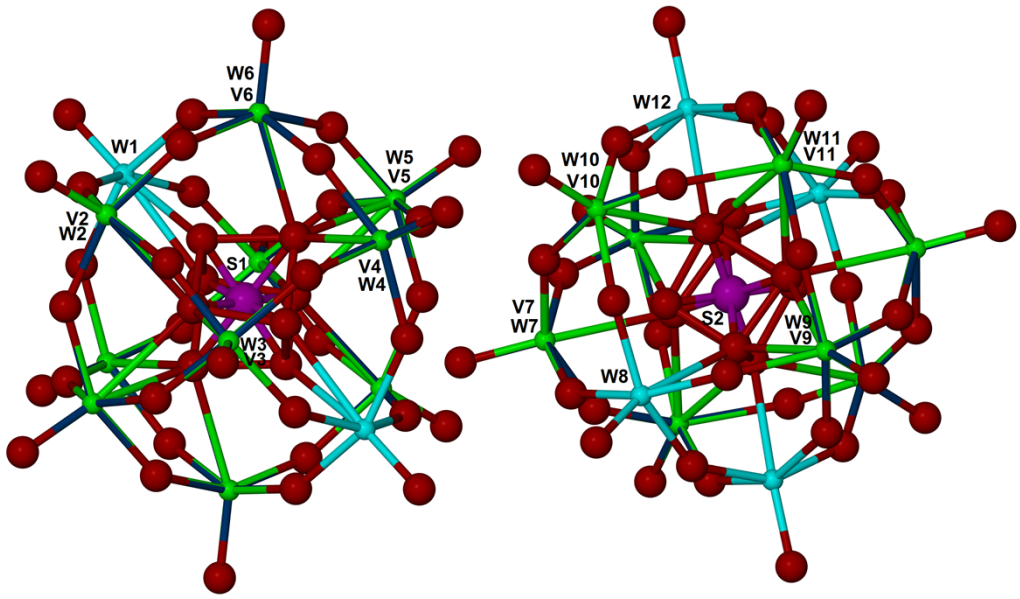

(B)

Figure S1 (A) The molecular structure of $(n\text{-}Bu_4N)_3[SVW_{11}O_{40}]\cdot 0.5H_2O$, hydrogen atoms have been omitted for clarity. (B) α-Keggin-type $[SVW_{11}O_{40}]^{3-}$ anions in asymmetric unit of the crystal $(n\text{-}Bu_4N)_3[SVW_{11}O_{40}]\cdot 0.5H_2O$. The green balls represent a mixed V/W atom position in the structure.

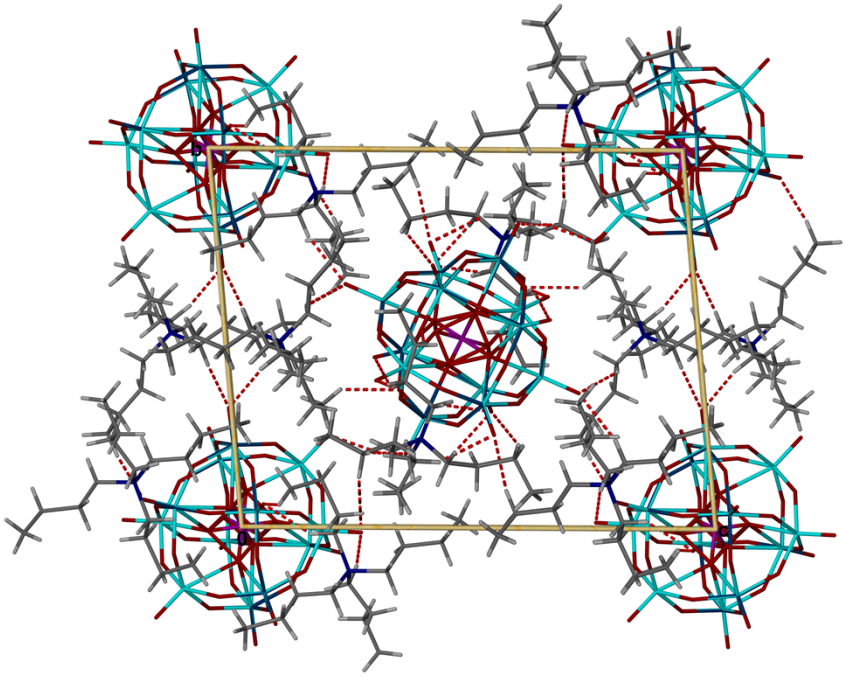

Figure S2 Crystal packing viewed along the a-axis for $(n\text{-}Bu_4N)_3[SVW_{11}O_{40}]\cdot 0.5H_2O$.