

Electronic Supplementary Information for Scalability in the Mechanochemical Syntheses of Graphene Materials and Biomass-derived Chemicals

5 Richard G. Blair^{a*}, Katerina Chagoya^b, Scott Biltek^c, Steven Jackson^c, Ashlyn Sinclair^c, Alexandra Taraboletti^a, and David T. Restrepo^d

DOI: 10.1039/b000000x [DO NOT ALTER/DELETE THIS TEXT]

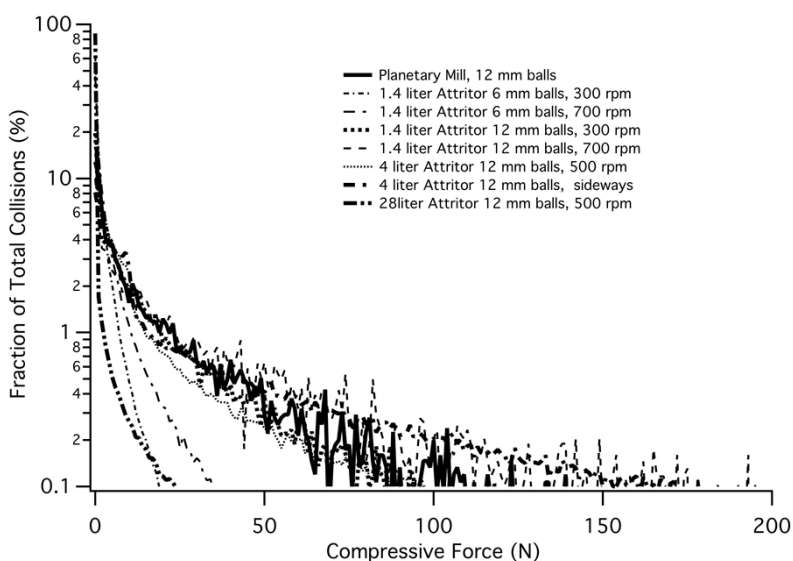


Figure S1. Distribution of compressive forces for various mill implemented in the hydrolysis of cellulose and the oxidation of graphite.

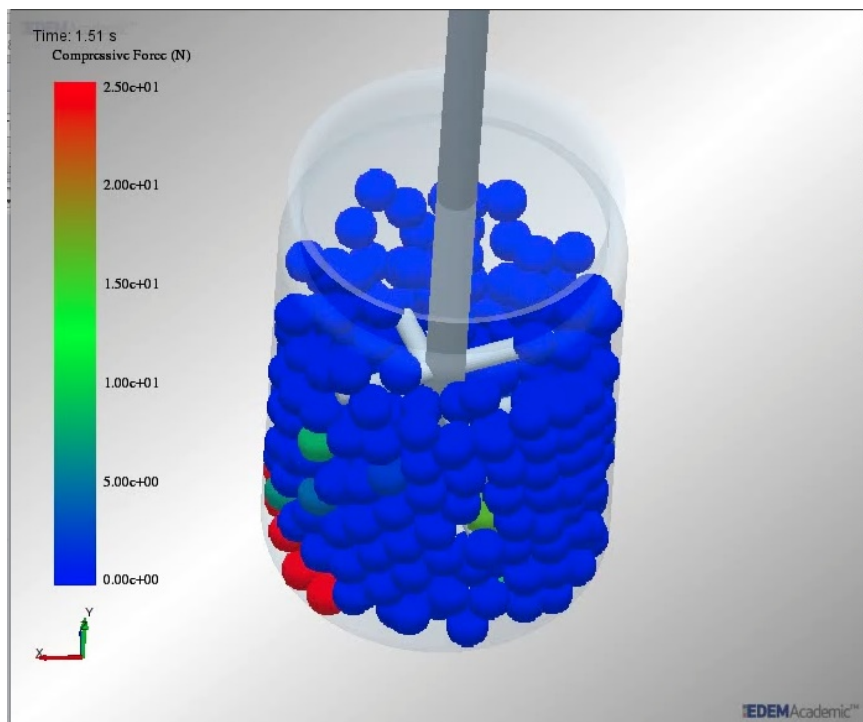


Figure S2. A 1.4 liter tank with 12 mm media at 300 RPM, file designation: 1p4_attritor_0p5_300.avi

5

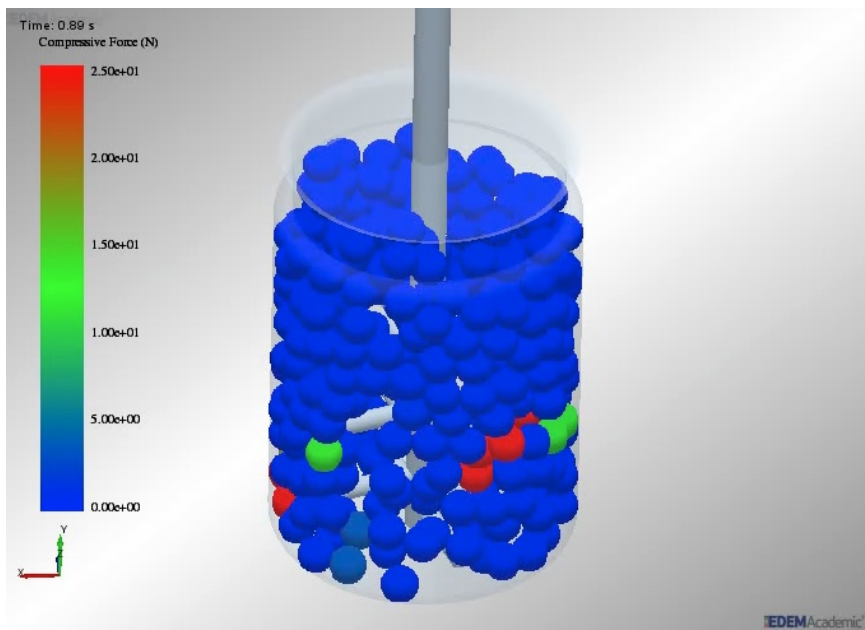


Figure S3. A 1.4 liter tank with 12 mm media at 700 RPM, file designation: lp4_attritor_0p5_700.avi

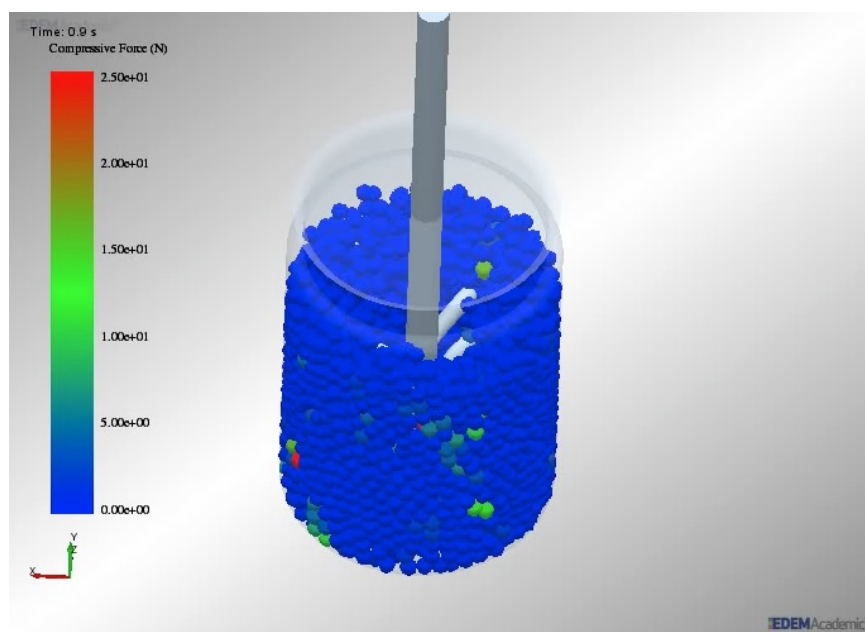


Figure S4. A 1.4 liter tank with 6 mm media at 700 RPM, movie file designation: lp4_attritor_0p25_700.avi

5

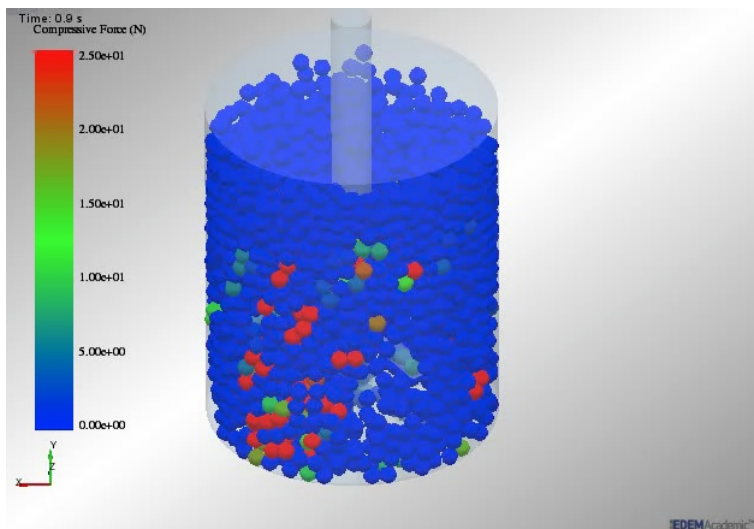


Figure S5. A 4 liter tank with 12 mm media at 500 RPM, movie file designation: 4l_attritor_0p5_500.avi

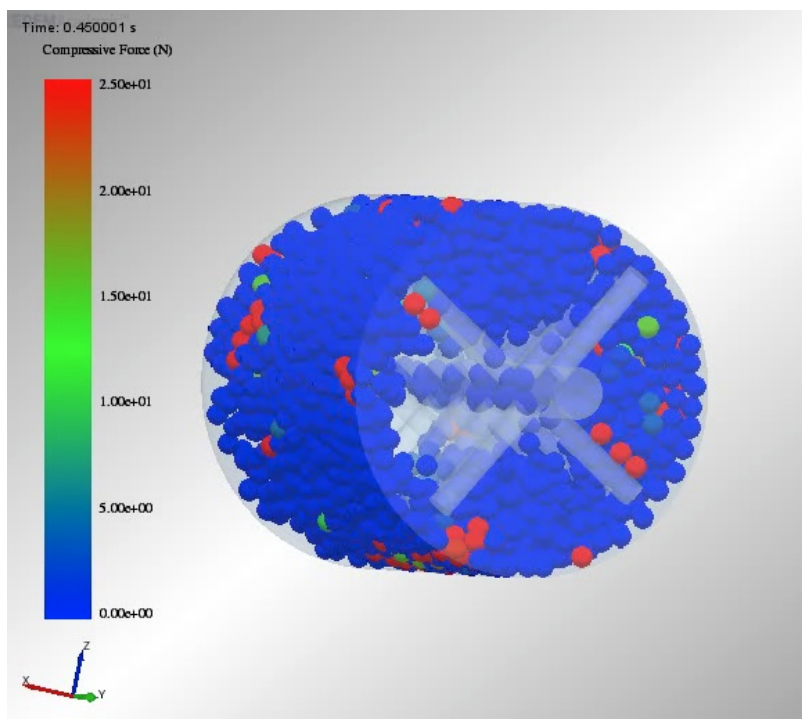


Figure S6. A 4 liter tank with 12 mm media at 500 RPM sideways, movie file designation: 4l_attritor_0p5_500_side.avi




Figure S7. A 28 liter tank with 12 mm media at 500 RPM, movie file designation: 28l_attritor_0p5_500.avi