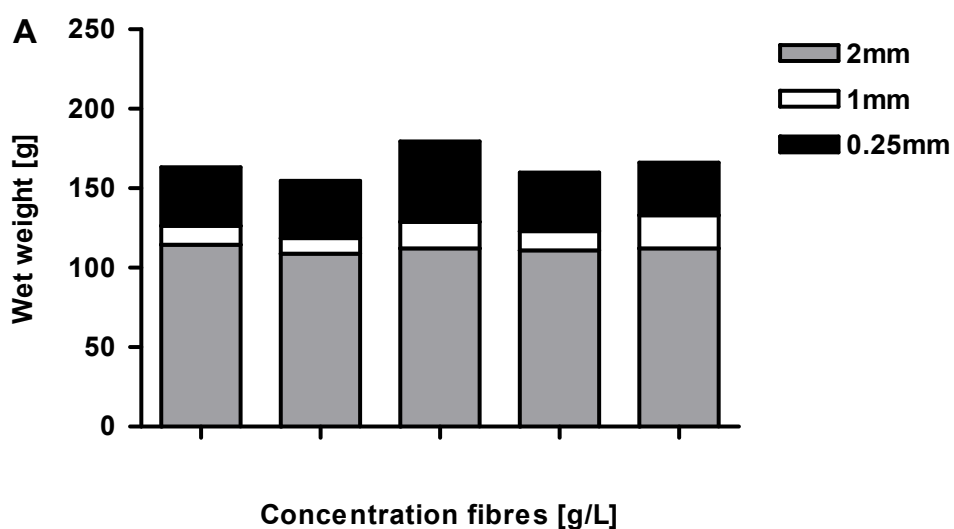


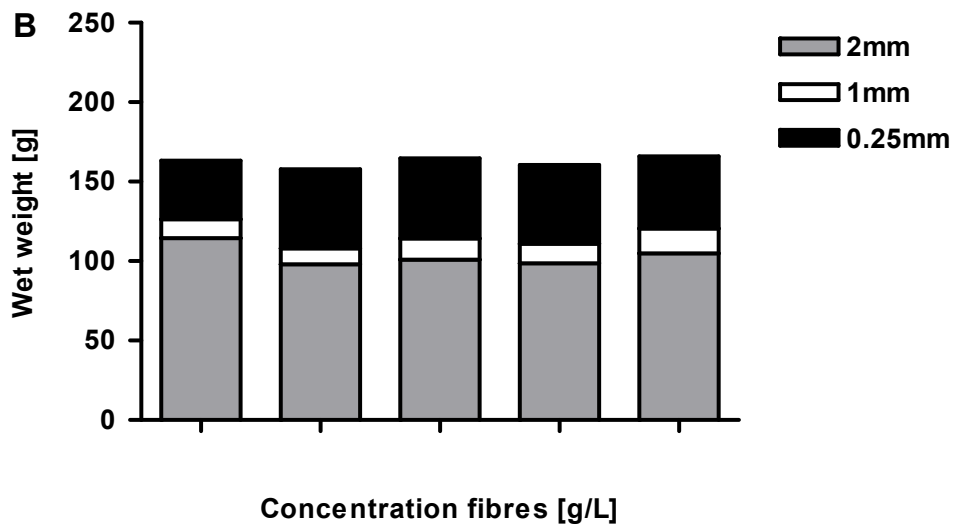
### FIGURE 4A. Wet weight acacia fiber

Wet weight of the coagulate fractions of particles larger than 2 mm, between 1 and 2 mm, and between 0.25 and 1 mm, with increasing concentrations of acacia fiber. The addition of increasing concentrations of acacia fiber to enteral nutrition had no significant effect on the coagulation fractions of particle larger than 2 mm (slope -0.04 L, ns).



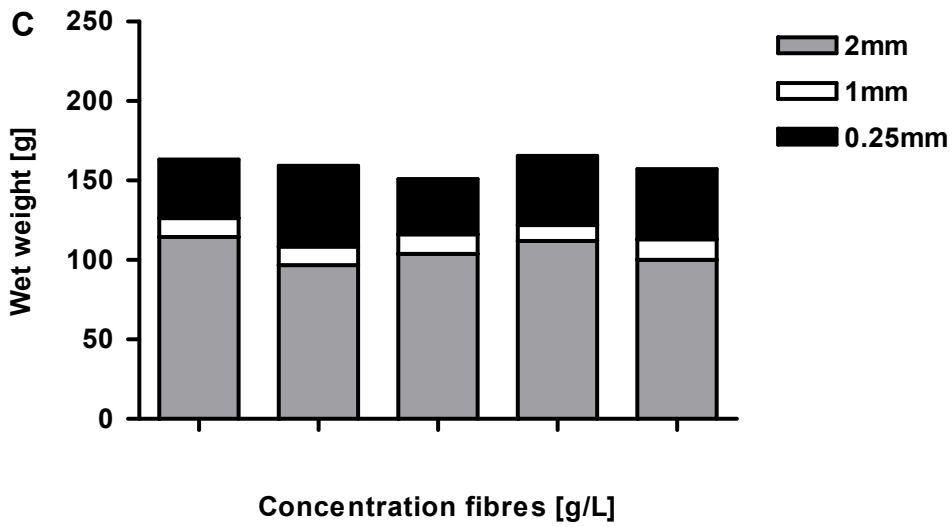
### FIGURE 4B. Wet weight oligofructose

Mean wet weight of the coagulate fractions of particles larger than 2 mm, between 1 and 2 mm, and between 0.25 and 1 mm, with increasing concentrations of oligofructose. The addition of increasing concentrations of oligofructose to enteral nutrition had no significant effect on the coagulation fractions of particle larger than 2 mm (slope -0.25 L, ns).



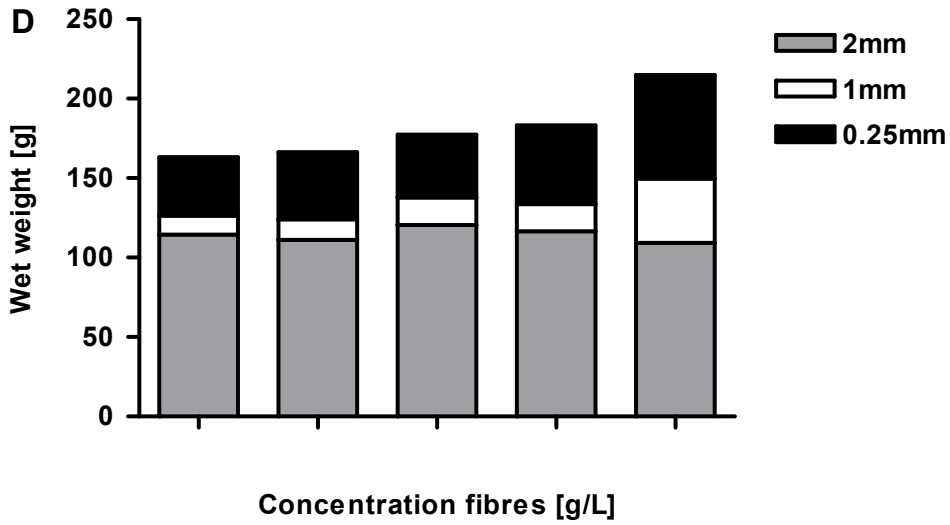
**FIGURE 4C. Wet weight inulin**

Mean wet weight of the coagulate fractions of particles larger than 2 mm, between 1 and 2 mm, and between 0.25 and 1 mm, with increasing concentrations of inulin. The addition of increasing concentrations of inulin to enteral nutrition had no significant effect on the coagulation fractions of particle larger than 2 mm (slope -0.31 L, ns).



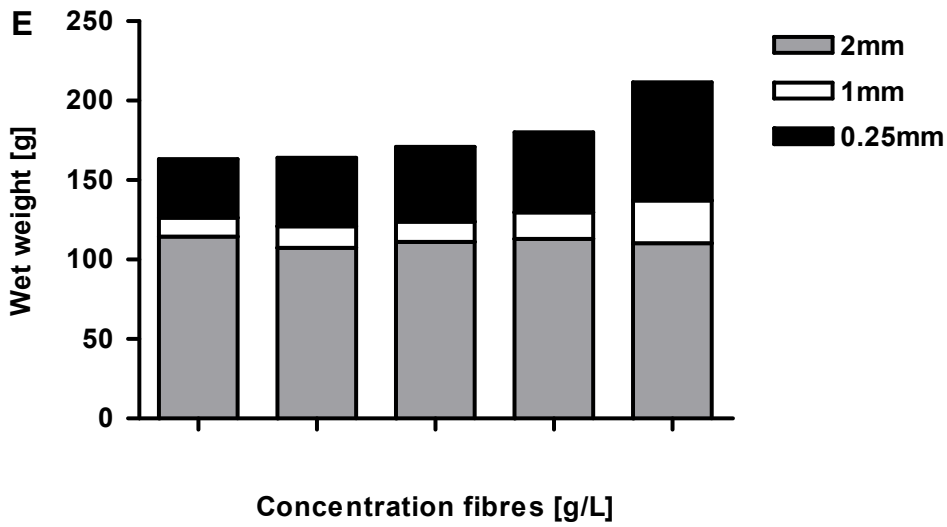
**FIGURE 4D. Wet weight soy polysaccharide**

Mean wet weight of the coagulate fractions of particles larger than 2 mm, between 1 and 2 mm, and between 0.25 and 1 mm, with increasing concentrations of soy polysaccharide. The addition of increasing concentrations of soy polysaccharide to enteral nutrition had no significant effect on the coagulation fractions of particle larger than 2 mm (slope -0.72 L, ns).



**FIGURE 4E. Wet weight resistant starch**

Mean wet weight of the coagulate fractions of particles larger than 2 mm, between 1 and 2 mm, and between 0.25 and 1 mm, with increasing concentrations of resistant starch. The addition of increasing concentrations of resistant starch to enteral nutrition had no significant effect on the coagulation fractions of particle larger than 2 mm (slope -0.46 L, ns).



**FIGURE 4F. Wet weight alpha cellulose**

Mean wet weight of the coagulate fractions of particles larger than 2 mm, between 1 and 2 mm, and between 0.25 and 1 mm, with increasing concentrations of resistant starch. The addition of increasing concentrations of resistant starch to enteral nutrition resulted in a significant increase of the wet weight of the particle larger than 2 mm (slope 0.90 L, P < 0.05).

