

# Supporting Information

Wenjun Li, Jian Wang\*

Allan H. Conney Laboratory for Anticancer Research, Guangdong University of  
Technology, Guang Dong, 510006, China  
Department of Chemistry, National University of Singapore, 3 Science Drive 3,  
Singapore 117543, wangjian1999@hotmail.com

A: General Information and Starting Materials .....	2
B: General Procedure for Cascade Reactions .....	2
C: Characterization Data .....	3
D: NMR Analysis .....	10
E: Reference.....	39

## A: General Information and Starting Materials

**General Information.** Proton nuclear magnetic resonance ( $^1\text{H}$  NMR) spectra and carbon nuclear magnetic resonance ( $^{13}\text{C}$  NMR) spectra were recorded on a Bruker ACF300 spectrometer (500 MHz and 125 MHz). Chemical shifts for protons are reported in parts per million downfield from tetramethylsilane and are referenced to residual protium in the NMR solvent ( $\text{CDCl}_3$ :  $\delta$  7.26). Chemical shifts for carbon are reported in parts per million downfield from tetramethylsilane and are referenced to the carbon resonances of the solvent ( $\text{CDCl}_3$ :  $\delta$  77.16). Data are represented as follows: chemical shift, integration, multiplicity (br = broad, s = singlet, d = doublet, t = triplet, q = quartet, m = multiplet), coupling constants in Hertz (Hz). All high resolution mass spectra were obtained on a Finnigan/MAT 95XL-T mass spectrometer. For thin layer chromatography (TLC), Merck pre-coated TLC plates (Merck 60 F254) were used, and compounds were visualized with a UV light at 254 nm. Flash chromatography separations were performed on Merck 60 (0.040-0.063 mm) mesh silica gel.

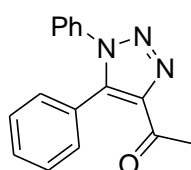
**Starting Materials.** All solvents and inorganic reagents were from commercial sources and used without purification unless otherwise noted. The azides were prepared following the literature procedures.<sup>1</sup>

## B: General Procedure for Cascade Reactions

To a solution of DMSO (0.3 mL) were added  $\alpha,\beta$ -unsaturated ketones **1** (0.10 mmol), azides **2** (0.20 mmol) and catalyst **III** (0.01 mmol). The reaction mixture was stirred at 80 °C for 72h and then the solvent was removed under vacuum. The residue was purified by silica gel chromatography to yield the desired product.

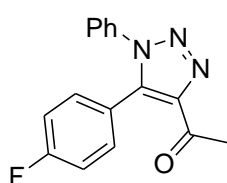
## C: Characterization Data

### 1-(1,5-diphenyl-1H-1,2,3-triazol-4-yl)ethanone (3aa)



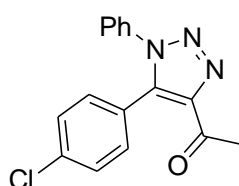
Yellow solid, 82% yield; mp = 83-84°C; <sup>1</sup>H NMR (CDCl<sub>3</sub>, 500 MHz): δ (ppm) 7.45-7.33 (m, 6H), 7.31-7.29 (m, 4H), 2.81 (s, 3H). <sup>13</sup>C NMR (CDCl<sub>3</sub>, 125 MHz): δ (ppm) 192.9, 143.5, 139.1, 135.8, 131.8, 130.2, 129.9, 129.5, 129.3, 128.4, 127.0, 125.7, 125.2, 120.2, 28.4. HRMS (EI): exact mass calculated for M (C<sub>16</sub>H<sub>13</sub>N<sub>3</sub>O) requires m/z 263.1059, found m/z 263.1060.

### 1-(5-(4-fluorophenyl)-1-phenyl-1H-1,2,3-triazol-4-yl)ethanone (3ba)



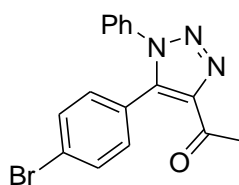
Yellow solid, 84% yield; mp = 97-98°C; <sup>1</sup>H NMR (CDCl<sub>3</sub>, 500 MHz): δ (ppm) 7.47-7.45 (m, 3H), 7.34-7.28 (m, 4H), 7.11-7.05 (m, 2H), 2.81 (s, 3H). <sup>13</sup>C NMR (CDCl<sub>3</sub>, 125 MHz): δ (ppm) 193.0, 165.0, 161.7, 143.3, 138.0, 135.5, 132.4 (d, *J* = 57.5 Hz), 129.6, 129.4, 129.0, 125.2, 121.5 (d, *J* = 23.0 Hz), 120.2, 115.8 (d, *J* = 146.0 Hz), 28.3. HRMS (EI): exact mass calculated for M (C<sub>16</sub>H<sub>12</sub>N<sub>3</sub>OF) requires m/z 281.0964, found m/z 281.0960.

### 1-(5-(4-chlorophenyl)-1-phenyl-1H-1,2,3-triazol-4-yl)ethanone (3ca)



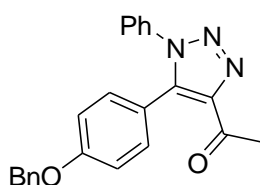
Yellow oil, 85% yield. <sup>1</sup>H NMR (CDCl<sub>3</sub>, 500 MHz): δ (ppm) 7.48-7.44 (m, 3H), 7.37-7.35 (m, 2H), 7.28-7.25 (m, 4H), 2.80 (s, 3H). <sup>13</sup>C NMR (CDCl<sub>3</sub>, 125 MHz): δ (ppm) 193.0, 143.4, 137.9, 136.3, 135.5, 131.6, 129.8, 129.5, 128.8, 125.3, 124.1, 28.4. HRMS (EI): exact mass calculated for M (C<sub>16</sub>H<sub>12</sub>N<sub>3</sub>OCl) requires m/z 297.0669, found m/z 297.0663.

### 1-(5-(4-bromophenyl)-1-phenyl-1H-1,2,3-triazol-4-yl)ethanone (3da)



Yellow solid, 81% yield; mp = 105-106°C; <sup>1</sup>H NMR (CDCl<sub>3</sub>, 500 MHz): δ (ppm) 7.54-7.46 (m, 5H), 7.31-7.28 (m, 2H), 7.21-7.19 (m, 2H), 2.81 (s, 3H). <sup>13</sup>C NMR (CDCl<sub>3</sub>, 125 MHz): δ (ppm) 192.9, 143.4, 137.9, 135.5, 131.7, 131.6, 129.7, 129.5, 125.2, 124.6, 124.5, 28.3. HRMS (EI): exact mass calculated for M (C<sub>16</sub>H<sub>12</sub>N<sub>3</sub>OBr) requires m/z 341.0164, found m/z 341.0151.

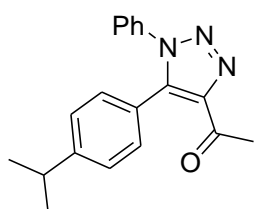
### 1-(5-(4-(benzyloxy)phenyl)-1-phenyl-1H-1,2,3-triazol-4-yl)ethanone (3ea)



Yellow oil, 77% yield. <sup>1</sup>H NMR (CDCl<sub>3</sub>, 500 MHz): δ (ppm) 7.44-7.36 (m, 8H), 7.31-7.29 (m, 2H), 7.27-7.25 (m, 2H), 6.98-6.96 (m, 2H), 5.08 (s, 2H), 2.80 (s, 3H). <sup>13</sup>C NMR

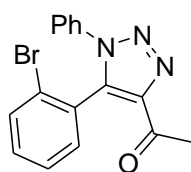
(CDCl<sub>3</sub>, 125 MHz):  $\delta$  (ppm) 193.1, 160.0, 143.2, 138.9, 136.3, 136.0, 131.8, 129.5, 129.4, 129.1, 128.9, 128.7, 128.6, 128.2, 127.6, 127.5, 125.3, 120.1, 117.6, 114.9, 70.1, 28.4. HRMS (EI): exact mass calculated for M (C<sub>23</sub>H<sub>19</sub>N<sub>3</sub>O<sub>2</sub>) requires m/z 369.1477, found m/z 369.1467.

### 1-(5-(4-isopropylphenyl)-1-phenyl-1H-1,2,3-triazol-4-yl)ethanone (3fa)



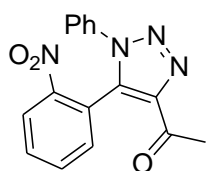
Yellow oil, 78% yield. <sup>1</sup>H NMR (CDCl<sub>3</sub>, 500 MHz):  $\delta$  (ppm) 7.44-7.42 (m, 3H), 7.31-7.28 (m, 2H), 7.23-7.22 (m, 4H), 2.96-2.90 (m, 1H), 2.79 (s, 3H), 1.26 (d,  $J$  = 7.0 Hz, 6H). <sup>13</sup>C NMR (CDCl<sub>3</sub>, 125 MHz):  $\delta$  (ppm) 193.0, 150.9, 143.4, 139.3, 136.0, 130.2, 129.4, 129.3, 126.5, 125.3, 122.7, 33.9, 28.4, 23.7. HRMS (EI): exact mass calculated for M (C<sub>19</sub>H<sub>19</sub>N<sub>3</sub>O) requires m/z 305.1528, found m/z 305.1517.

### 1-(5-(2-bromophenyl)-1-phenyl-1H-1,2,3-triazol-4-yl)ethanone (3ga)



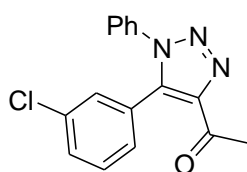
Yellow oil, 87% yield. <sup>1</sup>H NMR (CDCl<sub>3</sub>, 500 MHz):  $\delta$  (ppm) 7.67-7.63 (m, 2H), 7.42-7.38 (m, 3H), 7.36-7.32 (m, 3H), 7.22-7.21 (m, 1H), 2.76 (s, 3H). <sup>13</sup>C NMR (CDCl<sub>3</sub>, 125 MHz):  $\delta$  (ppm) 192.5, 144.5, 137.9, 135.7, 133.1, 131.6, 131.5, 129.6, 129.3, 129.1, 128.3, 127.5, 124.6, 123.9, 120.1, 27.9. HRMS (EI): exact mass calculated for M (C<sub>16</sub>H<sub>12</sub>N<sub>3</sub>OBr) requires m/z 341.0164, found m/z 341.0170.

### 1-(5-(2-nitrophenyl)-1-phenyl-1H-1,2,3-triazol-4-yl)ethanone (3ha)



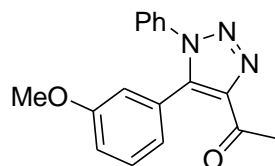
Yellow oil, 85% yield. <sup>1</sup>H NMR (CDCl<sub>3</sub>, 500 MHz):  $\delta$  (ppm) 8.22-8.21 (m, 1H), 7.64-7.61 (m, 2H), 7.45-7.36 (m, 5H), 7.21-7.20 (m, 1H), 2.74 (s, 3H). <sup>13</sup>C NMR (CDCl<sub>3</sub>, 125 MHz):  $\delta$  (ppm) 193.2, 148.7, 143.4, 136.0, 135.3, 133.4, 132.2, 131.1, 129.9, 129.6, 125.1, 124.9, 122.5, 27.6. HRMS (EI): exact mass calculated for M (C<sub>16</sub>H<sub>12</sub>N<sub>4</sub>O<sub>3</sub>) requires m/z 308.0909, found m/z 308.0914.

### 1-(5-(3-chlorophenyl)-1-phenyl-1H-1,2,3-triazol-4-yl)ethanone (3ia)



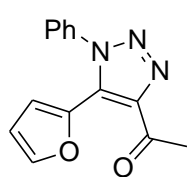
Yellow oil, 89% yield. <sup>1</sup>H NMR (CDCl<sub>3</sub>, 500 MHz):  $\delta$  (ppm) 7.48-7.40 (m, 4H), 7.33-7.28 (m, 4H), 7.17-7.15 (m, 1H), 2.80 (s, 3H). <sup>13</sup>C NMR (CDCl<sub>3</sub>, 125 MHz):  $\delta$  (ppm) 192.9, 143.6, 137.6, 135.5, 134.4, 130.3, 130.2, 129.8, 129.6, 129.5, 128.4, 127.5, 125.2, 28.3. HRMS (EI): exact mass calculated for M (C<sub>16</sub>H<sub>12</sub>N<sub>3</sub>OCl) requires m/z 297.0669, found m/z 297.0671.

### 1-(5-(3-methoxyphenyl)-1-phenyl-1H-1,2,3-triazol-4-yl)ethanone (3ja)



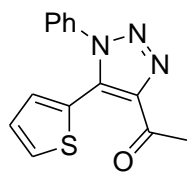
Yellow oil, 81% yield.  $^1\text{H}$  NMR ( $\text{CDCl}_3$ , 500 MHz):  $\delta$  (ppm) 7.43-7.40 (m, 3H), 7.31-7.25 (m, 3H), 6.97-6.95 (m, 1H), 6.87-6.84 (m, 2H), 3.73 (s, 3H), 2.79 (s, 3H).  $^{13}\text{C}$  NMR ( $\text{CDCl}_3$ , 125 MHz):  $\delta$  (ppm) 192.9, 159.3, 143.5, 138.9, 135.9, 129.5, 129.3, 129.1, 126.8, 125.2, 122.5, 120.2, 115.9, 115.7, 112.5, 55.3, 28.4. HRMS (EI): exact mass calculated for M ( $\text{C}_{17}\text{H}_{15}\text{N}_3\text{O}_2$ ) requires  $m/z$  293.1164, found  $m/z$  293.1165.

### 1-(5-(furan-2-yl)-1-phenyl-1H-1,2,3-triazol-4-yl)ethanone (3ka)



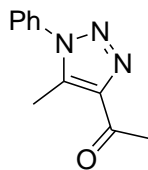
Yellow oil, 84% yield.  $^1\text{H}$  NMR ( $\text{CDCl}_3$ , 500 MHz):  $\delta$  (ppm) 7.55-7.51 (m, 4H), 7.41-7.40 (m, 2H), 7.35-7.34 (m, 1H), 6.55-6.54 (m, 1H), 2.83 (s, 3H).  $^{13}\text{C}$  NMR ( $\text{CDCl}_3$ , 125 MHz):  $\delta$  (ppm) 192.8, 144.7, 142.7, 139.4, 137.1, 129.8, 129.1, 125.4, 117.3, 111.9, 28.5. HRMS (EI): exact mass calculated for M ( $\text{C}_{14}\text{H}_{11}\text{N}_3\text{O}_2$ ) requires  $m/z$  253.0851, found  $m/z$  253.0844.

### 1-(1-phenyl-5-(thiophen-2-yl)-1H-1,2,3-triazol-4-yl)ethanone (3la)



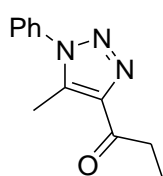
Yellow oil, 87% yield.  $^1\text{H}$  NMR ( $\text{CDCl}_3$ , 500 MHz):  $\delta$  (ppm) 7.56-7.47 (m, 4H), 7.43-7.42 (m, 1H), 7.39-7.37 (m, 2H), 7.06-7.04 (m, 1H), 2.82 (s, 3H).  $^{13}\text{C}$  NMR ( $\text{CDCl}_3$ , 125 MHz):  $\delta$  (ppm) 192.9, 143.2, 135.9, 133.6, 132.5, 130.2, 129.9, 129.5, 127.1, 126.1, 124.9, 28.5. HRMS (EI): exact mass calculated for M ( $\text{C}_{14}\text{H}_{11}\text{N}_3\text{OS}$ ) requires  $m/z$  269.0636, found  $m/z$  269.0624.

### 1-(5-methyl-1-phenyl-1H-1,2,3-triazol-4-yl)ethanone (3ma)



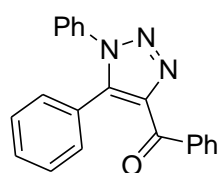
Yellow oil, 75% yield.  $^1\text{H}$  NMR ( $\text{CDCl}_3$ , 500 MHz):  $\delta$  (ppm) 7.61-7.59 (m, 3H), 7.48-7.46 (m, 2H), 2.78 (s, 3H), 2.62 (s, 3H).  $^{13}\text{C}$  NMR ( $\text{CDCl}_3$ , 125 MHz):  $\delta$  (ppm) 194.5, 143.7, 137.4, 135.3, 129.7, 125.3, 27.9, 10.2. HRMS (EI): exact mass calculated for M ( $\text{C}_{11}\text{H}_{11}\text{N}_3\text{O}$ ) requires  $m/z$  201.0902, found  $m/z$  201.0899.

### 1-(5-methyl-1-phenyl-1H-1,2,3-triazol-4-yl)propan-1-one (3na)



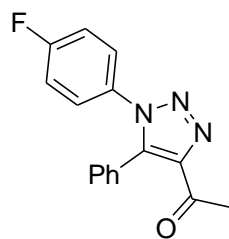
Yellow oil, 72% yield.  $^1\text{H}$  NMR ( $\text{CDCl}_3$ , 500 MHz):  $\delta$  (ppm) 7.61-7.59 (m, 3H), 7.48-7.47 (m, 2H), 3.29-3.24 (q, 2H), 2.62 (s, 3H), 1.28 (t,  $J = 7.0$  Hz, 3H).  $^{13}\text{C}$  NMR ( $\text{CDCl}_3$ , 125 MHz):  $\delta$  (ppm) 197.5, 143.2, 137.4, 135.4, 130.0, 129.7, 129.3, 125.3, 118.6, 115.1, 33.3, 10.2, 7.9. HRMS (EI): exact mass calculated for M ( $\text{C}_{12}\text{H}_{13}\text{N}_3\text{O}$ ) requires  $m/z$  215.1072, found  $m/z$  215.1062.

**(1,5-diphenyl-1H-1,2,3-triazol-4-yl)(phenyl)ethanone (30a)**



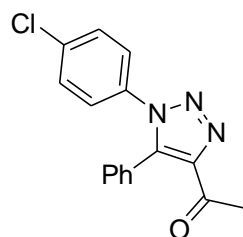
Yellow oil, 74% yield.  $^1\text{H}$  NMR ( $\text{CDCl}_3$ , 500 MHz):  $\delta$  (ppm) 8.32-8.30 (m, 2H), 7.63-7.61 (m, 1H), 7.54-7.51 (m, 2H), 7.45-7.35 (m, 10H).  $^{13}\text{C}$  NMR ( $\text{CDCl}_3$ , 125 MHz):  $\delta$  (ppm) 186.7, 143.6, 141.2, 137.2, 135.9, 133.1, 130.7, 130.2, 129.9, 129.5, 129.3, 128.5, 128.3, 126.1, 125.3. HRMS (EI): exact mass calculated for  $\text{M}(\text{C}_{21}\text{H}_{15}\text{N}_3\text{O})$  requires  $m/z$  325.1215, found  $m/z$  325.1210.

**1-(1-(4-fluorophenyl)-5-phenyl-1H-1,2,3-triazol-4-yl)ethanone (3ab)**



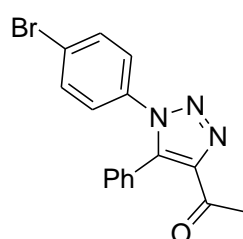
Yellow oil, 77% yield.  $^1\text{H}$  NMR ( $\text{CDCl}_3$ , 500 MHz):  $\delta$  (ppm) 7.45-7.38 (m, 3H), 7.30-7.26 (m, 4H), 7.12-7.08 (m, 2H), 2.78 (s, 3H).  $^{13}\text{C}$  NMR ( $\text{CDCl}_3$ , 125 MHz):  $\delta$  (ppm) 192.9, 163.8, 161.8, 143.5, 139.2, 131.9, 130.2, 128.8, 128.5, 127.2, 127.1, 125.5, 122.1 (d,  $J = 32.0$  Hz), 116.4 (d,  $J = 93.5$  Hz), 115.8 (d,  $J = 89.5$  Hz), 28.4. HRMS (EI): exact mass calculated for  $\text{M}(\text{C}_{16}\text{H}_{12}\text{N}_3\text{OF})$  requires  $m/z$  281.0964, found  $m/z$  281.0965.

**1-(1-(4-chlorophenyl)-5-phenyl-1H-1,2,3-triazol-4-yl)ethanone (3ac)**



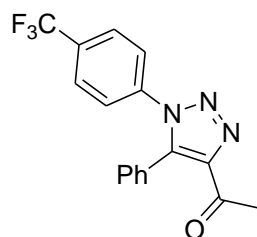
Yellow oil, 74% yield.  $^1\text{H}$  NMR ( $\text{CDCl}_3$ , 500 MHz):  $\delta$  (ppm) 7.46-7.45 (m, 1H), 7.42-7.38 (m, 4H), 7.30-7.29 (m, 2H), 7.24-7.22 (m, 2H), 2.78 (s, 3H).  $^{13}\text{C}$  NMR ( $\text{CDCl}_3$ , 125 MHz):  $\delta$  (ppm) 192.8, 143.5, 139.1, 135.6, 134.3, 130.2, 129.6, 129.1, 128.8, 128.6, 127.0, 126.3, 125.4, 121.4, 28.4. HRMS (EI): exact mass calculated for  $\text{M}(\text{C}_{16}\text{H}_{12}\text{N}_3\text{OCl})$  requires  $m/z$  297.0669, found  $m/z$  297.0655.

**1-(1-(4-bromophenyl)-5-phenyl-1H-1,2,3-triazol-4-yl)ethanone (3ad)**



Yellow oil, 80% yield.  $^1\text{H}$  NMR ( $\text{CDCl}_3$ , 500 MHz):  $\delta$  (ppm) 7.55-7.53 (m, 2H), 7.42-7.39 (m, 2H), 7.30-7.28 (m, 1H), 7.26-7.24 (m, 1H), 7.17-7.16 (m, 2H), 6.59-6.57 (m, 1H), 2.78 (s, 3H).  $^{13}\text{C}$  NMR ( $\text{CDCl}_3$ , 125 MHz):  $\delta$  (ppm) 192.8, 143.6, 139.0, 134.8, 132.6, 132.0, 130.2, 128.8, 128.6, 127.0, 126.6, 125.4, 123.6, 121.7, 116.8, 28.4. HRMS (EI): exact mass calculated for  $\text{M}(\text{C}_{16}\text{H}_{12}\text{N}_3\text{OBr})$  requires  $m/z$  341.0164, found  $m/z$  341.0157.

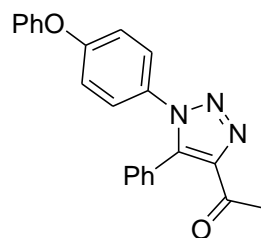
**1-(5-phenyl-1-(4-(trifluoromethyl)phenyl)-1H-1,2,3-triazol-4-yl)ethanone (3ae)**



Yellow oil, 76% yield.  $^1\text{H}$  NMR ( $\text{CDCl}_3$ , 500 MHz):  $\delta$  (ppm) 7.70-7.68 (m, 2H), 7.48-7.41 (m, 5H), 7.32-7.28 (m, 2H), 2.80 (s, 3H).  $^{13}\text{C}$  NMR ( $\text{CDCl}_3$ , 125 MHz):  $\delta$  (ppm) 192.7, 143.7, 139.1 (d,  $J = 257.5$  Hz), 131.6 (d,  $J = 132.0$  Hz), 130.4, 130.1,

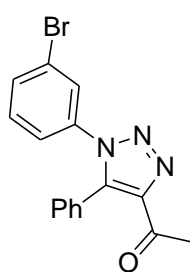
128.9, 128.7, 127.1, 126.7, 126.6, 125.3, 124.4, 122.3, 119.7, 28.4. HRMS (EI): exact mass calculated for M (C<sub>17</sub>H<sub>12</sub>N<sub>3</sub>F<sub>3</sub>O) requires m/z 331.0932, found m/z 331.0933.

### 1-(1-(4-phenoxyphenyl)-5-phenyl-1H-1,2,3-triazol-4-yl)ethanone (3af)



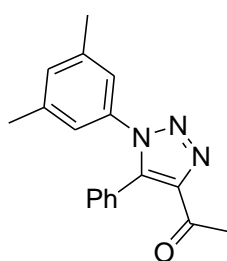
Yellow oil, 89% yield. <sup>1</sup>H NMR (CDCl<sub>3</sub>, 500 MHz): δ (ppm) 7.44-7.38 (m, 5H), 7.33-7.31 (m, 2H), 7.24-7.19 (m, 3H), 7.07-7.05 (m, 2H), 6.99-6.97 (m, 2H), 2.79 (s, 3H). <sup>13</sup>C NMR (CDCl<sub>3</sub>, 125 MHz): δ (ppm) 192.9, 158.6, 155.7, 143.4, 139.1, 130.4, 130.2, 130.1, 130.0, 128.4, 126.7, 125.7, 124.4, 119.8, 118.5, 117.3, 28.4. HRMS (EI): exact mass calculated for M (C<sub>22</sub>H<sub>17</sub>N<sub>3</sub>O<sub>2</sub>) requires m/z 355.1321, found m/z 355.1322.

### 1-(1-(3-bromophenyl)-5-phenyl-1H-1,2,3-triazol-4-yl)ethanone (3ag)



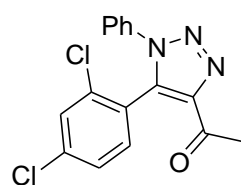
Yellow oil, 75% yield. <sup>1</sup>H NMR (CDCl<sub>3</sub>, 500 MHz): δ (ppm) 7.58-7.56 (m, 2H), 7.47-7.45 (m, 1H), 7.43-7.40 (m, 2H), 7.31-7.28 (m, 2H), 7.25-7.23 (m, 1H), 7.14-7.12 (m, 1H), 2.78 (s, 3H). <sup>13</sup>C NMR (CDCl<sub>3</sub>, 125 MHz): δ (ppm) 192.8, 143.5, 139.1, 136.8, 132.7, 130.5, 130.2, 128.6, 128.3, 127.1, 125.3, 123.7, 122.8, 28.4. HRMS (EI): exact mass calculated for M (C<sub>16</sub>H<sub>12</sub>N<sub>3</sub>OBr) requires m/z 341.0164, found m/z 341.0153.

### 1-(1-(3,5-dimethylphenyl)-5-phenyl-1H-1,2,3-triazol-4-yl)ethanone (3ah)



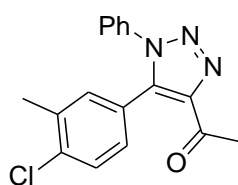
Yellow oil, 78% yield. <sup>1</sup>H NMR (CDCl<sub>3</sub>, 500 MHz): δ (ppm) 7.42-7.36 (m, 3H), 7.31-7.28 (m, 2H), 7.05 (s, 1H), 6.88 (s, 2H), 2.78 (s, 3H), 2.27 (s, 6H). <sup>13</sup>C NMR (CDCl<sub>3</sub>, 125 MHz): δ (ppm) 193.0, 143.4, 139.2, 135.6, 131.1, 130.2, 129.8, 128.7, 128.3, 127.0, 125.8, 122.9, 117.9, 28.4, 21.1. HRMS (EI): exact mass calculated for M (C<sub>18</sub>H<sub>17</sub>N<sub>3</sub>O) requires m/z 291.1372, found m/z 291.1367.

### 1-(5-(2,4-dichlorophenyl)-1-phenyl-1H-1,2,3-triazol-4-yl)ethanone (3ai)



Yellow oil, 83% yield. <sup>1</sup>H NMR (CDCl<sub>3</sub>, 500 MHz): δ (ppm) 7.42-7.28 (m, 8H), 2.81 (s, 3H). <sup>13</sup>C NMR (CDCl<sub>3</sub>, 125 MHz): δ (ppm) 192.7, 142.8, 141.0, 137.3, 132.8, 132.3, 130.5, 130.2, 130.1, 129.8, 128.3, 128.1, 126.5, 124.9, 28.4. HRMS (EI): exact mass calculated for M (C<sub>16</sub>H<sub>11</sub>N<sub>3</sub>OCl<sub>2</sub>) requires m/z 331.0279, found m/z 331.0285.

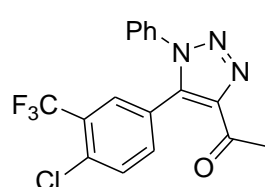
### 1-(5-(4-chloro-3-methylphenyl)-1-phenyl-1H-1,2,3-triazol-4-yl)ethanone (3aj)



Yellow oil, 84% yield. <sup>1</sup>H NMR (CDCl<sub>3</sub>, 500 MHz): δ (ppm)

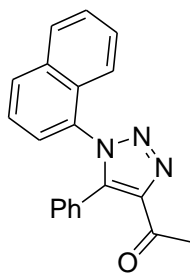
7.44-7.39 (m, 3H), 7.34-7.28 (m, 4H), 6.95-6.93 (m, 1H), 2.78 (s, 3H), 2.37 (s, 3H). <sup>13</sup>C NMR (CDCl<sub>3</sub>, 125 MHz): δ (ppm) 192.8, 143.5, 139.0, 137.8, 135.7, 134.1, 130.2, 130.1, 129.8, 128.5, 127.4, 125.5, 123.5, 28.4, 20.1. HRMS (EI): exact mass calculated for M (C<sub>17</sub>H<sub>14</sub>N<sub>3</sub>OCl) requires m/z 311.0825, found m/z 311.0831.

### 1-(5-(4-chloro-3-(trifluoromethyl)phenyl)-1-phenyl-1H-1,2,3-triazol-4-yl)ethanone (3ak)



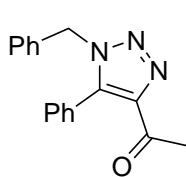
Yellow oil, 77% yield. <sup>1</sup>H NMR (CDCl<sub>3</sub>, 500 MHz): δ (ppm) 7.72-7.71 (m, 1H), 7.54-7.49 (m, 2H), 7.46-7.43 (m, 2H), 7.36-7.34 (m, 1H), 7.31-7.28 (m, 2H), 2.79 (s, 3H). <sup>13</sup>C NMR (CDCl<sub>3</sub>, 125 MHz): δ (ppm) 192.6, 143.7, 139.1, 134.4, 133.6, 132.5, 132.0, 130.6, 130.1, 128.8, 128.7, 125.0, 124.2 (q), 122.9, 120.7, 118.6, 113.6, 28.4. HRMS (EI): exact mass calculated for M (C<sub>17</sub>H<sub>11</sub>N<sub>3</sub>F<sub>3</sub>OCl) requires m/z 365.0545, found m/z 365.0547.

### 1-(1-(naphthalen-1-yl)-5-phenyl-1H-1,2,3-triazol-4-yl)ethanone (3al)



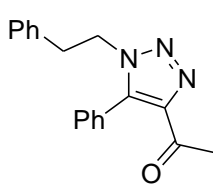
Yellow oil, 81% yield. <sup>1</sup>H NMR (CDCl<sub>3</sub>, 500 MHz): δ (ppm) 7.99-7.93 (m, 2H), 7.58-7.54 (m, 2H), 7.48-7.45 (m, 1H), 7.41-7.39 (m, 1H), 7.34-7.32 (m, 2H), 7.27-7.18 (m, 4H), 2.87 (s, 3H). <sup>13</sup>C NMR (CDCl<sub>3</sub>, 125 MHz): δ (ppm) 193.0, 142.9, 141.3, 134.0, 132.0, 130.8, 129.9, 129.7, 128.3, 128.1, 128.0, 127.1, 125.6, 125.4, 124.8, 122.2, 28.5. HRMS (EI): exact mass calculated for M (C<sub>20</sub>H<sub>15</sub>N<sub>3</sub>O) requires m/z 313.1215, found m/z 313.1206.

### 1-(1-benzyl-5-phenyl-1H-1,2,3-triazol-4-yl)ethanone (3am)



Yellow oil, 85% yield. <sup>1</sup>H NMR (CDCl<sub>3</sub>, 500 MHz): δ (ppm) 7.53-7.44 (m, 3H), 7.29-7.27 (m, 3H), 7.23-7.22 (m, 2H), 7.05-7.03 (m, 2H), 5.44 (s, 2H), 2.70 (s, 3H). <sup>13</sup>C NMR (CDCl<sub>3</sub>, 125 MHz): δ (ppm) 192.7, 143.8, 139.5, 134.6, 130.1, 129.7, 128.8, 128.6, 128.4, 127.5, 126.0, 51.9, 28.0. HRMS (EI): exact mass calculated for M (C<sub>17</sub>H<sub>15</sub>N<sub>3</sub>O) requires m/z 277.1215, found m/z 277.1209.

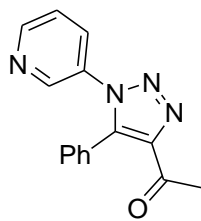
### 1-(1-phenethyl-5-phenyl-1H-1,2,3-triazol-4-yl)ethanone (3an)



Yellow oil, 89% yield. <sup>1</sup>H NMR (CDCl<sub>3</sub>, 500 MHz): δ (ppm) 7.50-7.41 (m, 3H), 7.24-7.23 (m, 3H), 7.00-6.99 (m, 2H), 6.92-6.91 (m, 2H), 4.43 (t, *J* = 7.5 Hz, 2H), 3.17 (t, *J* = 7.5 Hz, 2H), 2.68 (s, 3H). <sup>13</sup>C NMR (CDCl<sub>3</sub>, 125 MHz): δ (ppm) 192.7, 143.5, 139.7, 136.7, 129.9, 129.5, 128.8, 128.7, 128.6, 127.1, 126.0, 49.4, 36.3, 28.0. HRMS (EI): exact mass calculated for M (C<sub>18</sub>H<sub>17</sub>N<sub>3</sub>O) requires m/z 291.1372, found m/z 291.1364.



**1-(5-phenyl-1-(pyridin-3-yl)-1H-1,2,3-triazol-4-yl)ethanone (3ao)**

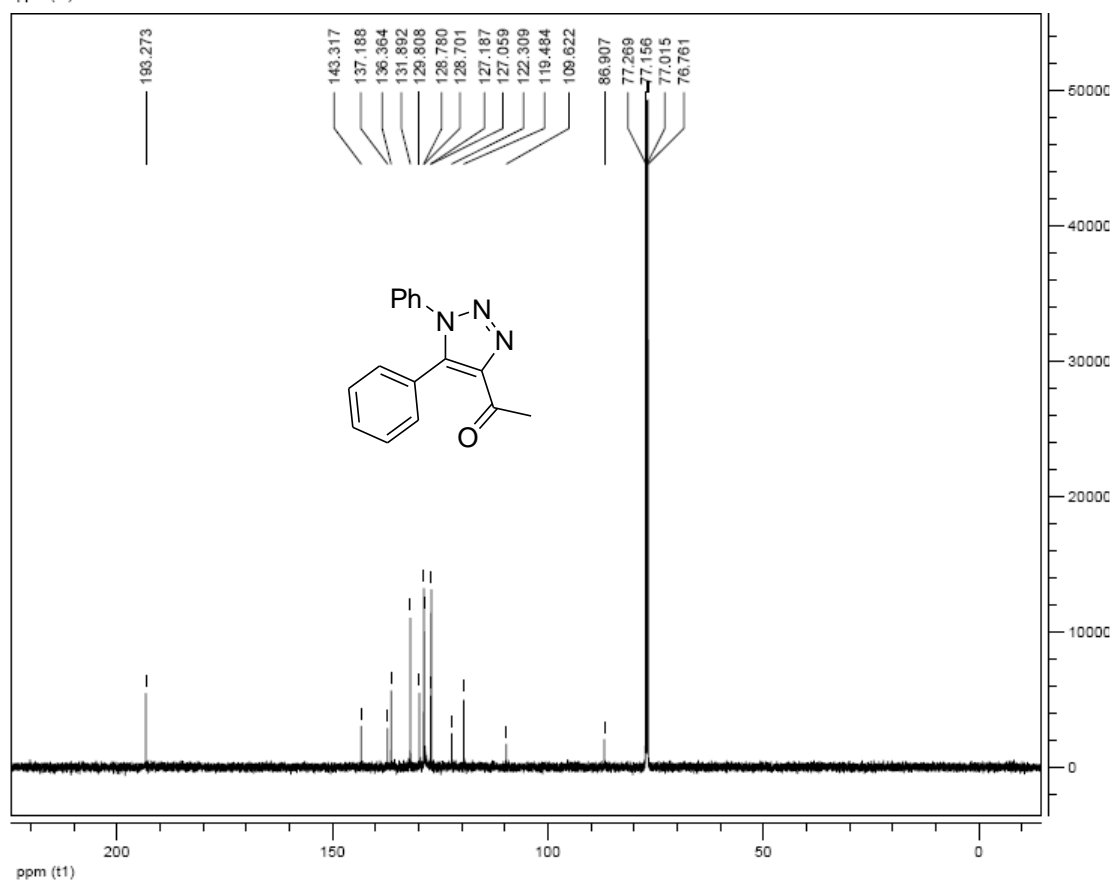
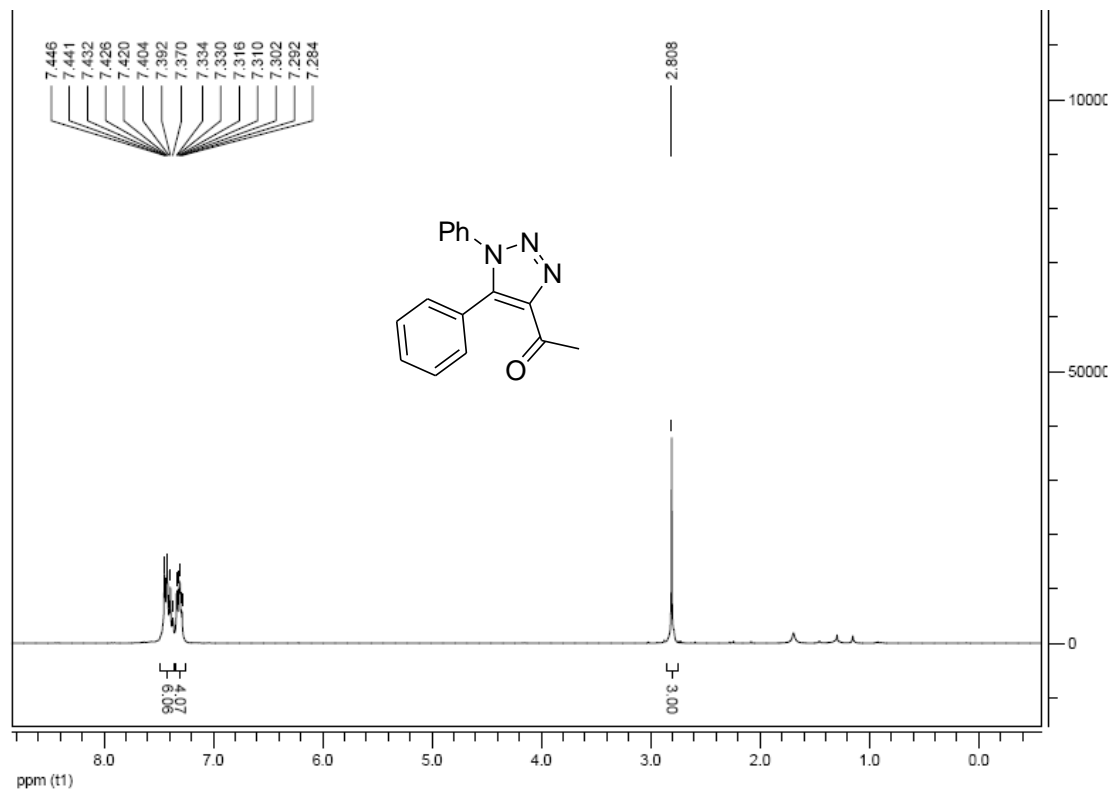


264.1008.

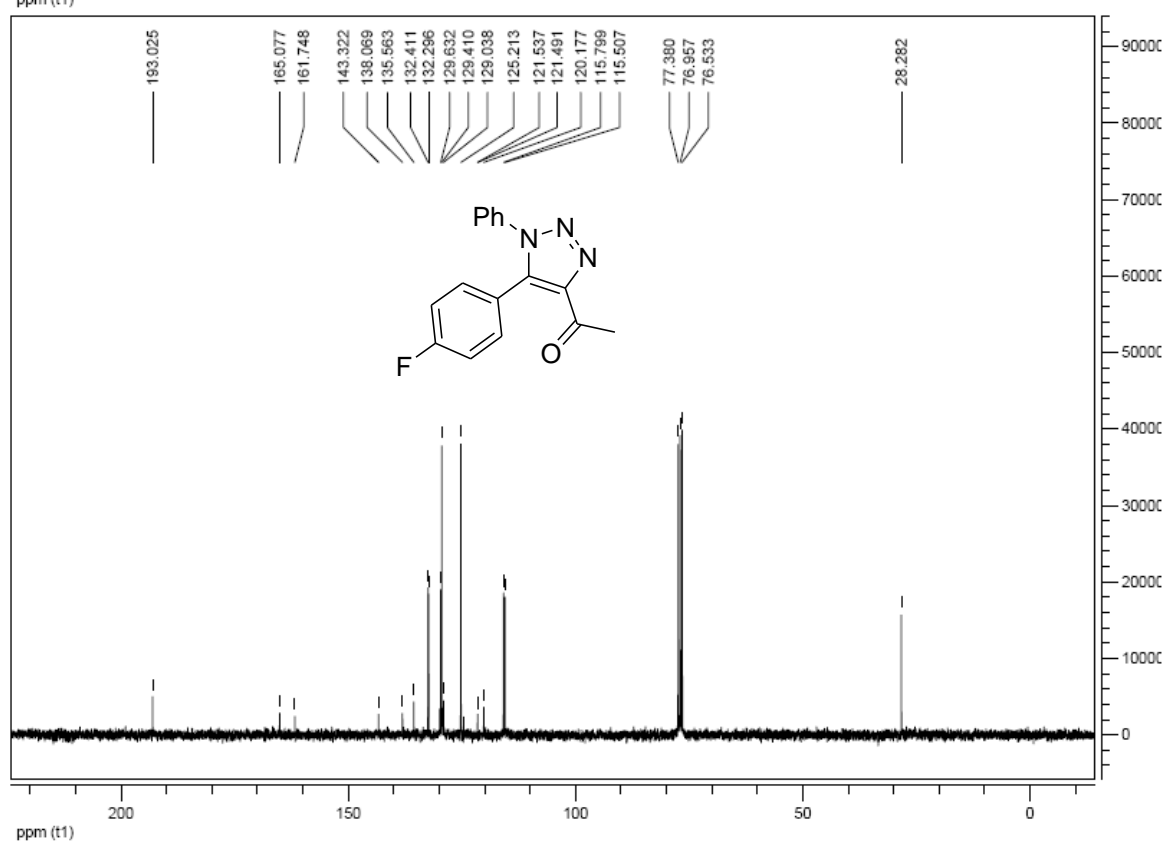
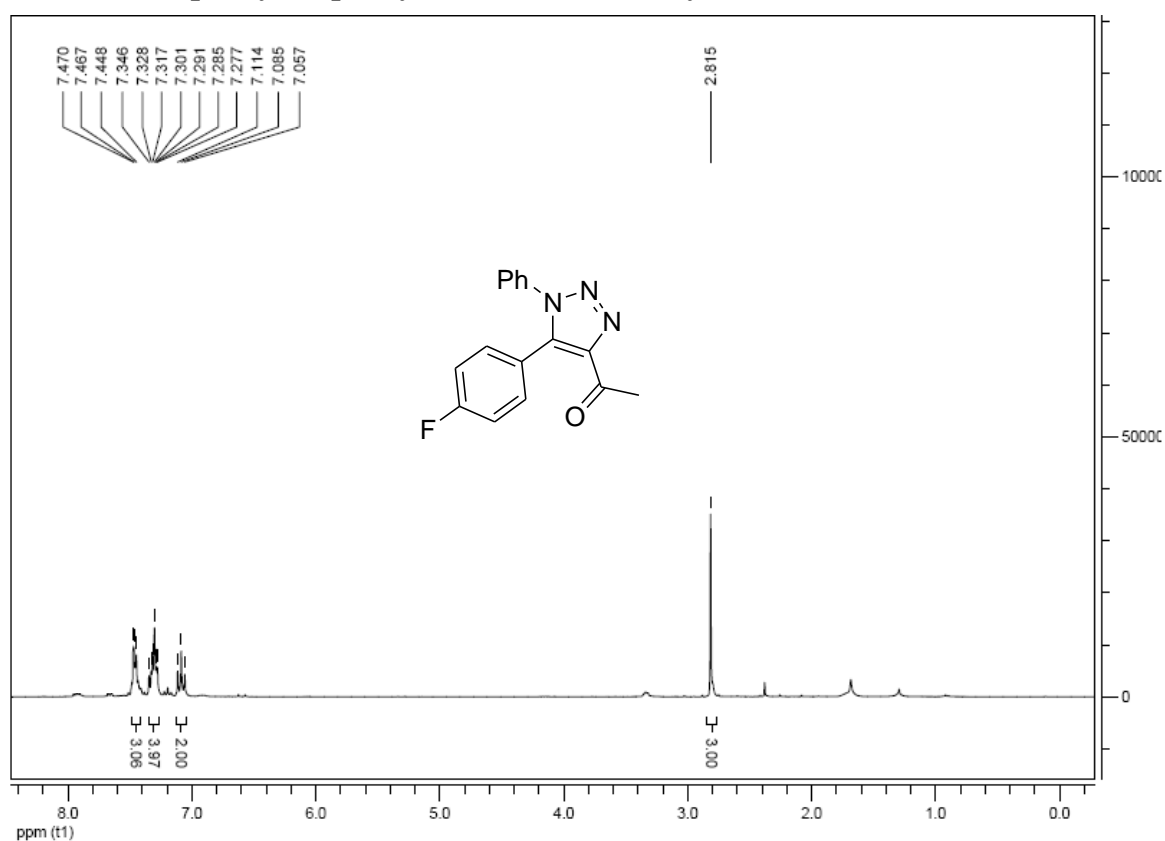
Yellow oil, 75% yield.  $^1\text{H}$  NMR ( $\text{CDCl}_3$ , 500 MHz):  $\delta$  (ppm) 8.67-8.65 (m, 1H), 8.56-8.55 (m, 1H), 7.65-7.62 (m, 1H), 7.45-7.35 (m, 4H), 7.29-7.27 (m, 2H), 2.77 (s, 3H).  $^{13}\text{C}$  NMR ( $\text{CDCl}_3$ , 125 MHz):  $\delta$  (ppm) 192.6, 150.5, 145.8, 143.7, 139.4, 132.7, 132.3, 130.4, 130.1, 128.7, 125.0, 123.8, 28.3. HRMS (EI): exact mass calculated for M ( $\text{C}_{15}\text{H}_{12}\text{N}_4\text{O}$ ) requires  $m/z$  264.1011, found  $m/z$

## D: NMR Analysis

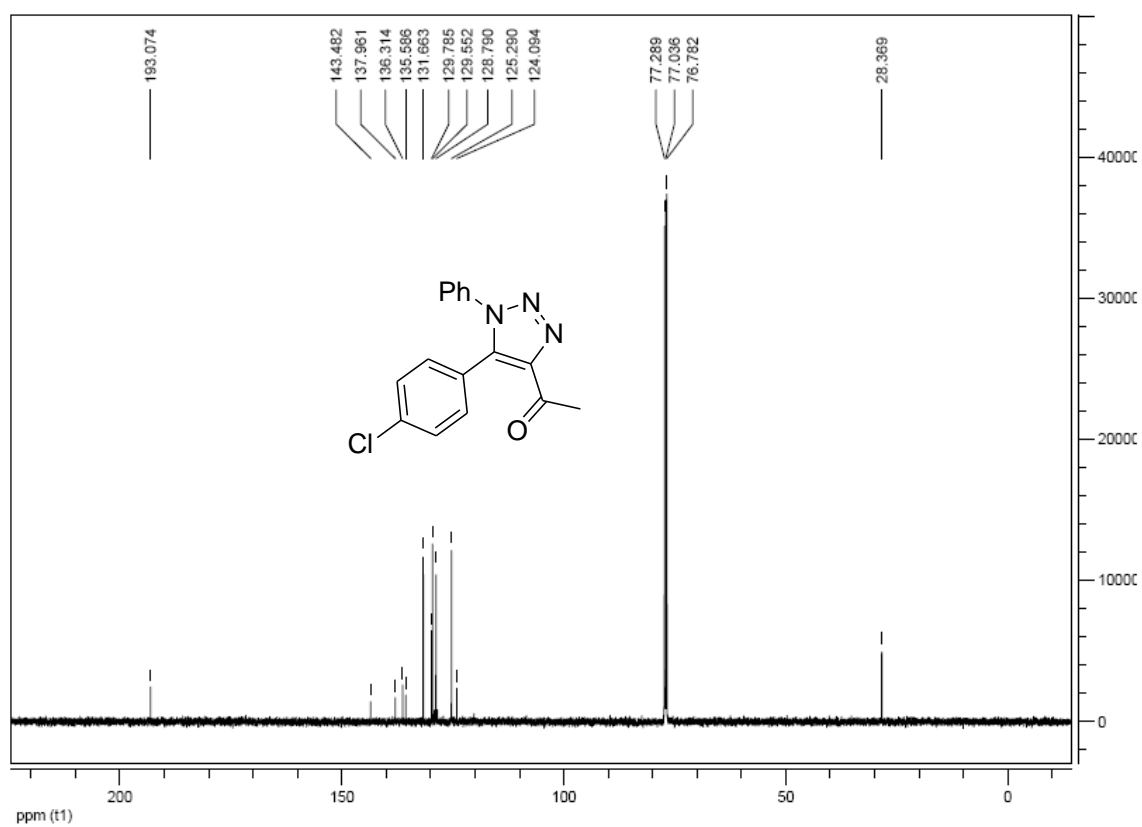
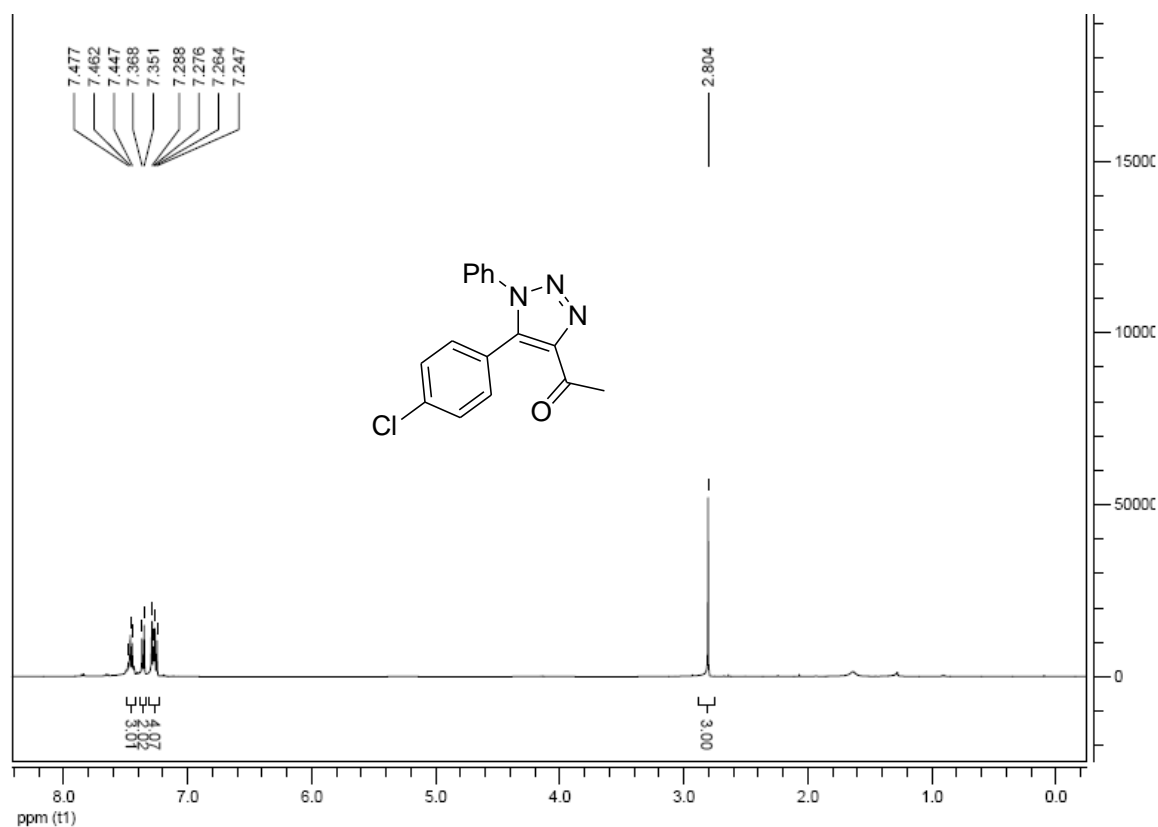
### 1-(1,5-diphenyl-1H-1,2,3-triazol-4-yl)ethanone (3aa)



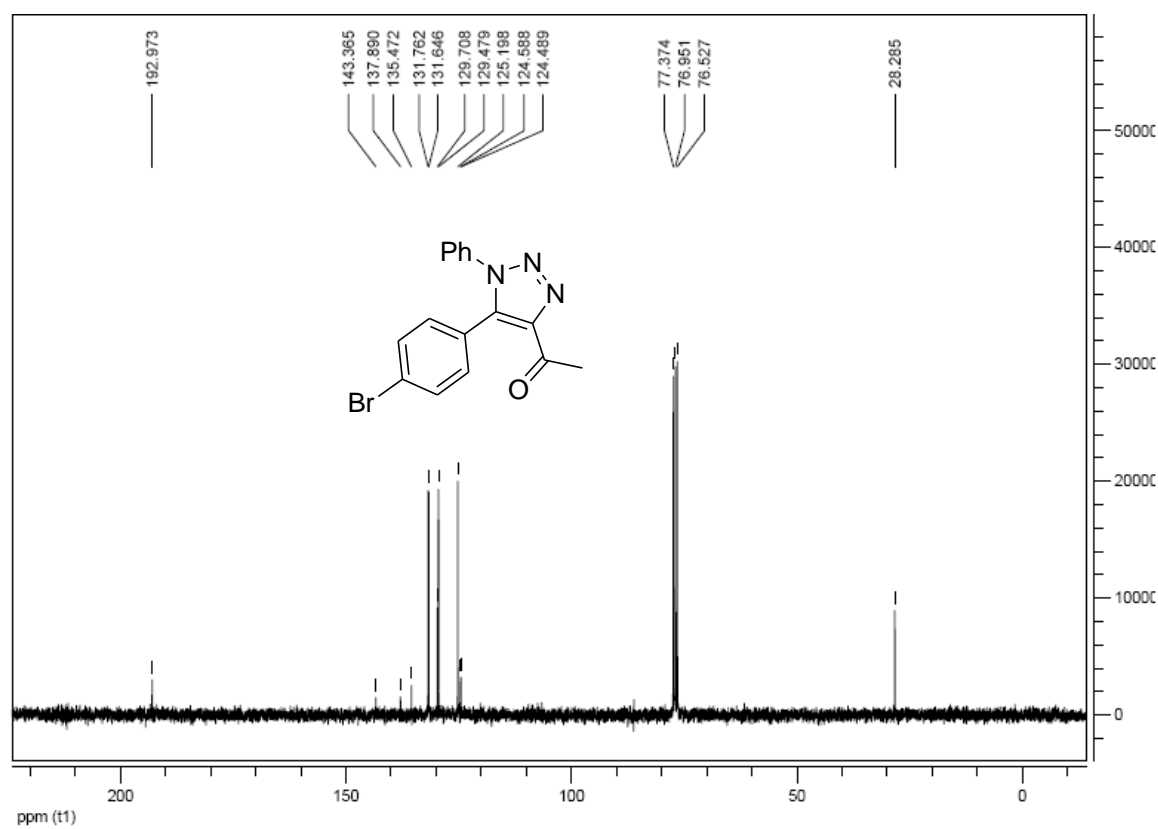
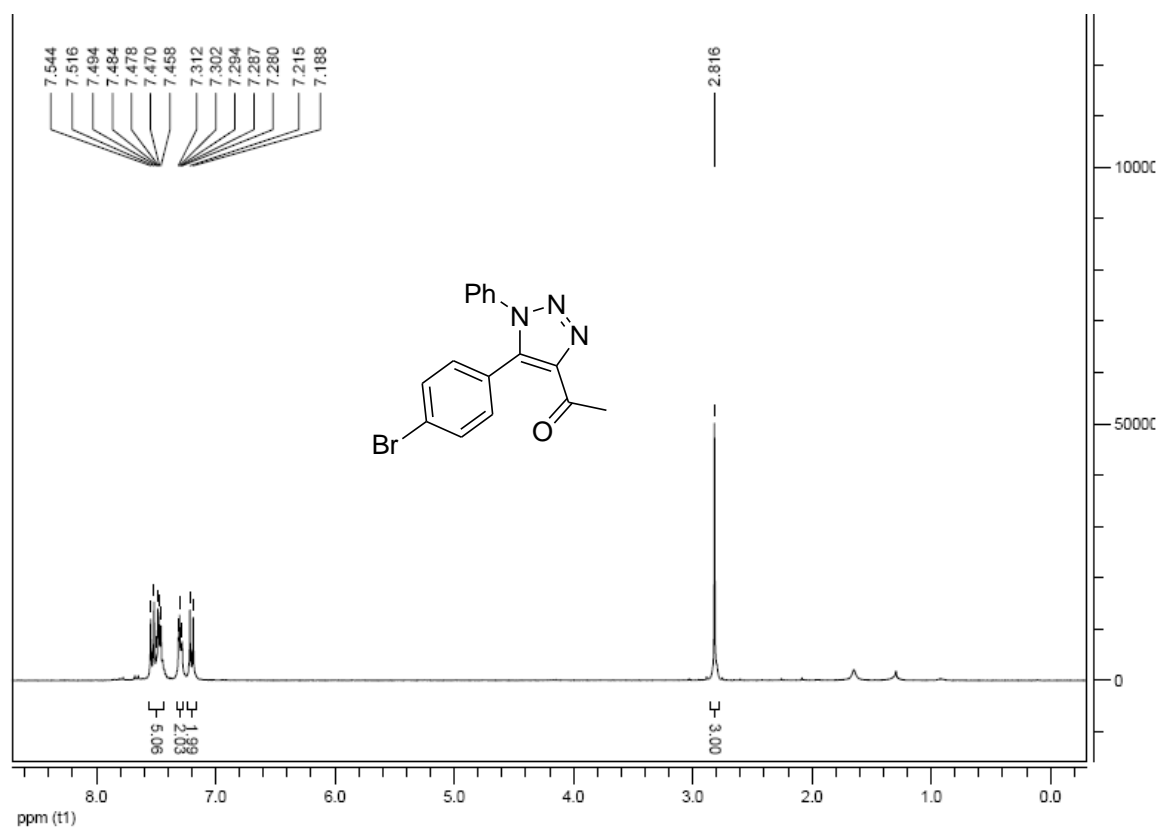
**1-(5-(4-fluorophenyl)-1-phenyl-1H-1,2,3-triazol-4-yl)ethanone (3ba)**



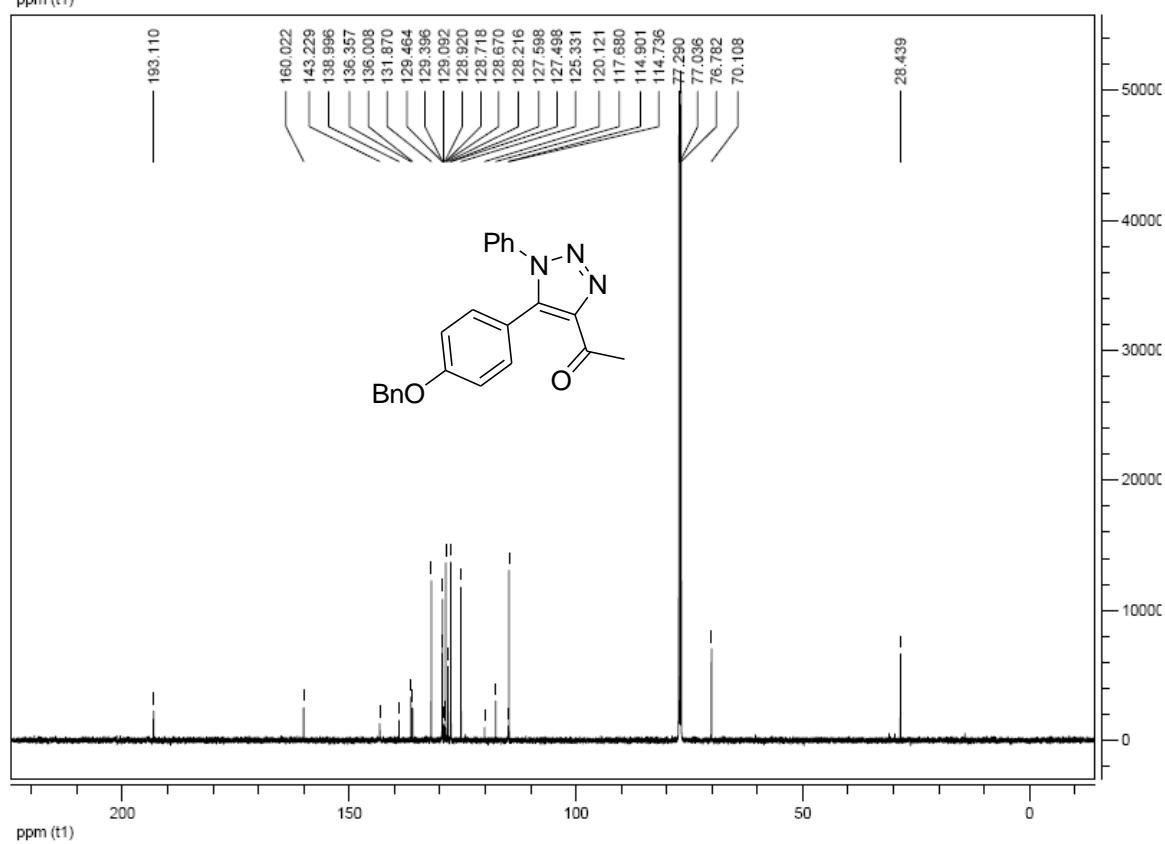
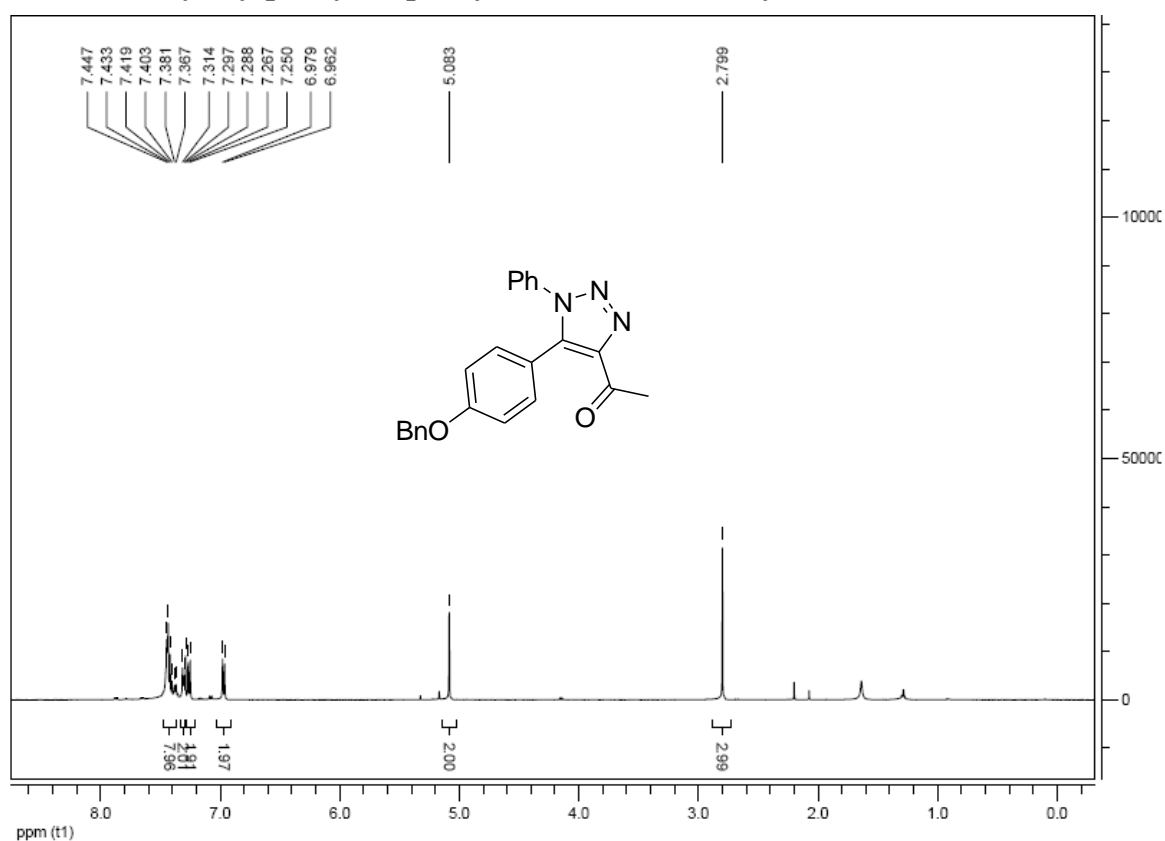
**1-(5-(4-chlorophenyl)-1-phenyl-1H-1,2,3-triazol-4-yl)ethanone (3ca)**



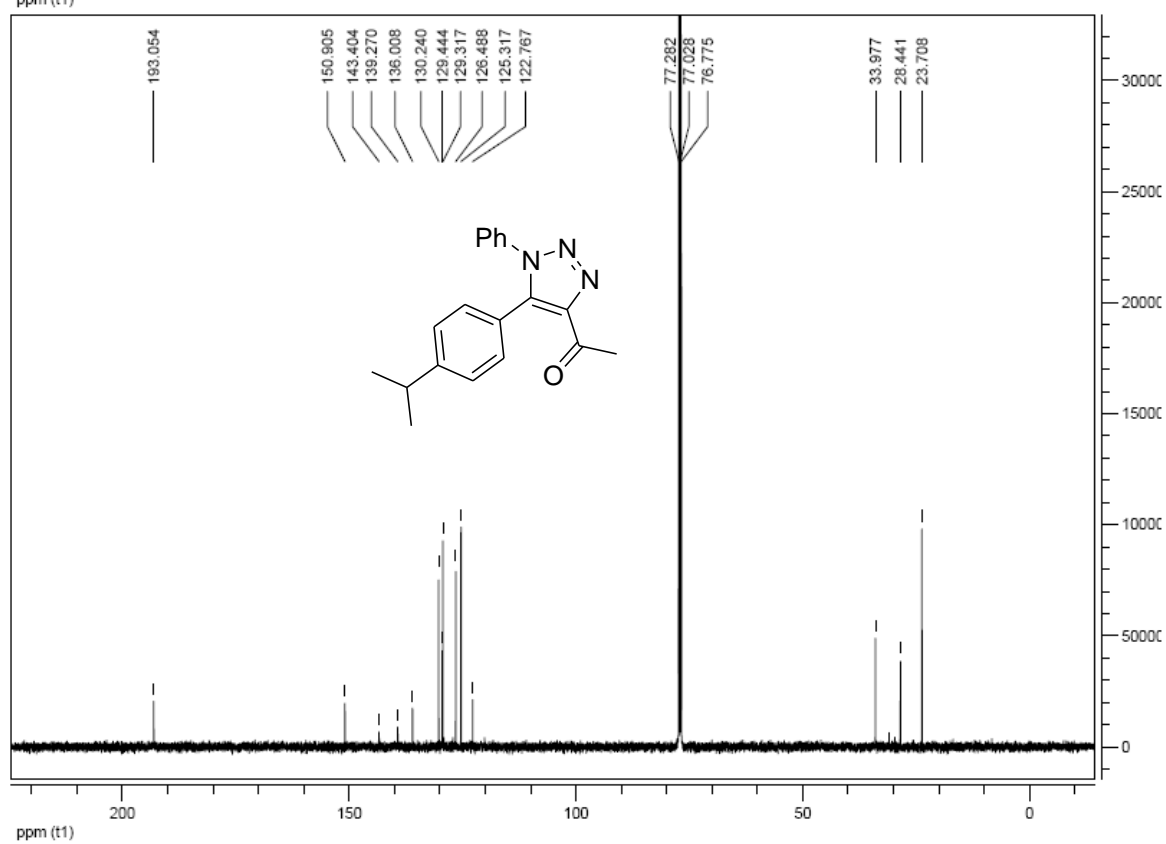
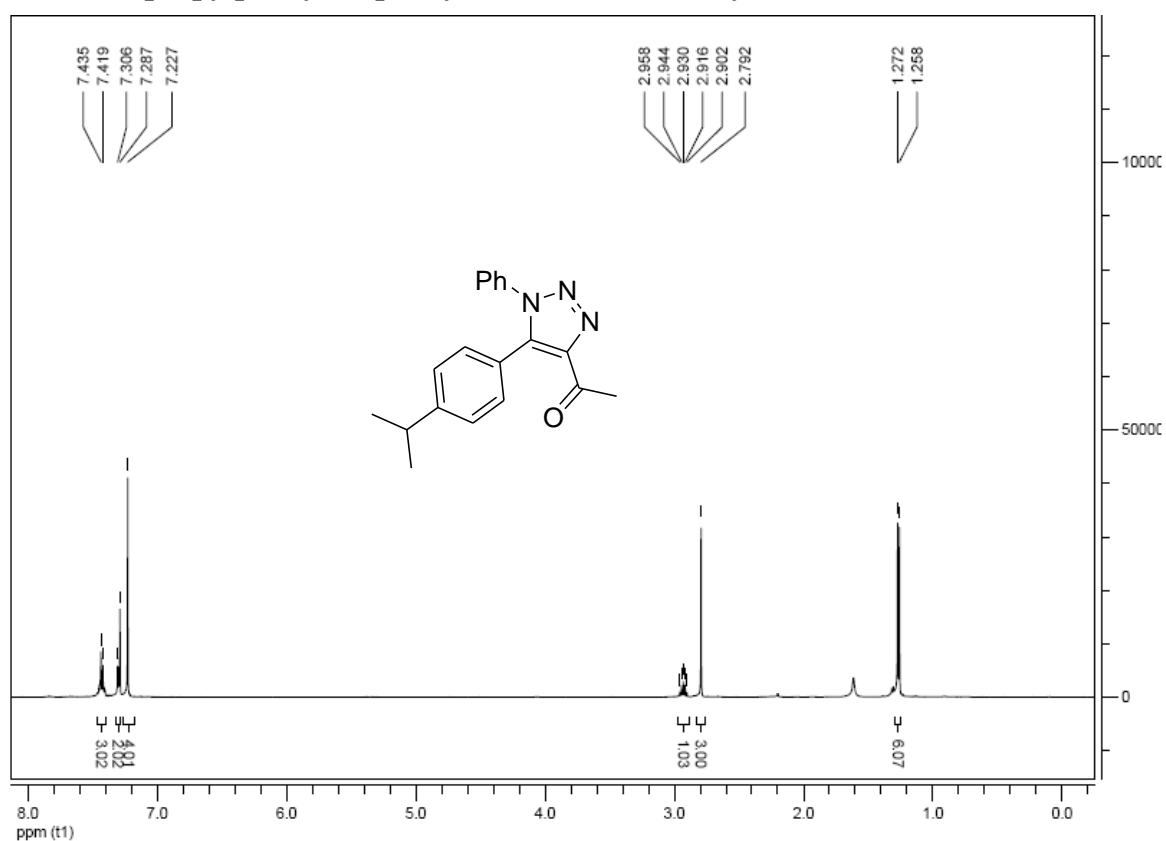
**1-(5-(4-bromophenyl)-1-phenyl-1H-1,2,3-triazol-4-yl)ethanone (3da)**



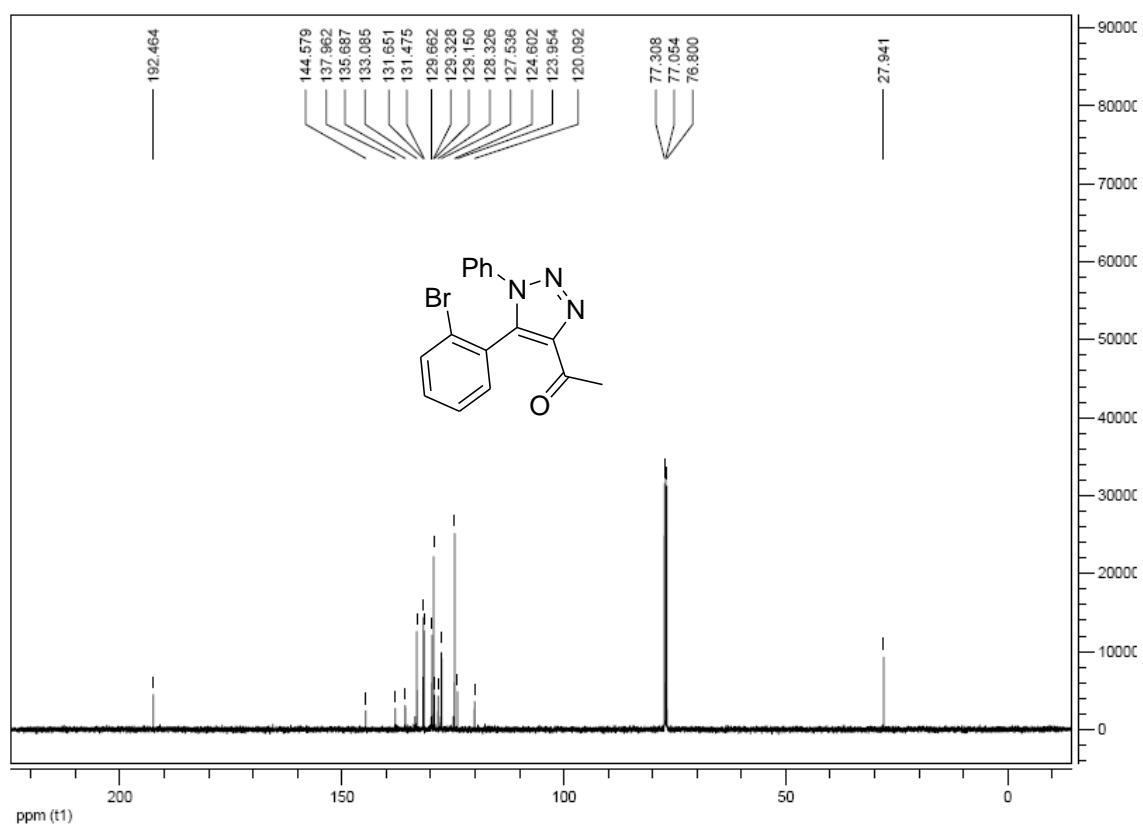
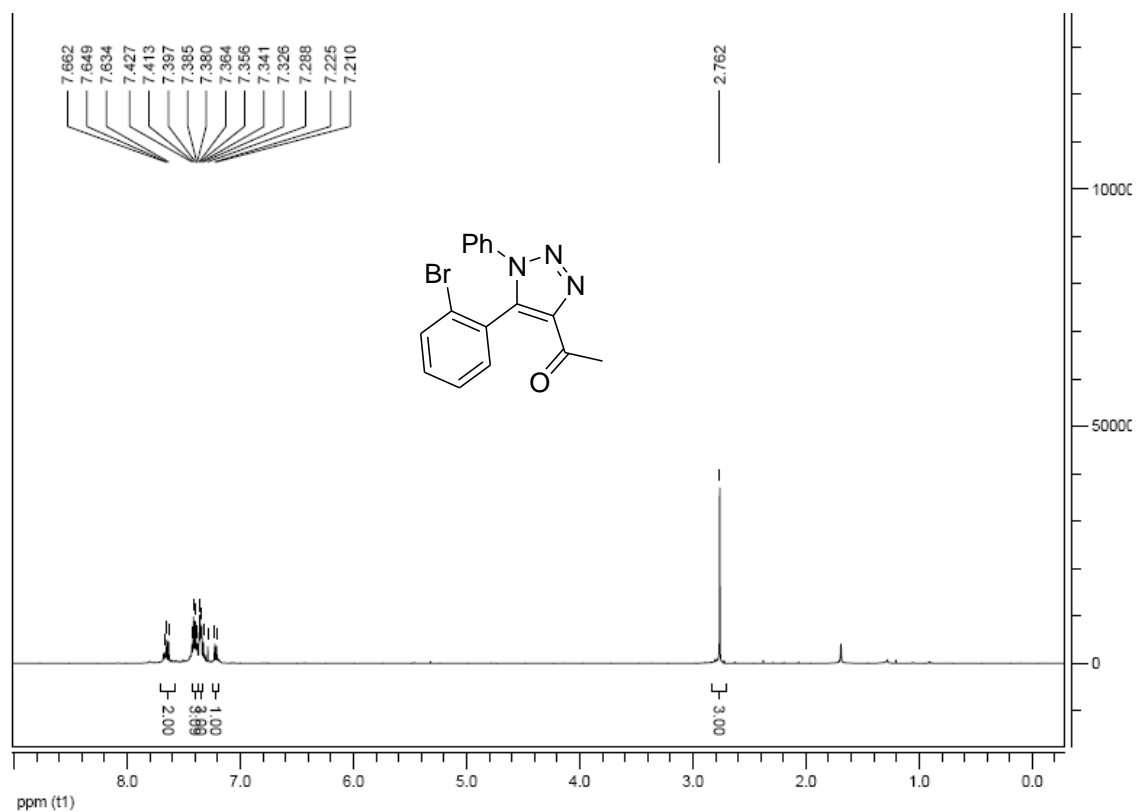
1-(5-(4-(benzyloxy)phenyl)-1-phenyl-1H-1,2,3-triazol-4-yl)ethanone (3ea)



**1-(5-(4-isopropylphenyl)-1-phenyl-1H-1,2,3-triazol-4-yl)ethanone (3fa)**

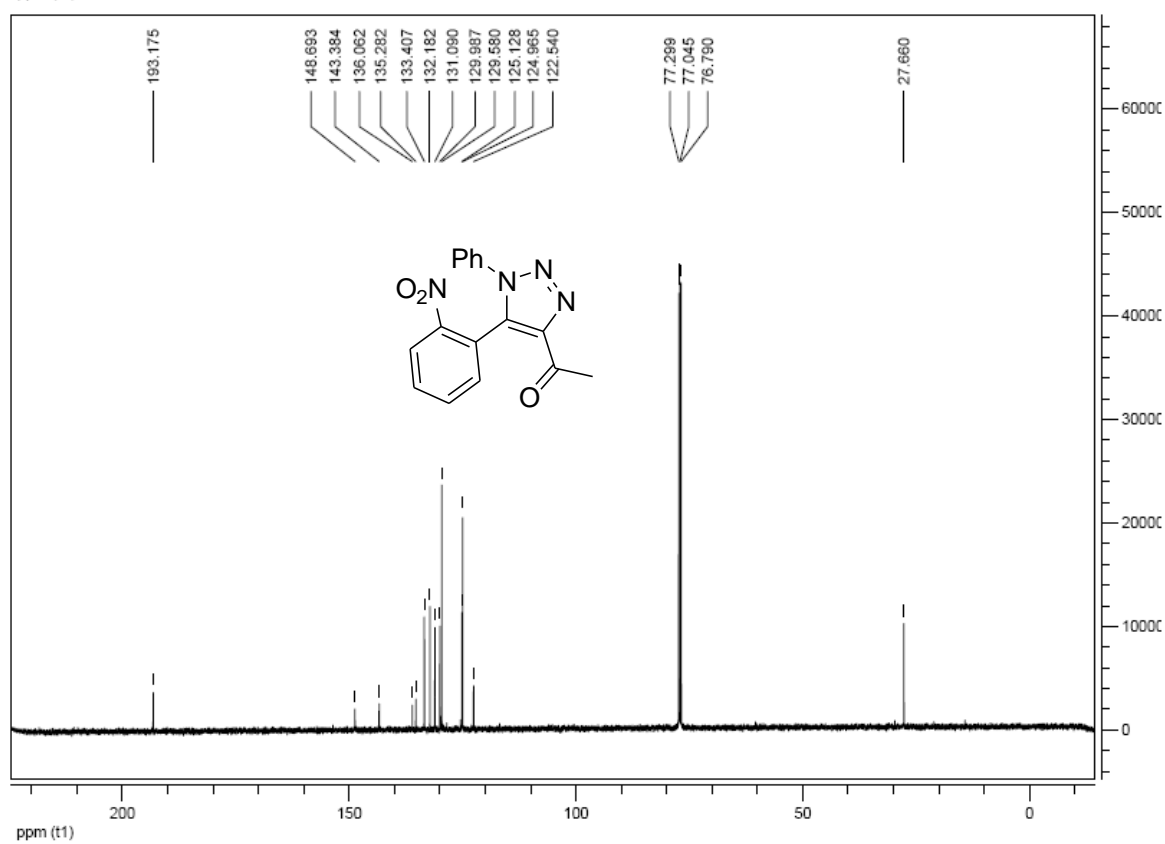
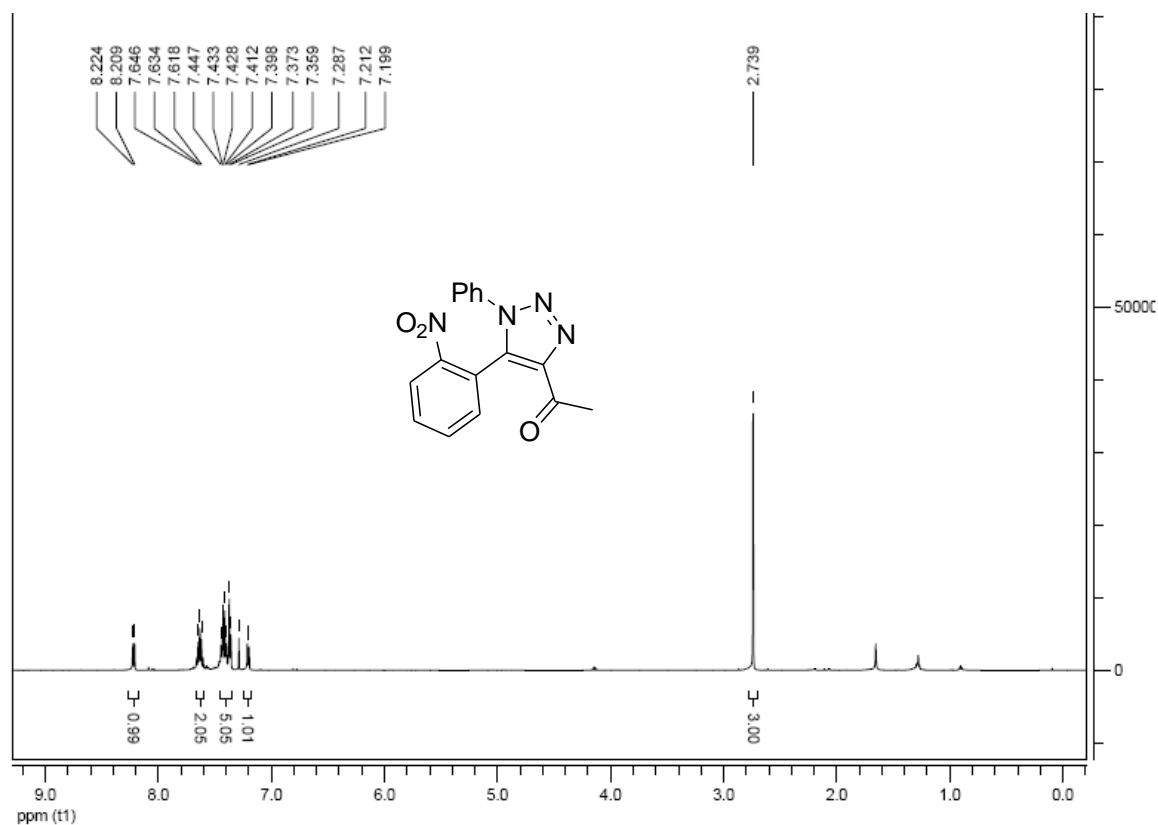


### 1-(5-(2-bromophenyl)-1-phenyl-1H-1,2,3-triazol-4-yl)ethanone (3ga)

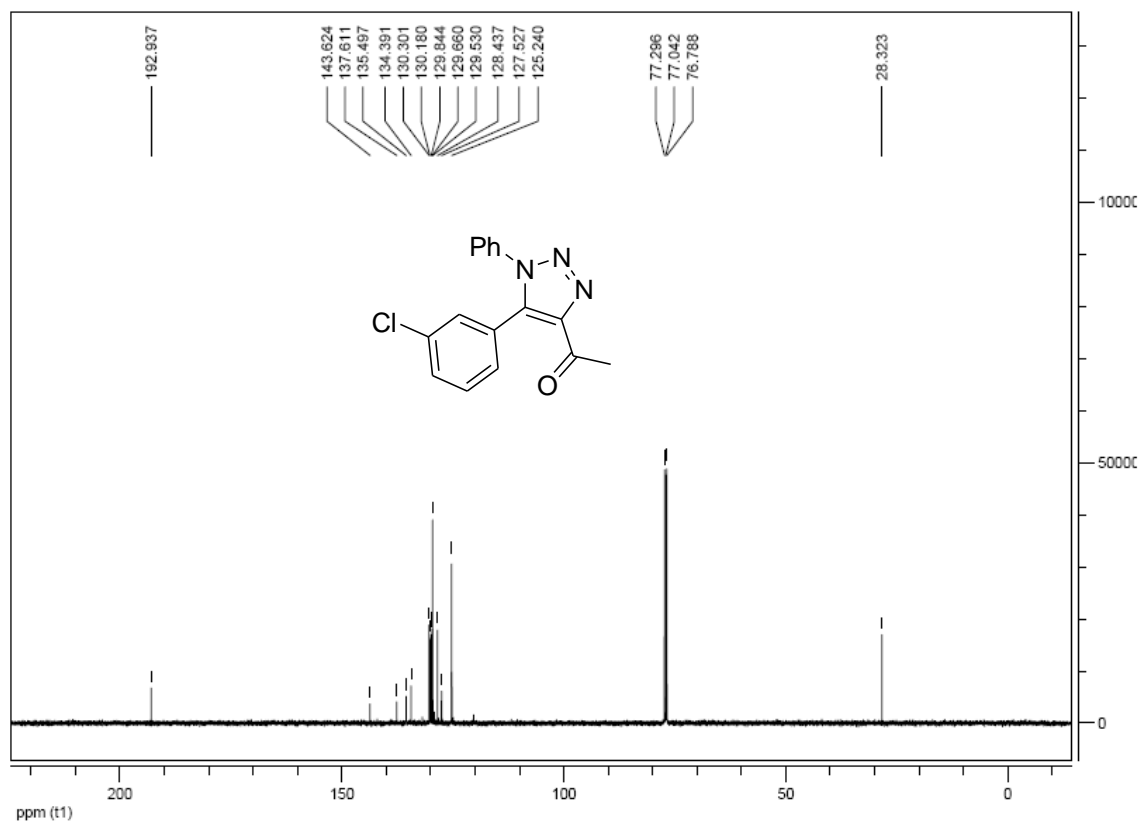
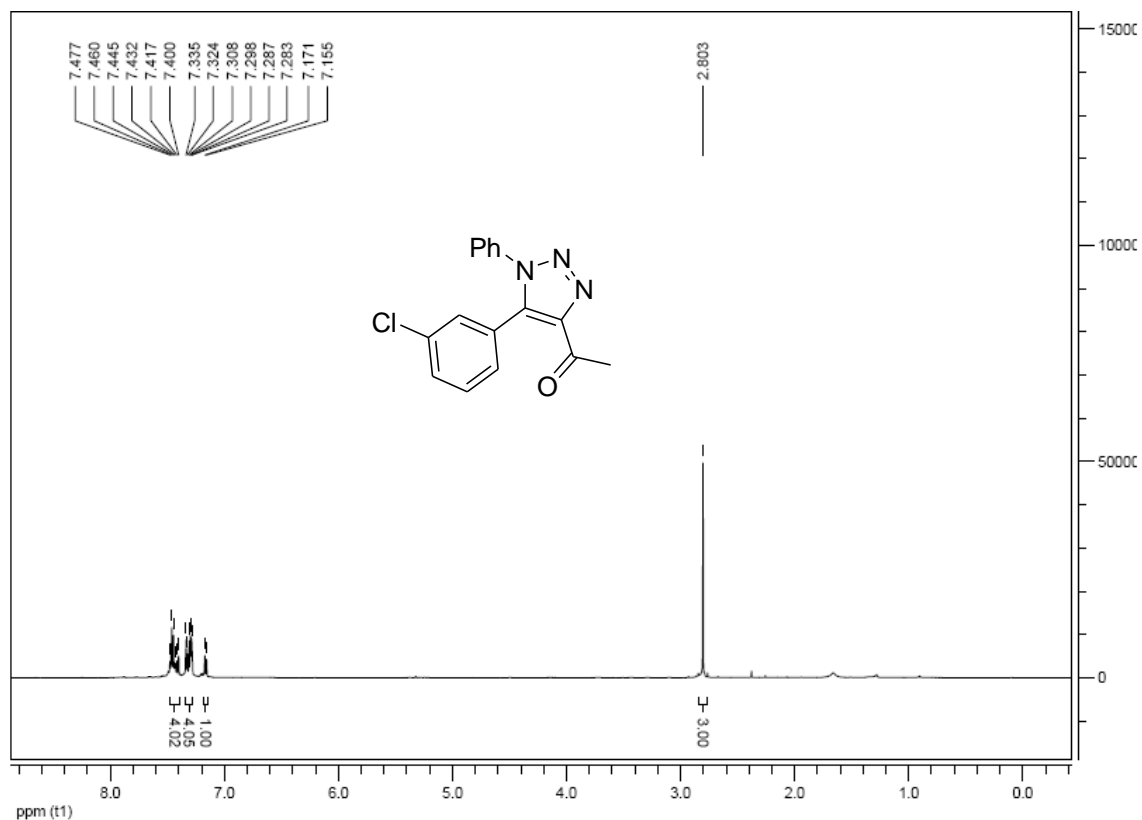




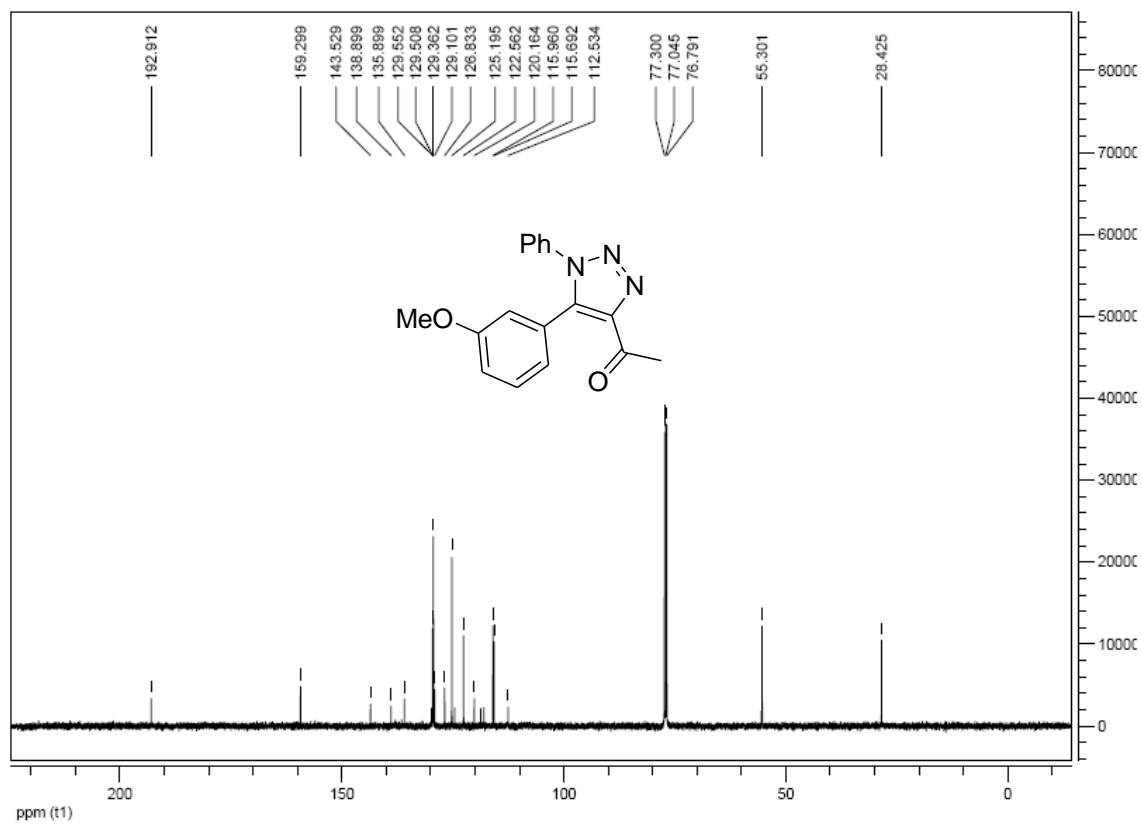
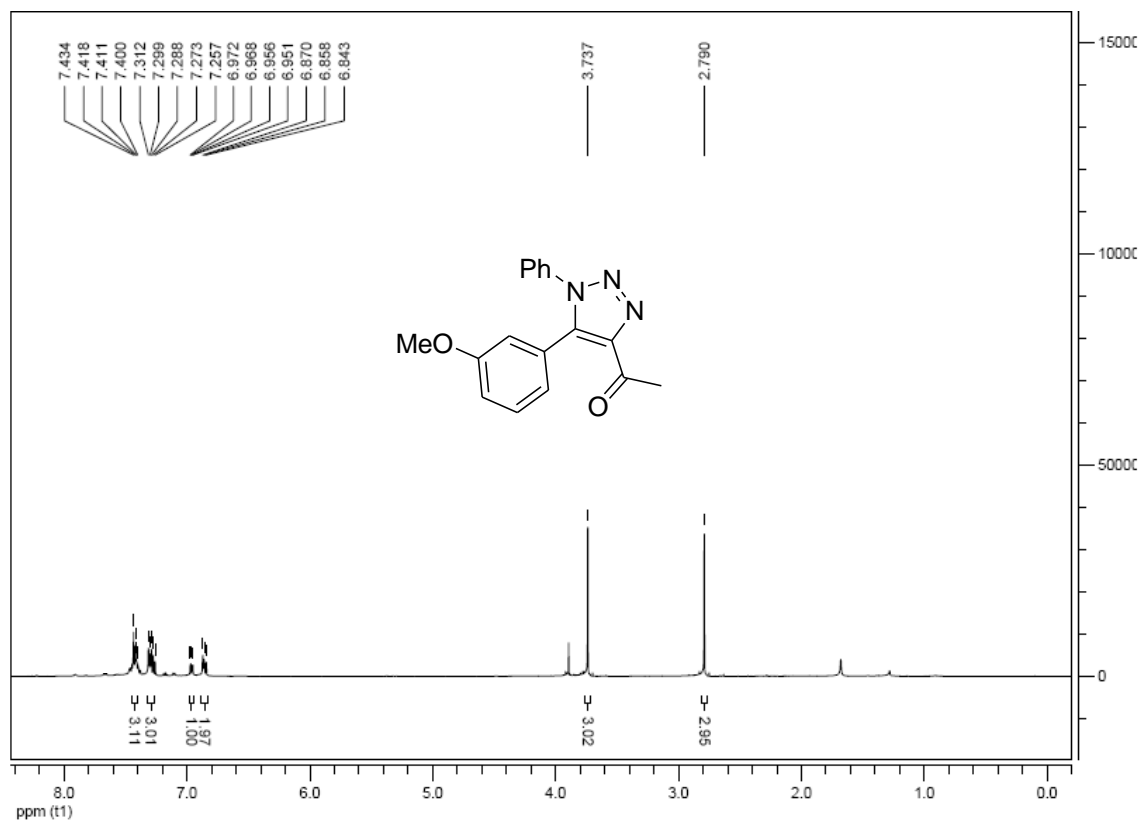
**1-(5-(2-nitrophenyl)-1-phenyl-1H-1,2,3-triazol-4-yl)ethanone (3ha)**



**1-(5-(3-chlorophenyl)-1-phenyl-1H-1,2,3-triazol-4-yl)ethanone (3ia)**

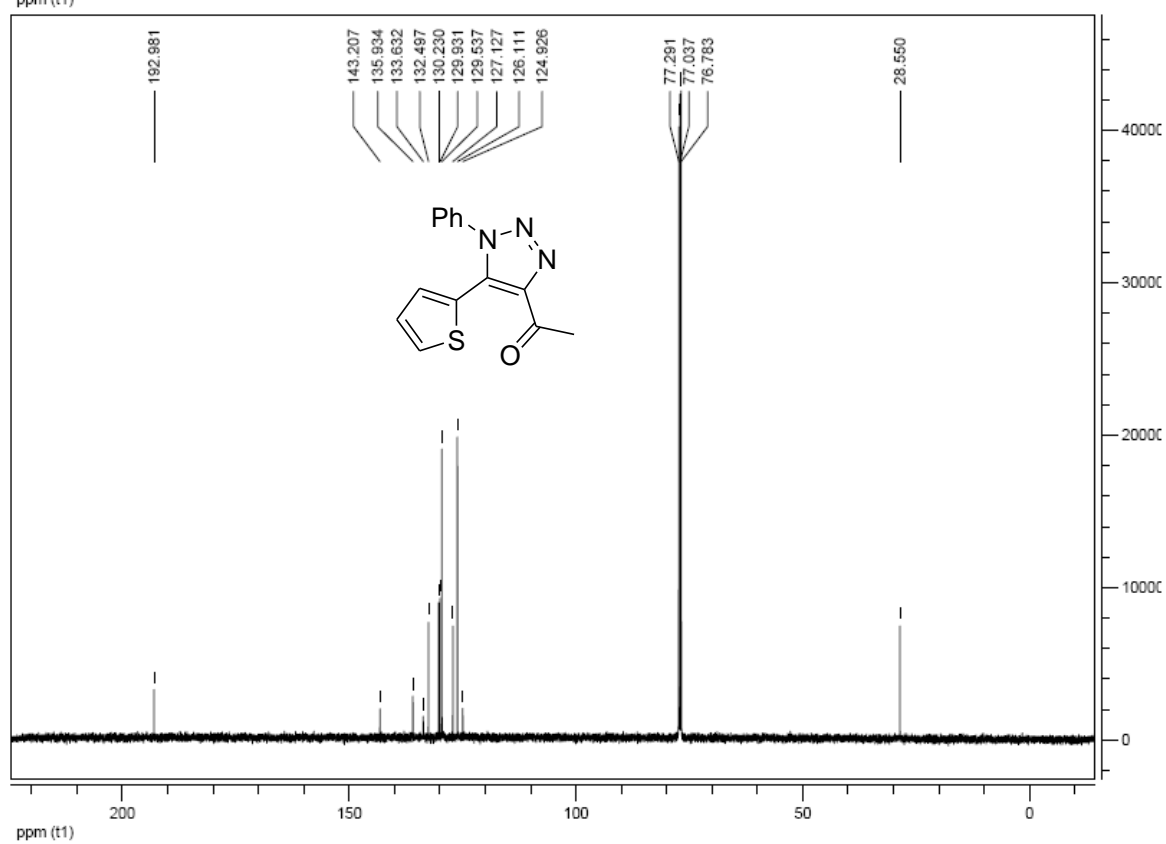
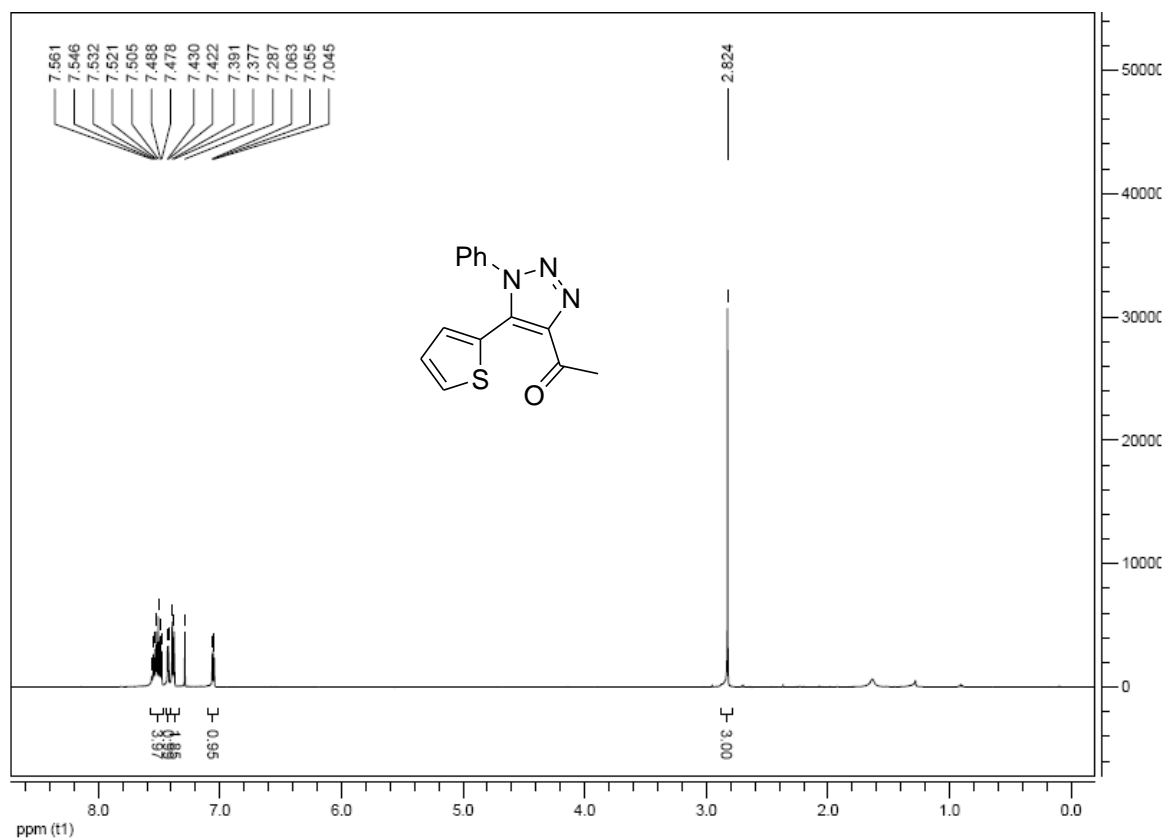


### 1-(5-(3-methoxyphenyl)-1-phenyl-1H-1,2,3-triazol-4-yl)ethanone (3ja)

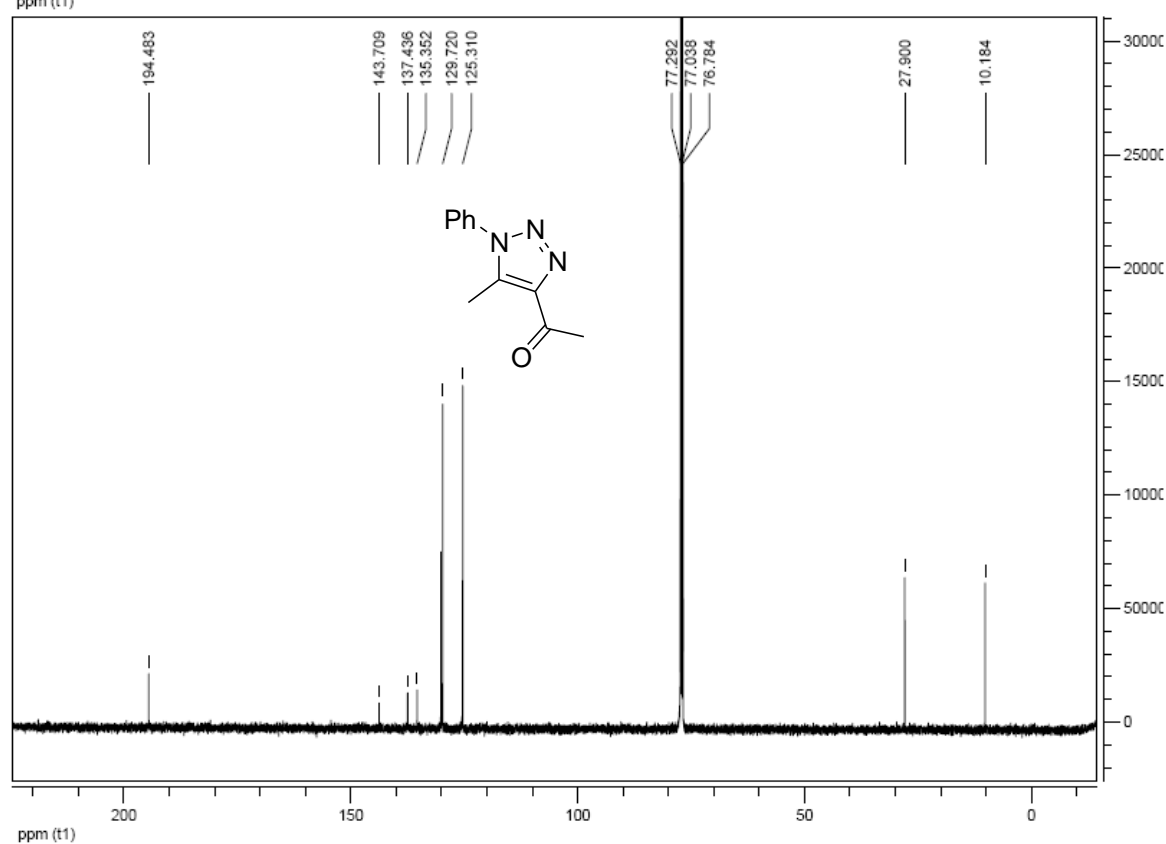
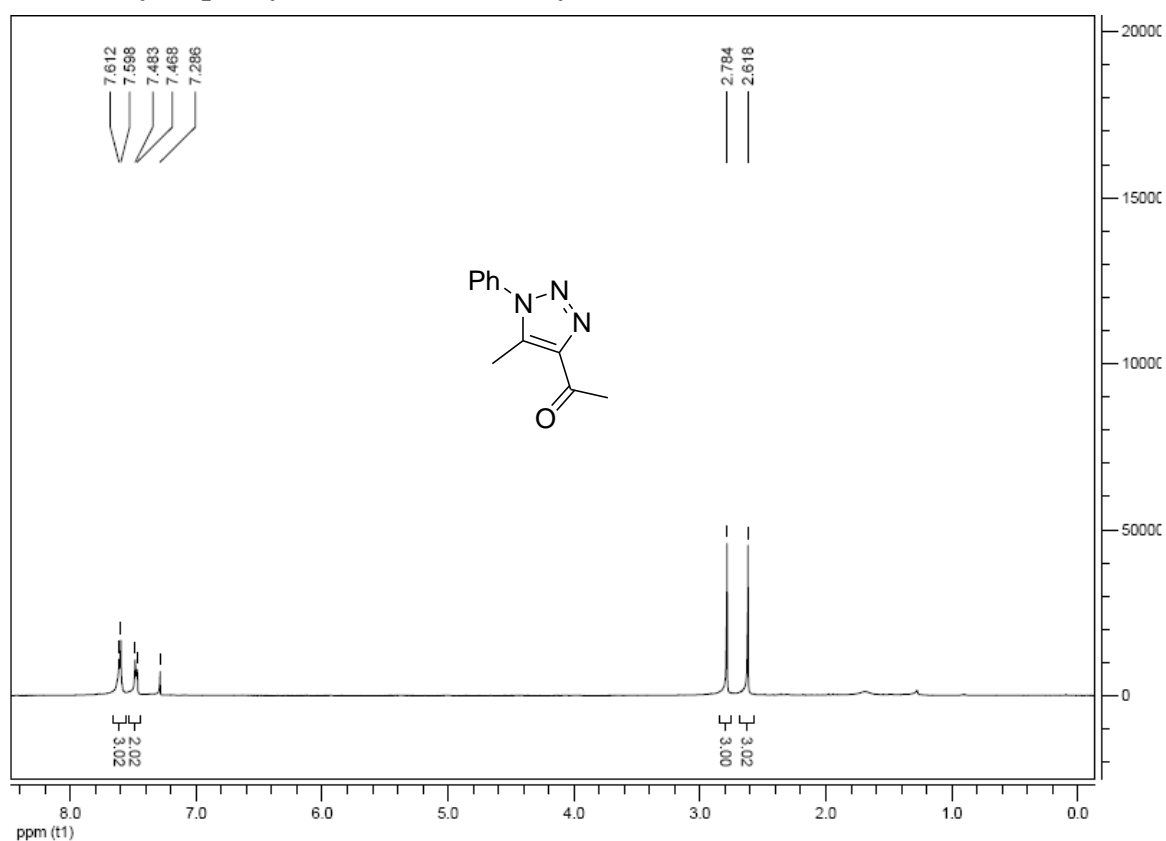




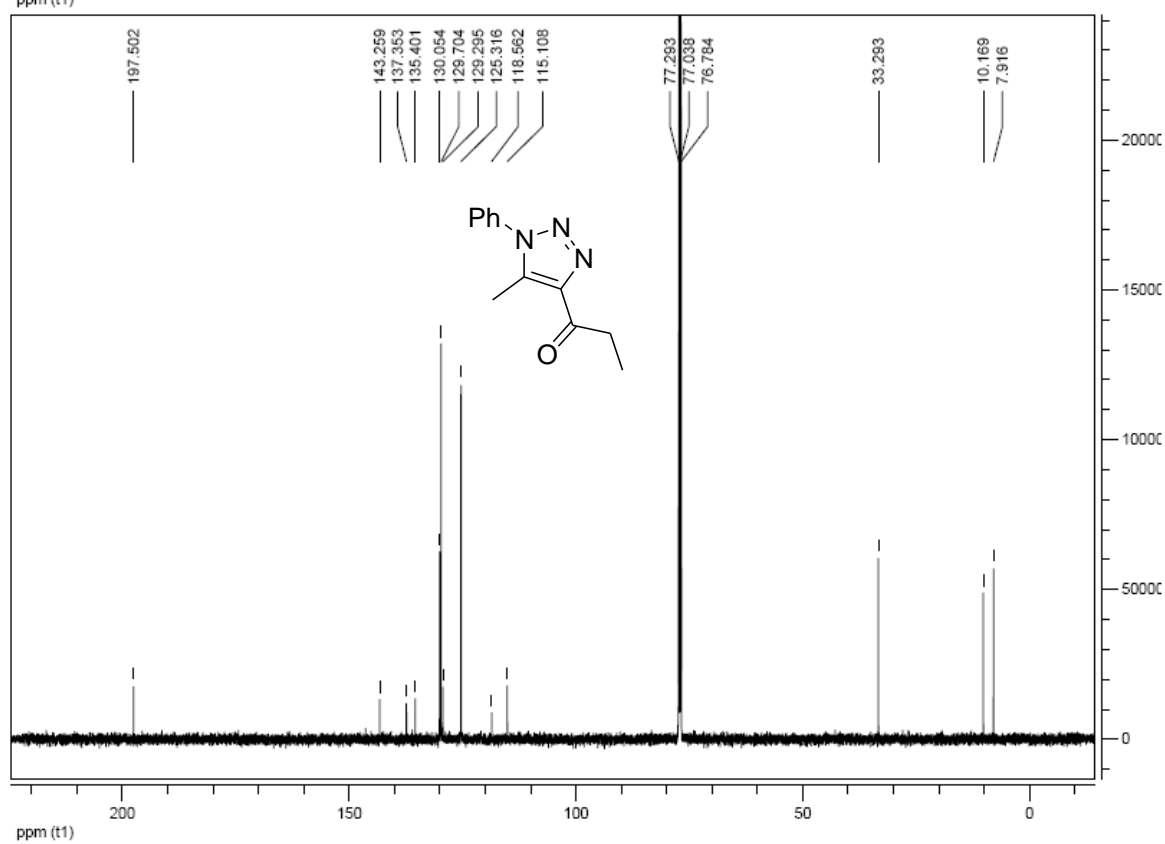
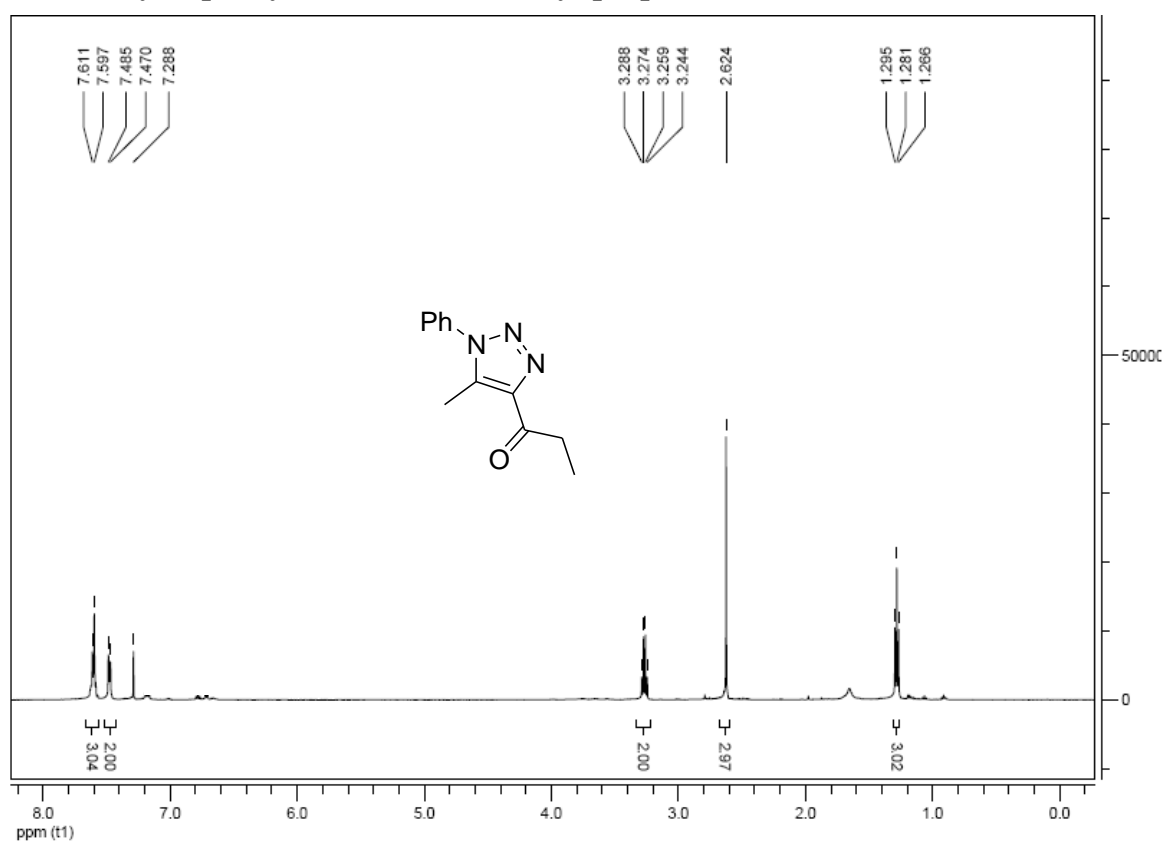
**1-(1-phenyl-5-(thiophen-2-yl)-1H-1,2,3-triazol-4-yl)ethanone (3la)**



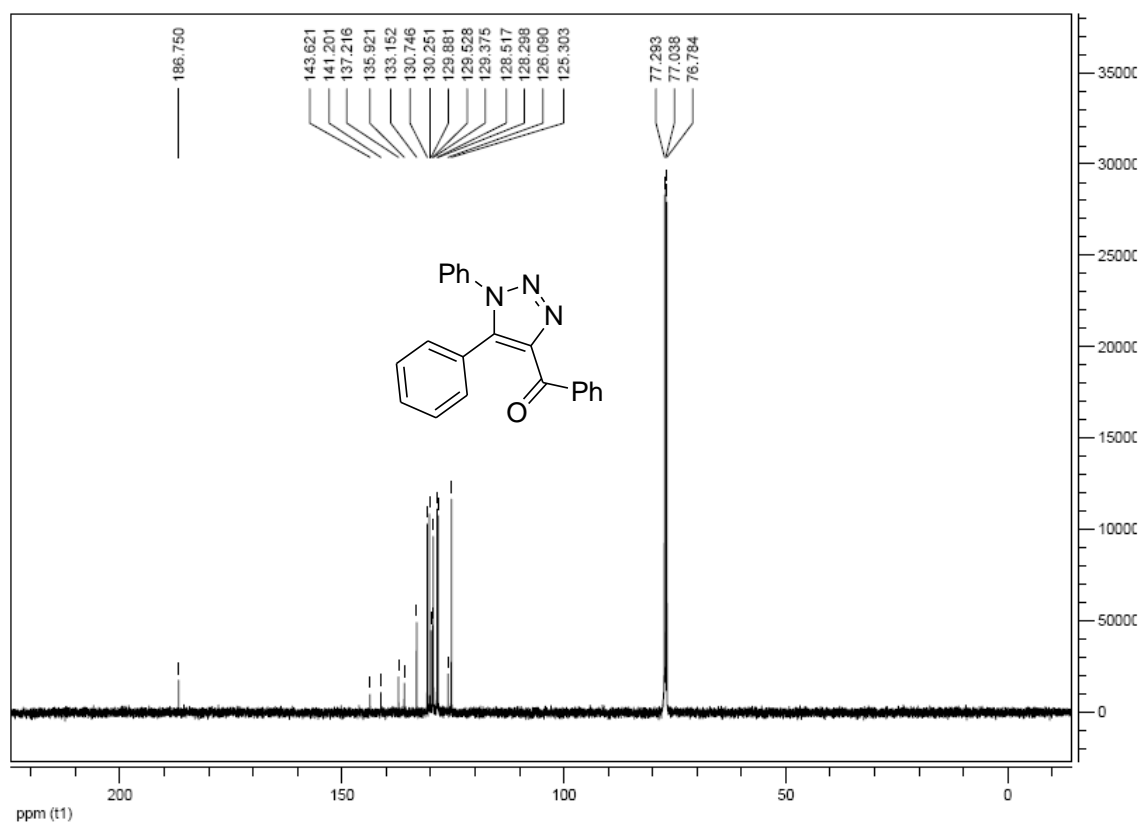
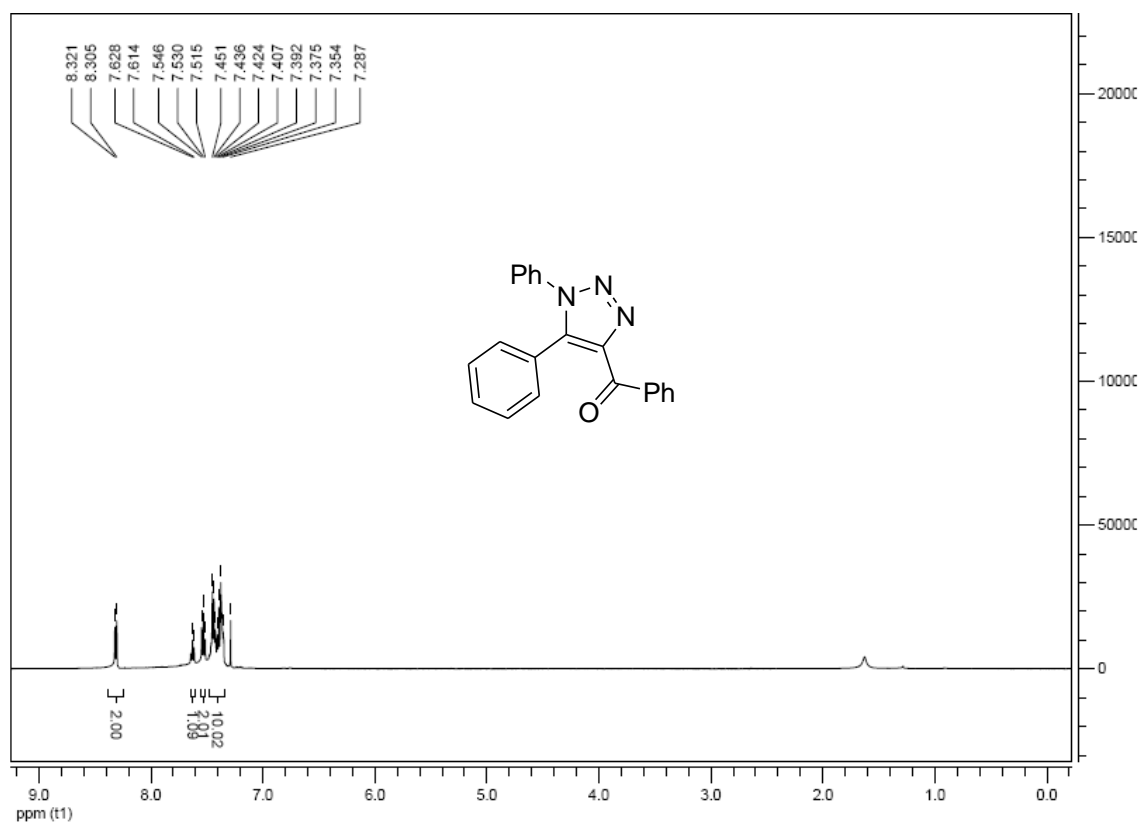
# 1-(5-methyl-1-phenyl-1H-1,2,3-triazol-4-yl)ethanone (3ma)



### 1-(5-methyl-1-phenyl-1H-1,2,3-triazol-4-yl)propan-1-one (3na)

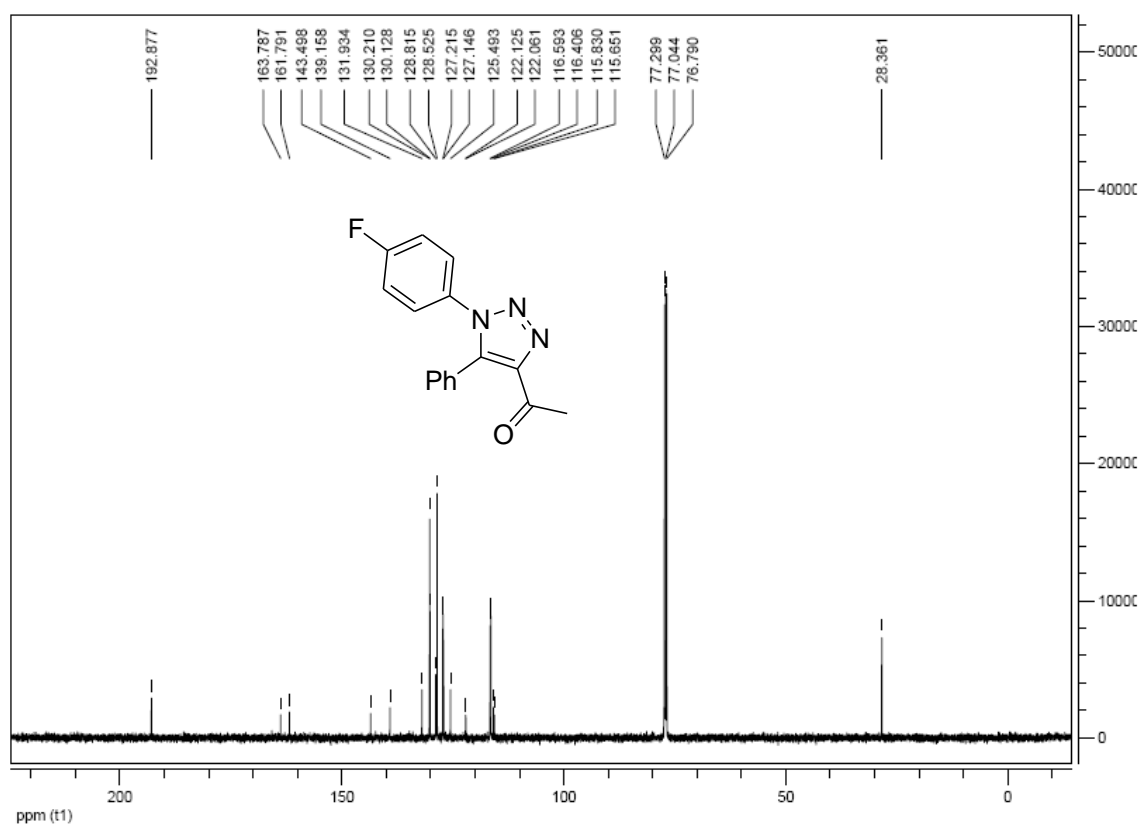
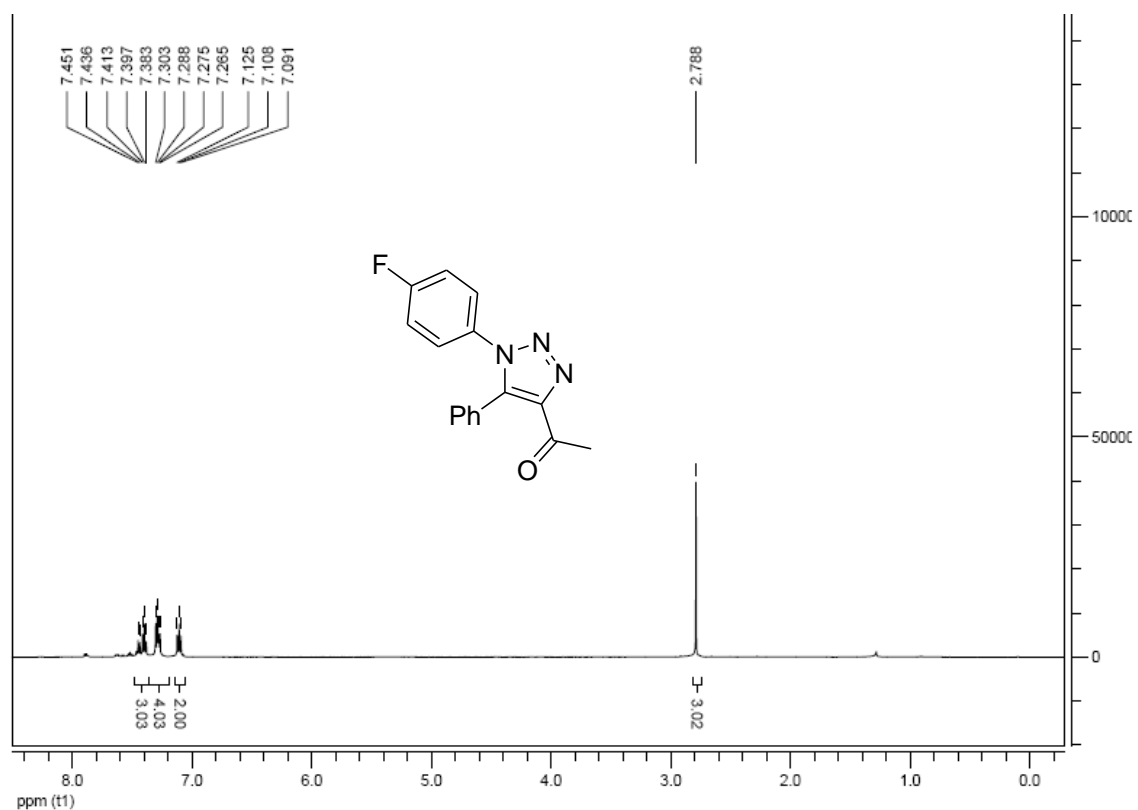


(1,5-diphenyl-1H-1,2,3-triazol-4-yl)(phenyl)methanone (30a)

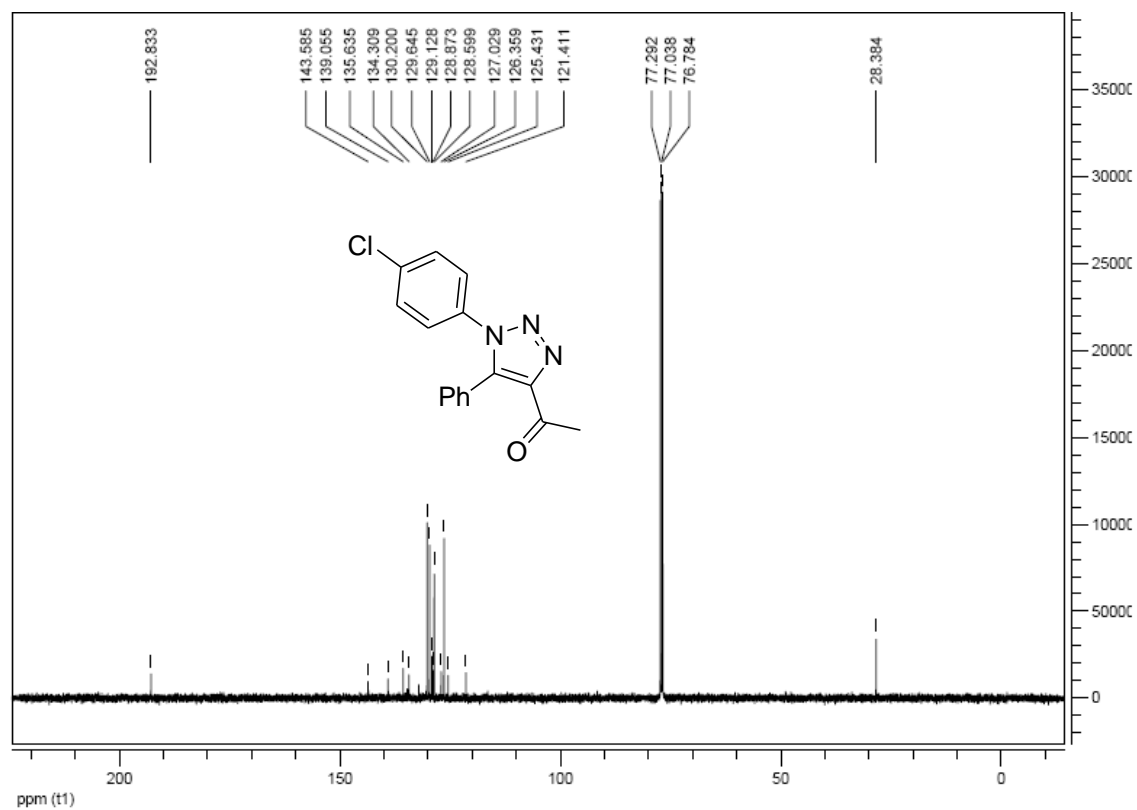
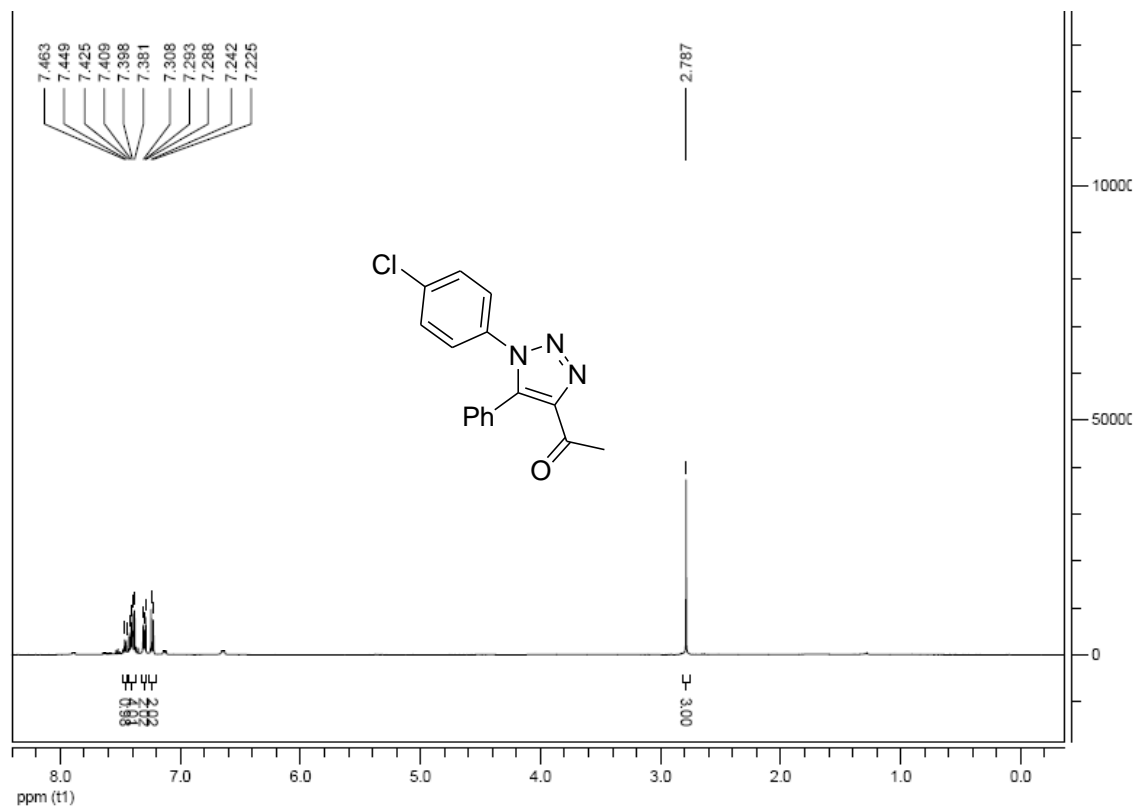




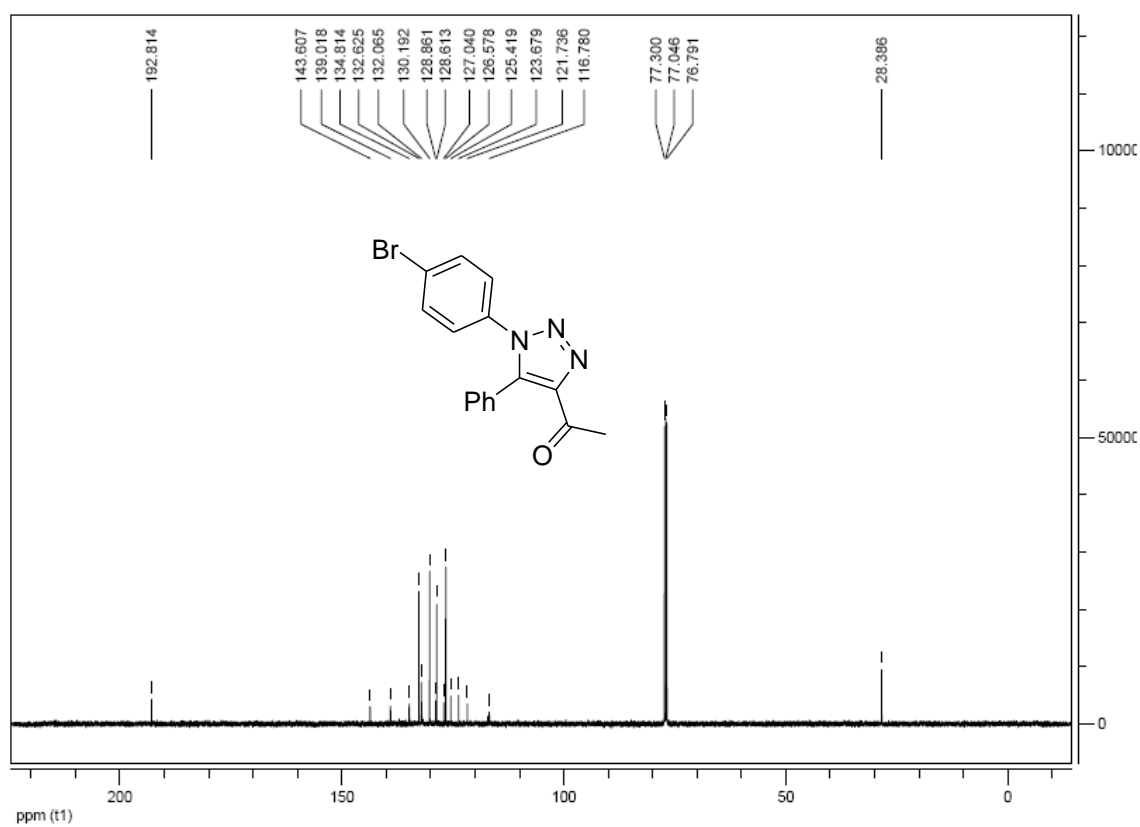
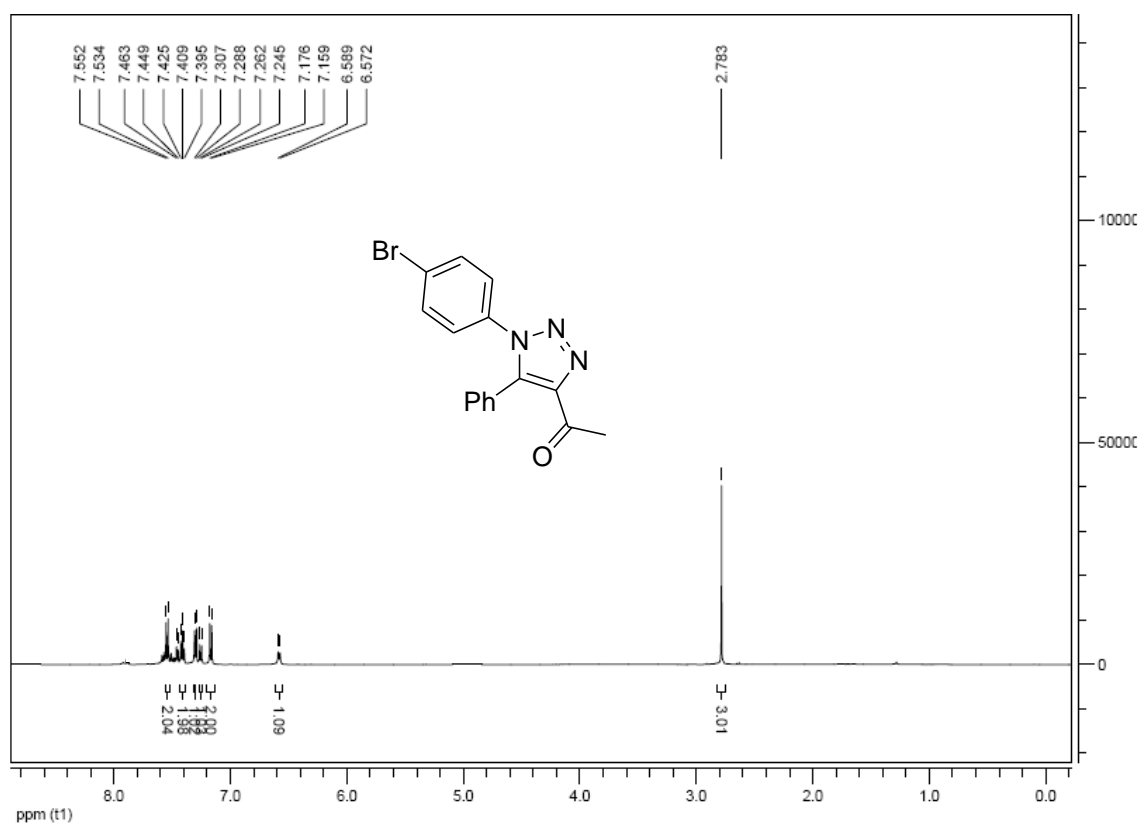
**1-(1-(4-fluorophenyl)-5-phenyl-1H-1,2,3-triazol-4-yl)ethanone (3ab)**



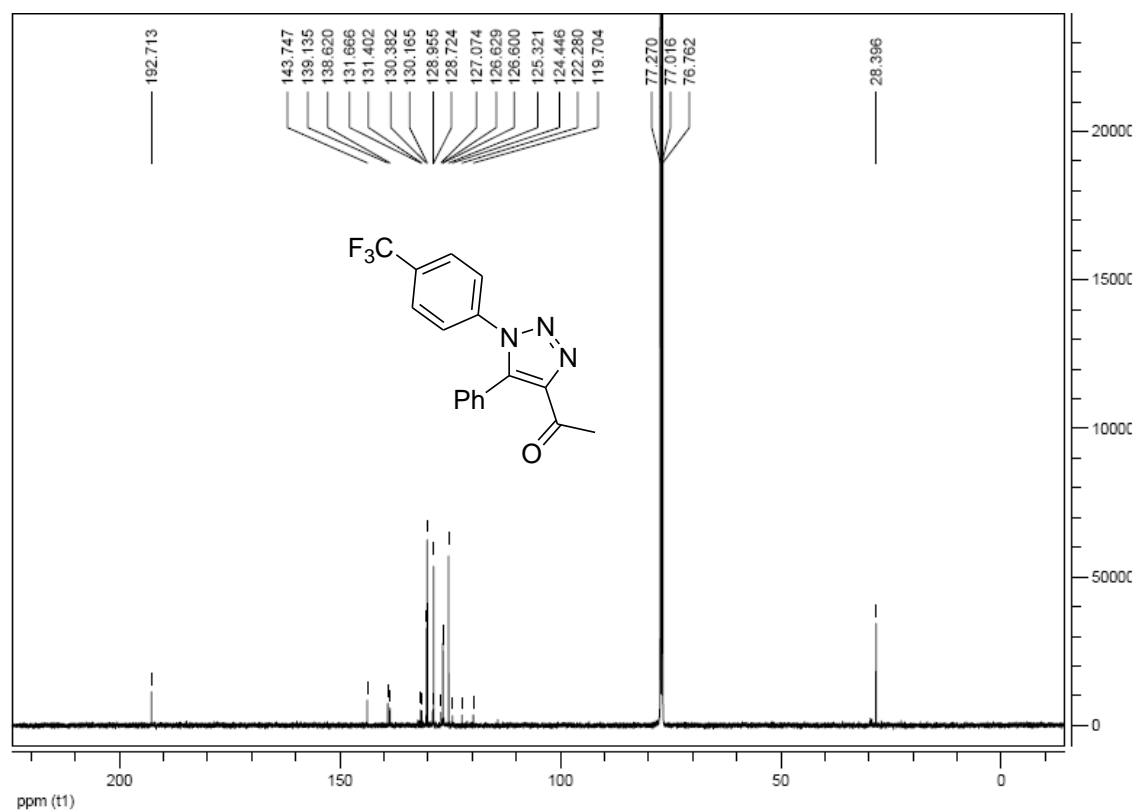
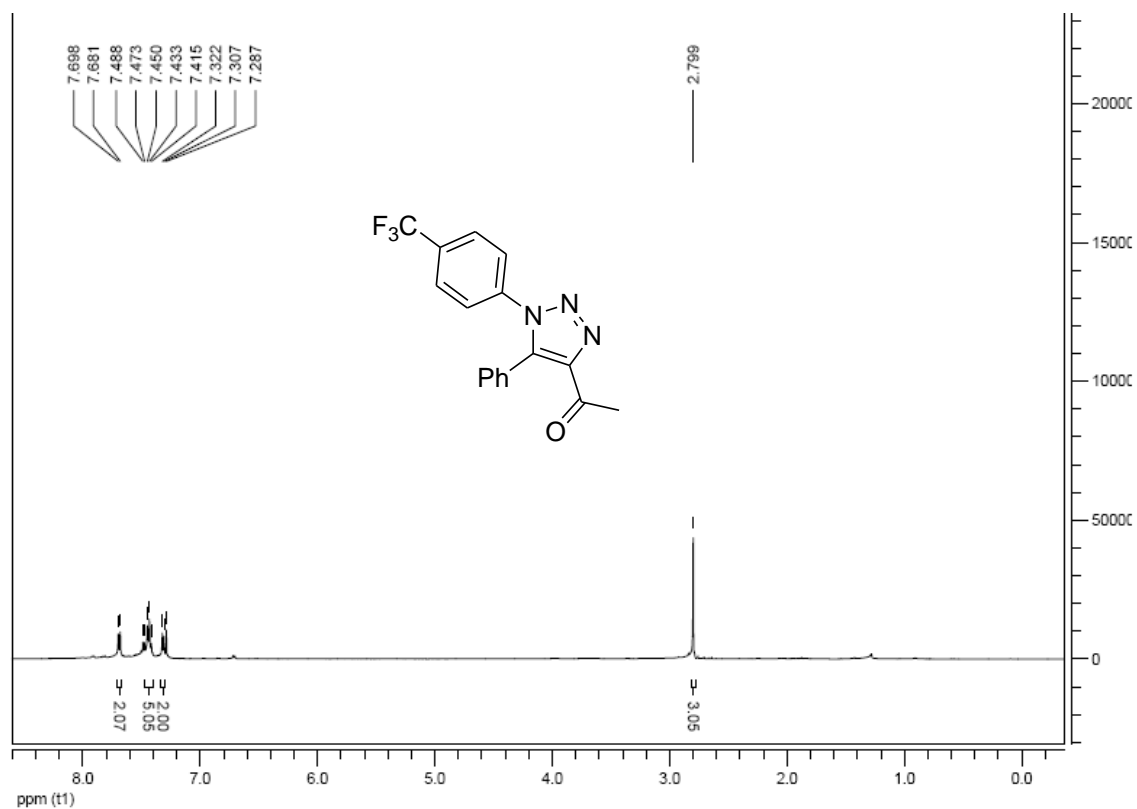
**1-(1-(4-chlorophenyl)-5-phenyl-1H-1,2,3-triazol-4-yl)ethanone (3ac)**



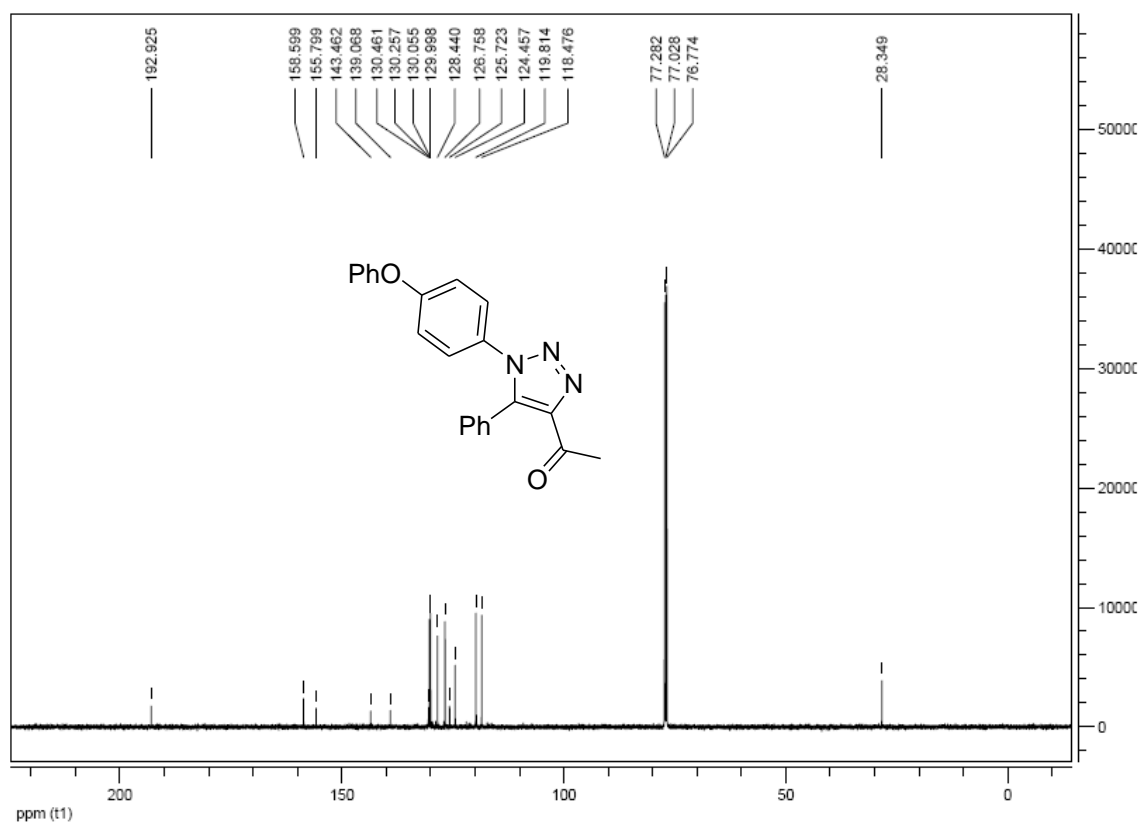
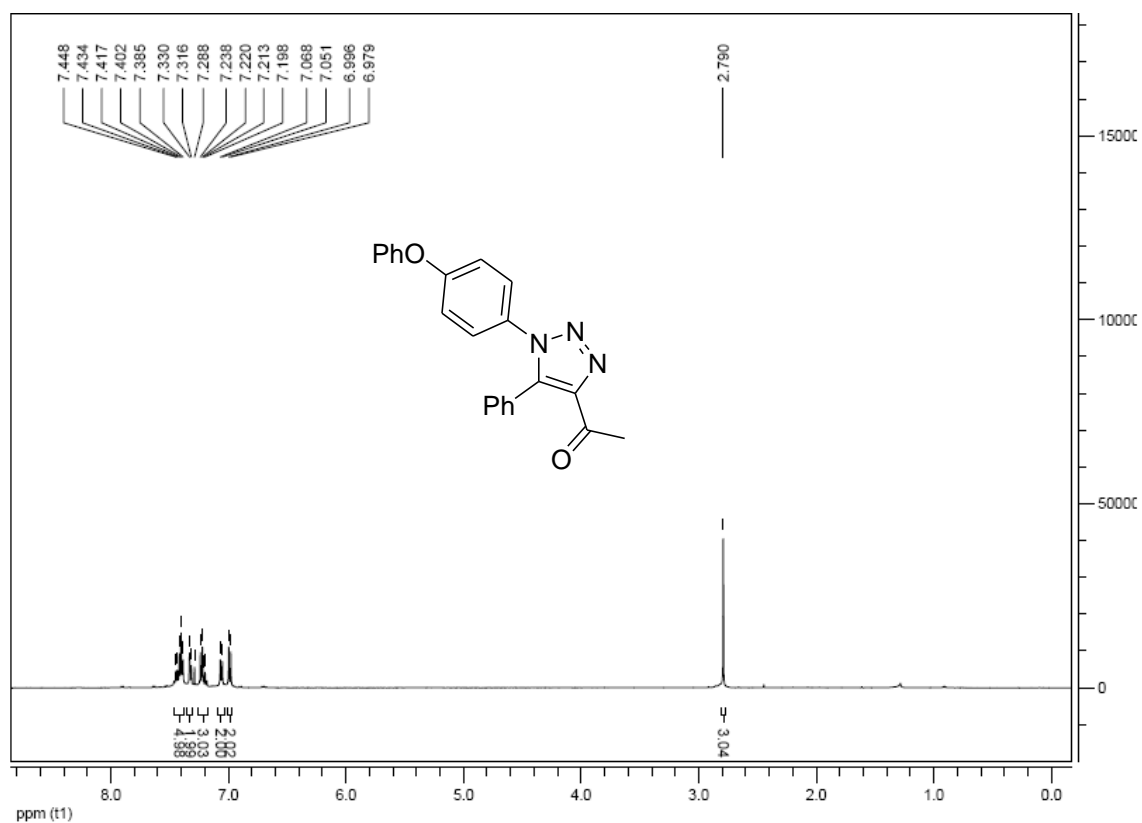
### 1-(1-(4-bromophenyl)-5-phenyl-1H-1,2,3-triazol-4-yl)ethanone (3ad)



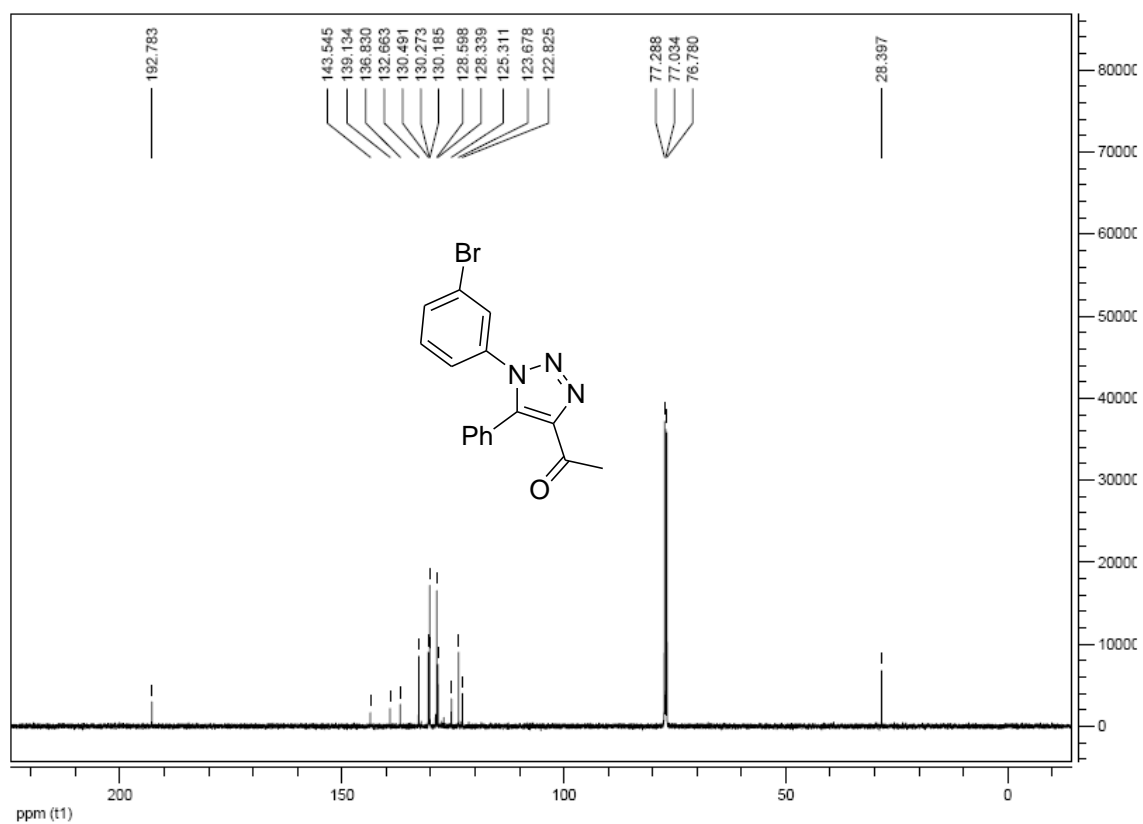
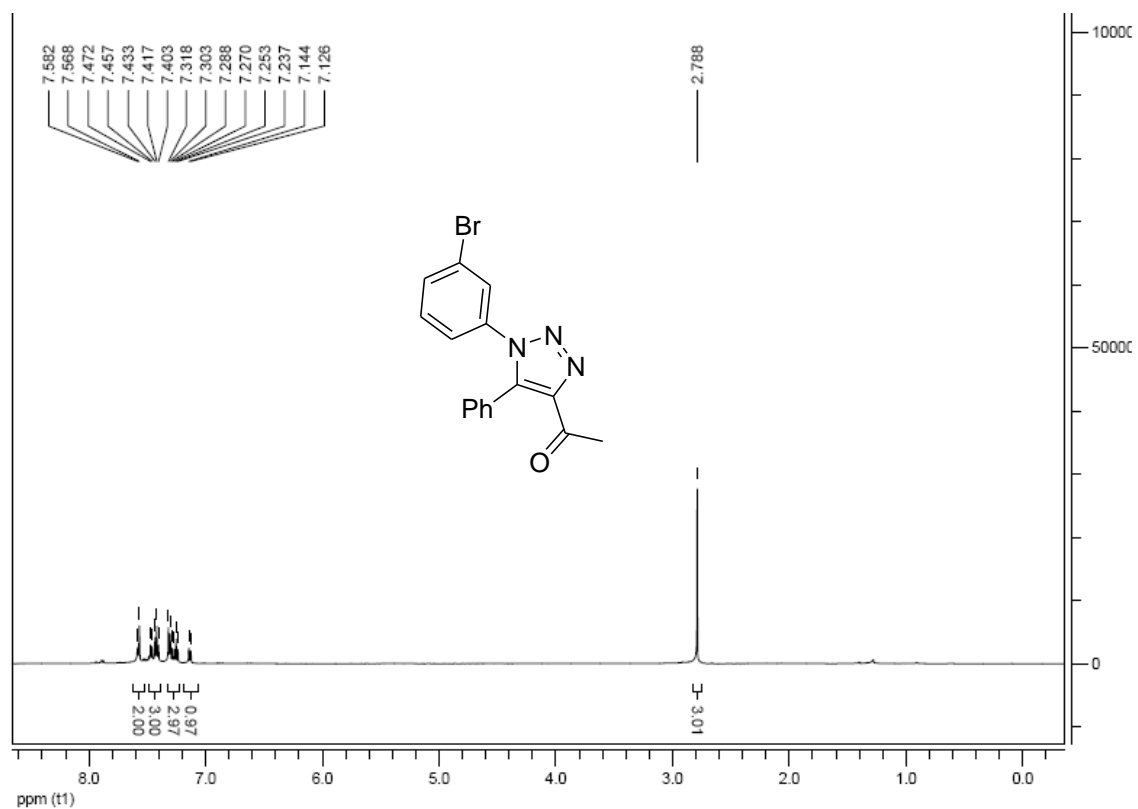
1-(5-phenyl-1-(4-(trifluoromethyl)phenyl)-1H-1,2,3-triazol-4-yl)ethanone (3ae)



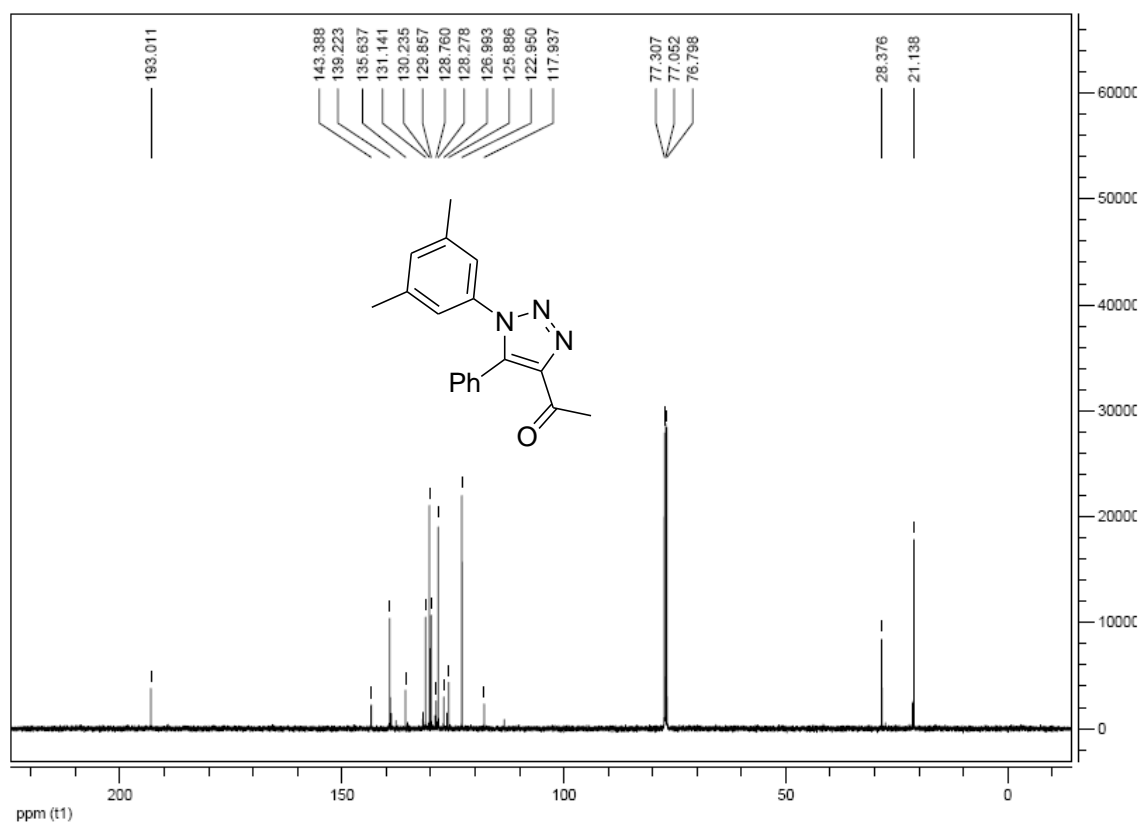
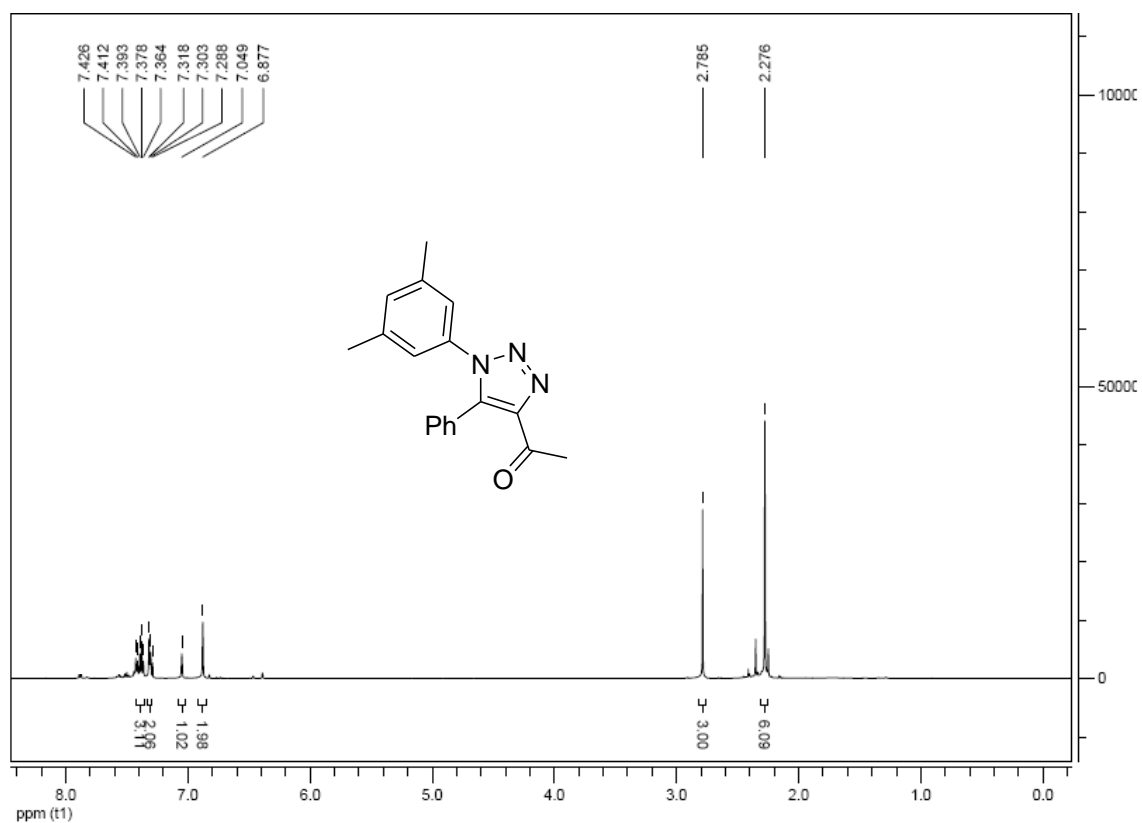
### 1-(1-(4-phenoxyphenyl)-5-phenyl-1H-1,2,3-triazol-4-yl)ethanone (3af)



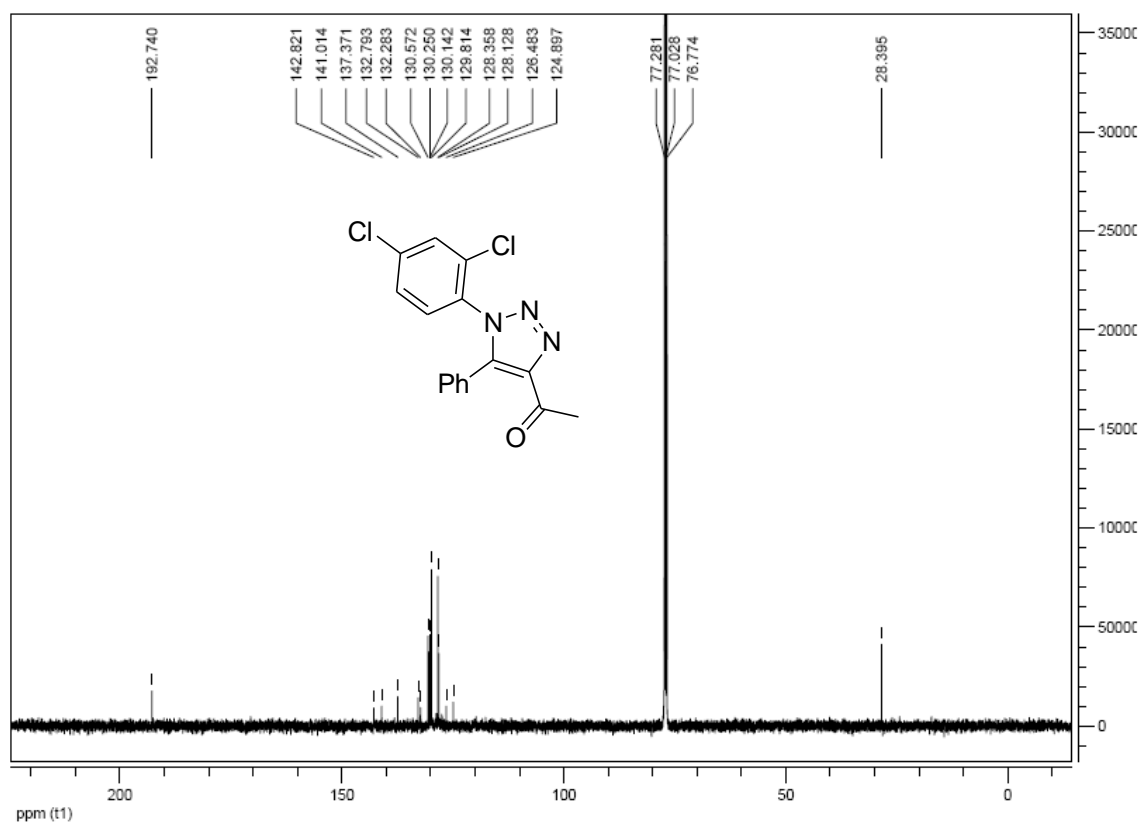
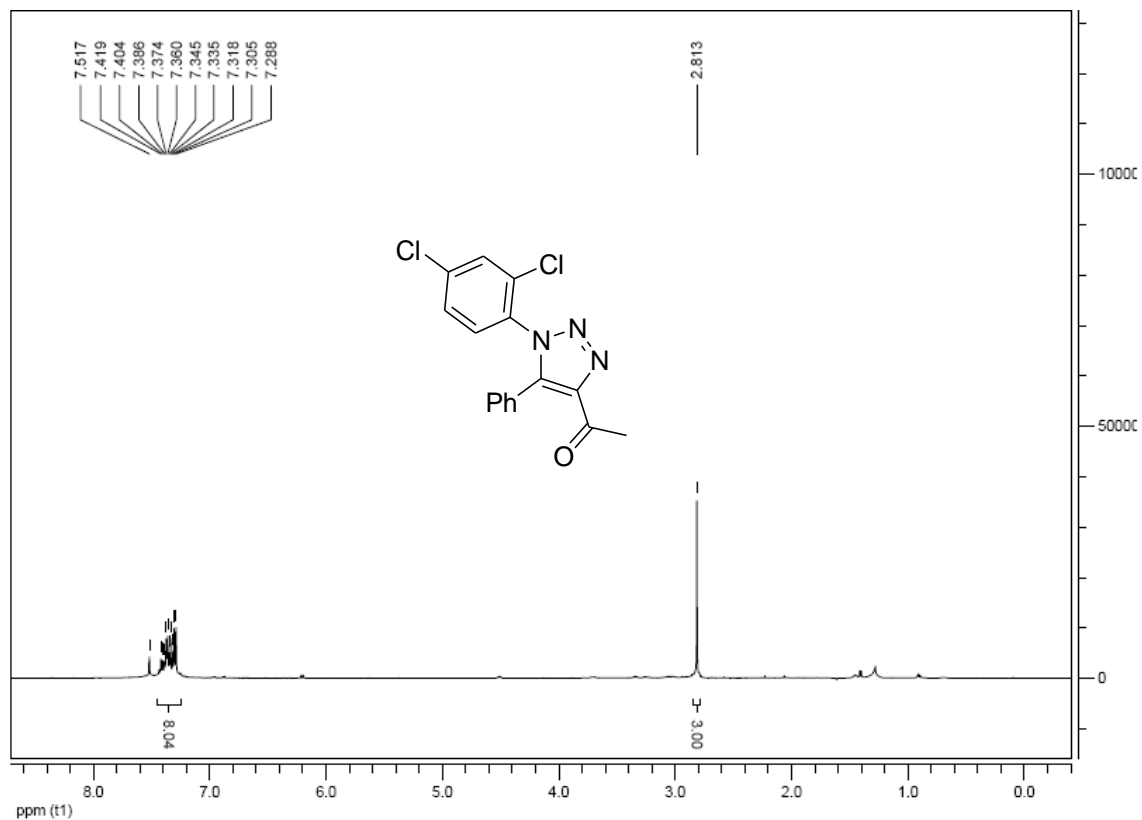
**1-(1-(3-bromophenyl)-5-phenyl-1H-1,2,3-triazol-4-yl)ethanone (3ag)**



**1-(1-(3,5-dimethylphenyl)-5-phenyl-1H-1,2,3-triazol-4-yl)ethanone (3ah)**

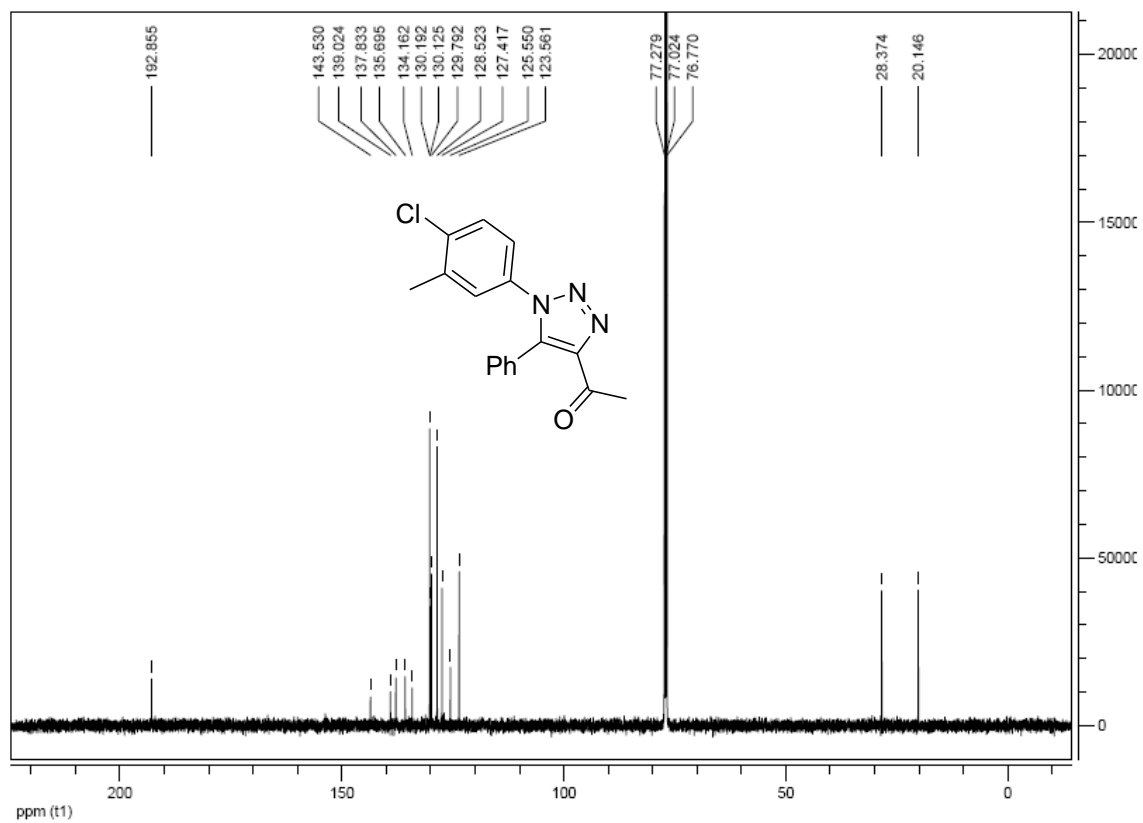
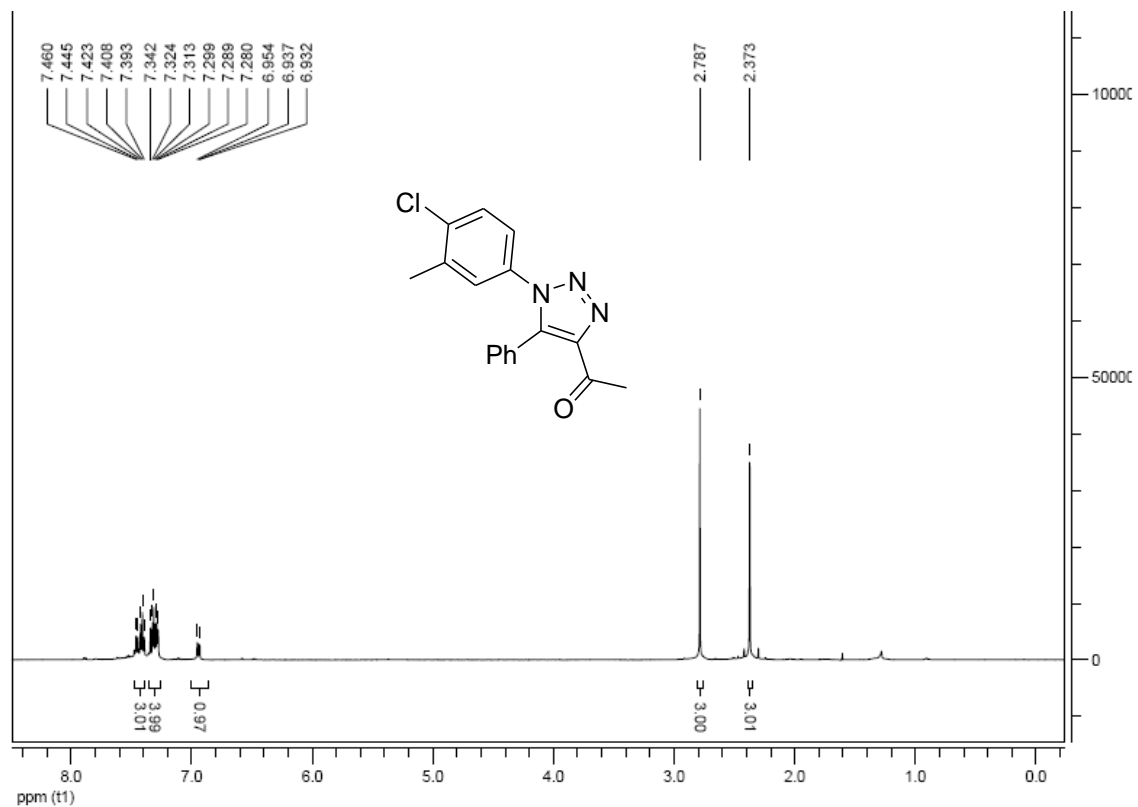


**1-(5-(2,4-dichlorophenyl)-1-phenyl-1H-1,2,3-triazol-4-yl)ethanone (3ai)**

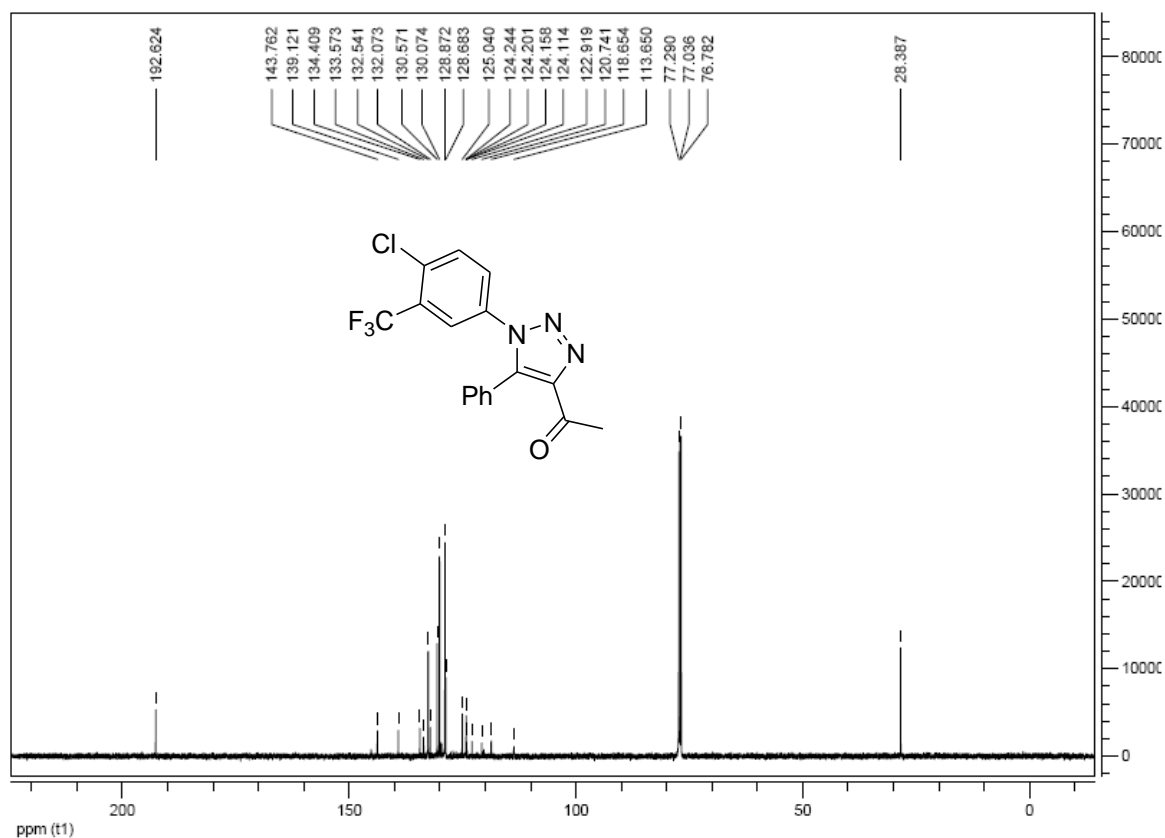
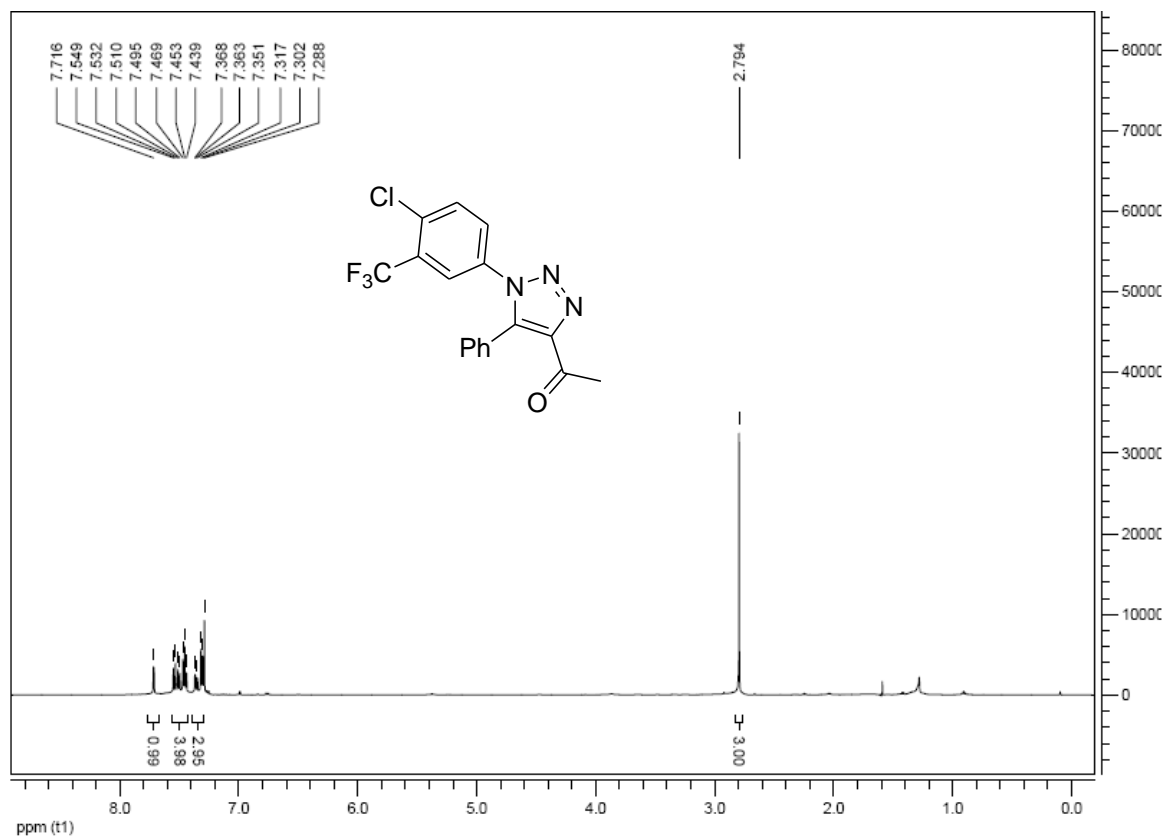




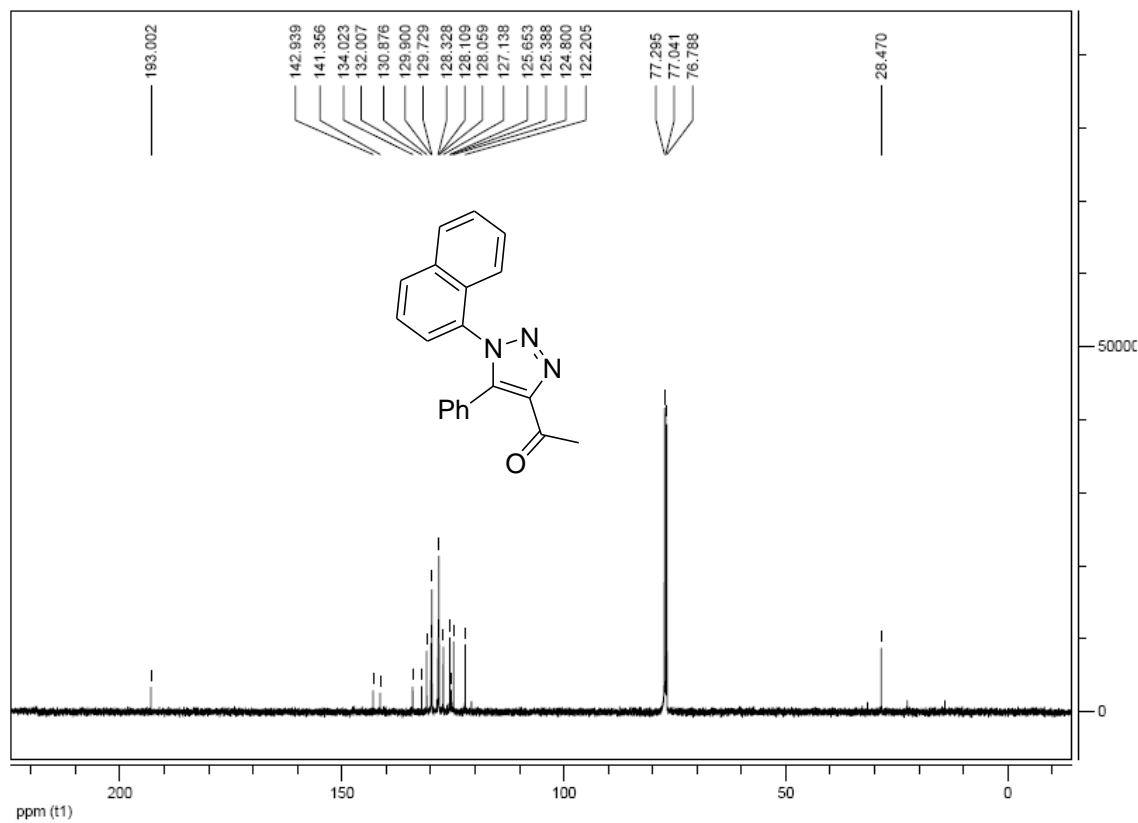
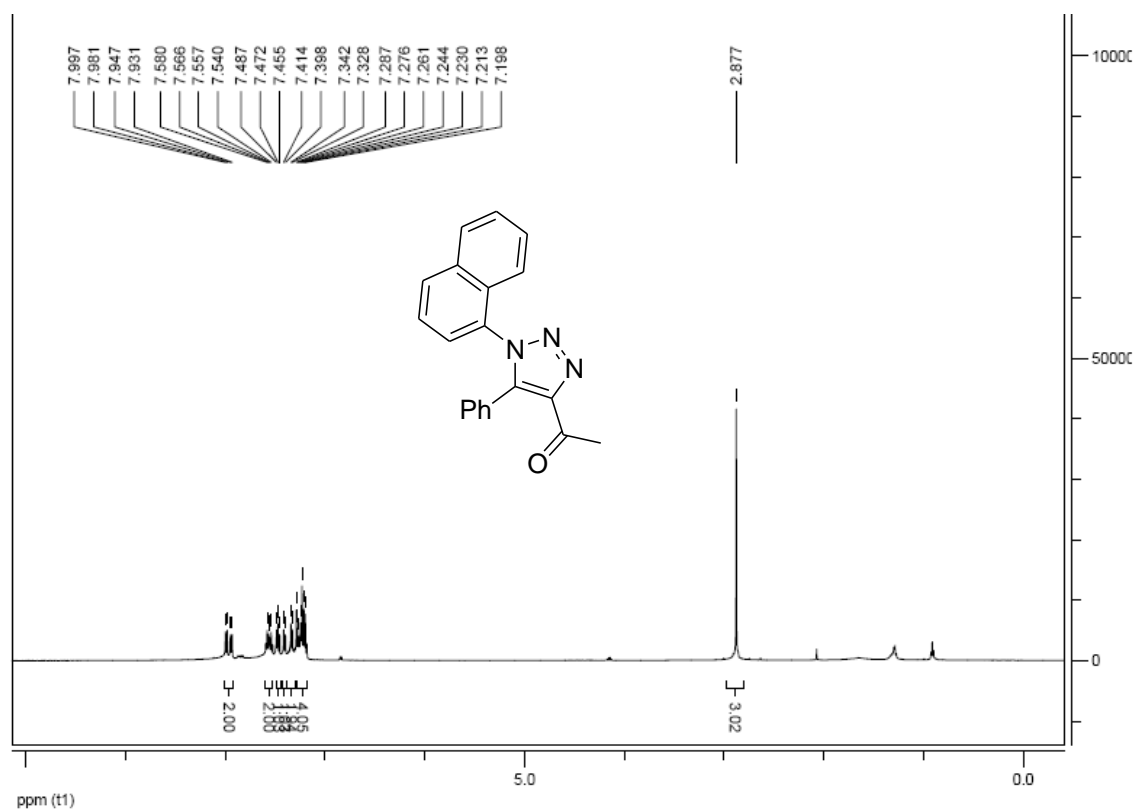
**1-(5-(4-chloro-3-methylphenyl)-1-phenyl-1H-1,2,3-triazol-4-yl)ethanone (3aj)**



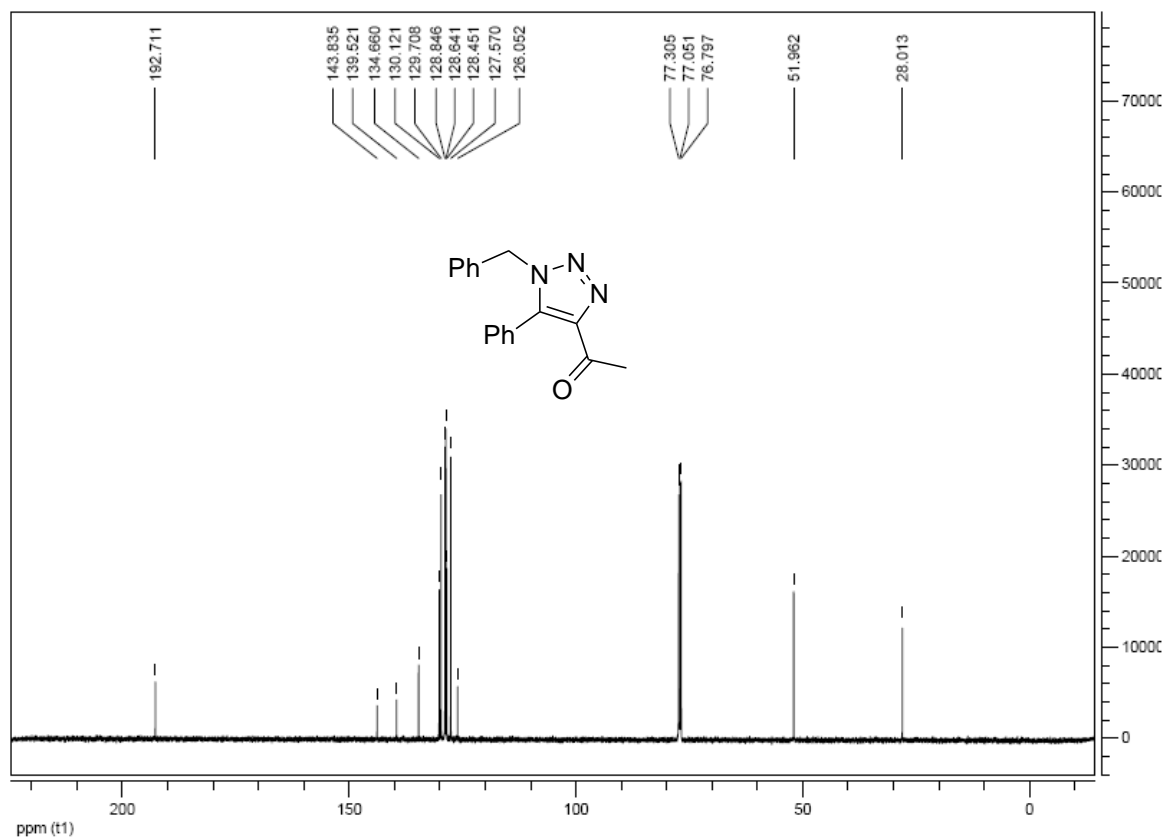
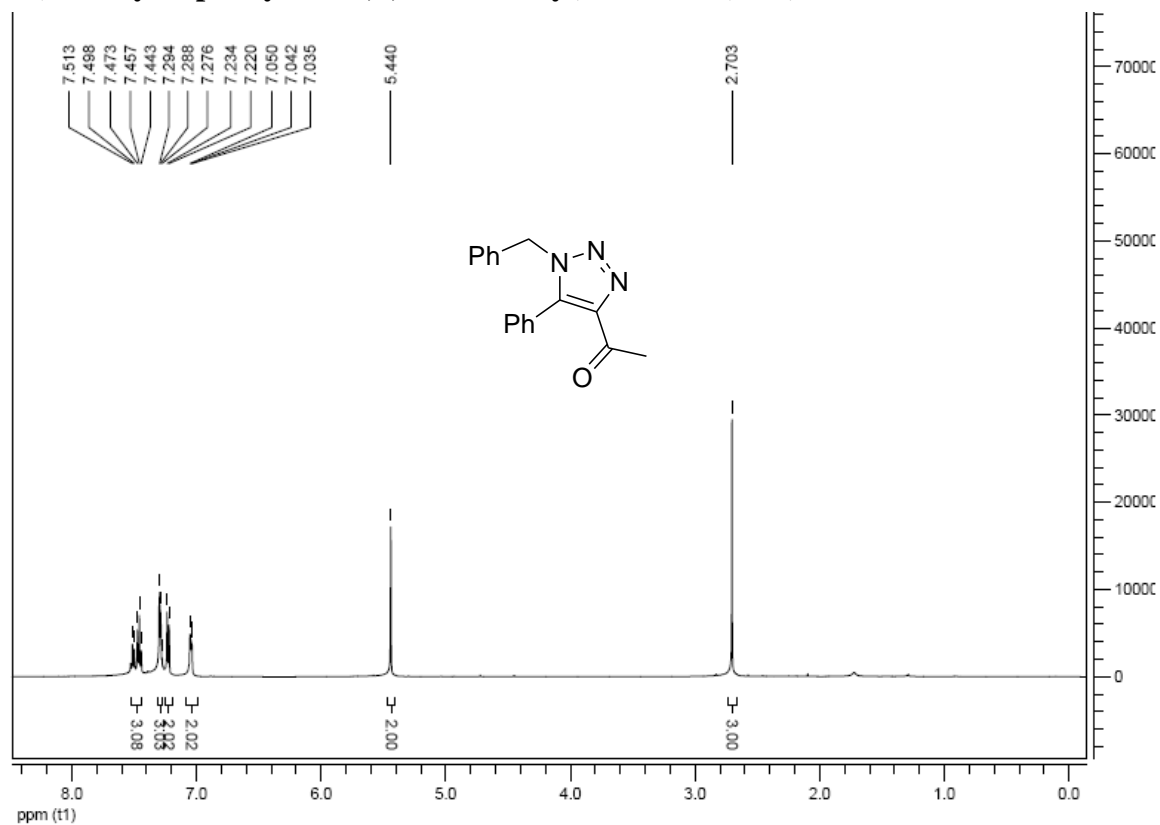
**1-(5-(4-chloro-3-(trifluoromethyl)phenyl)-1-phenyl-1H-1,2,3-triazol-4-yl)ethanone (3ak)**



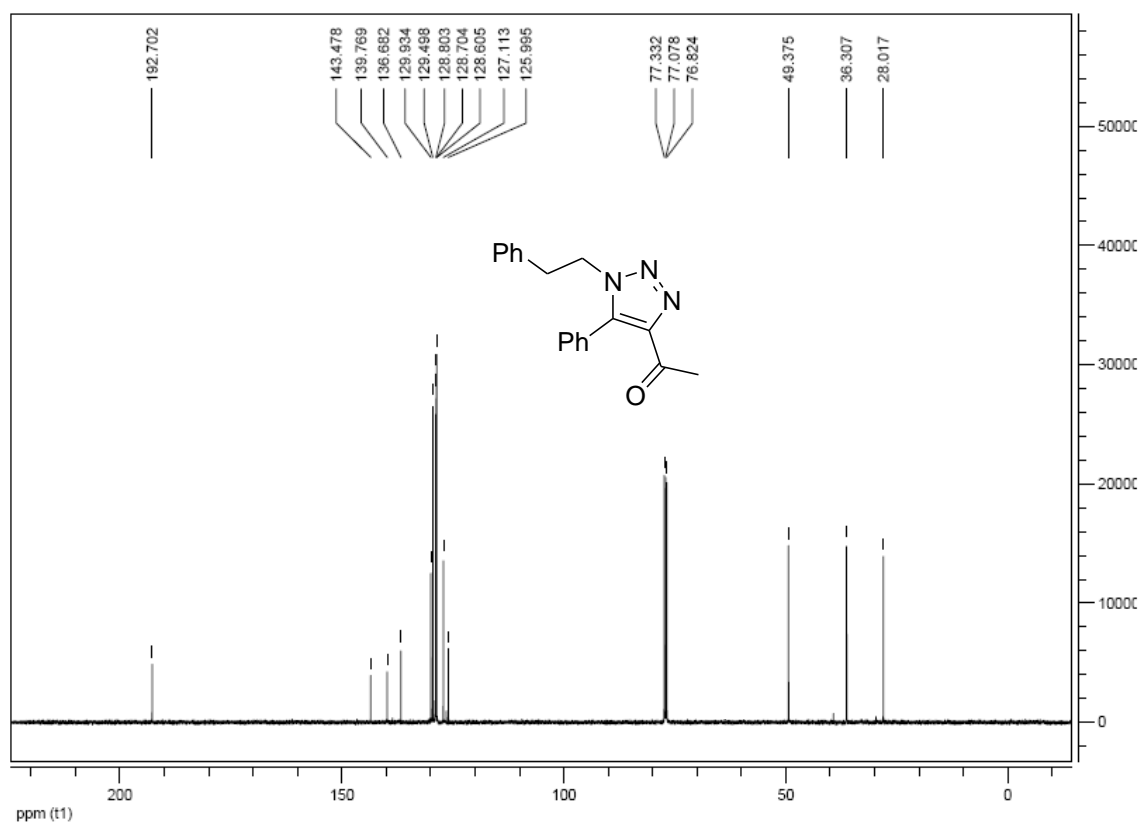
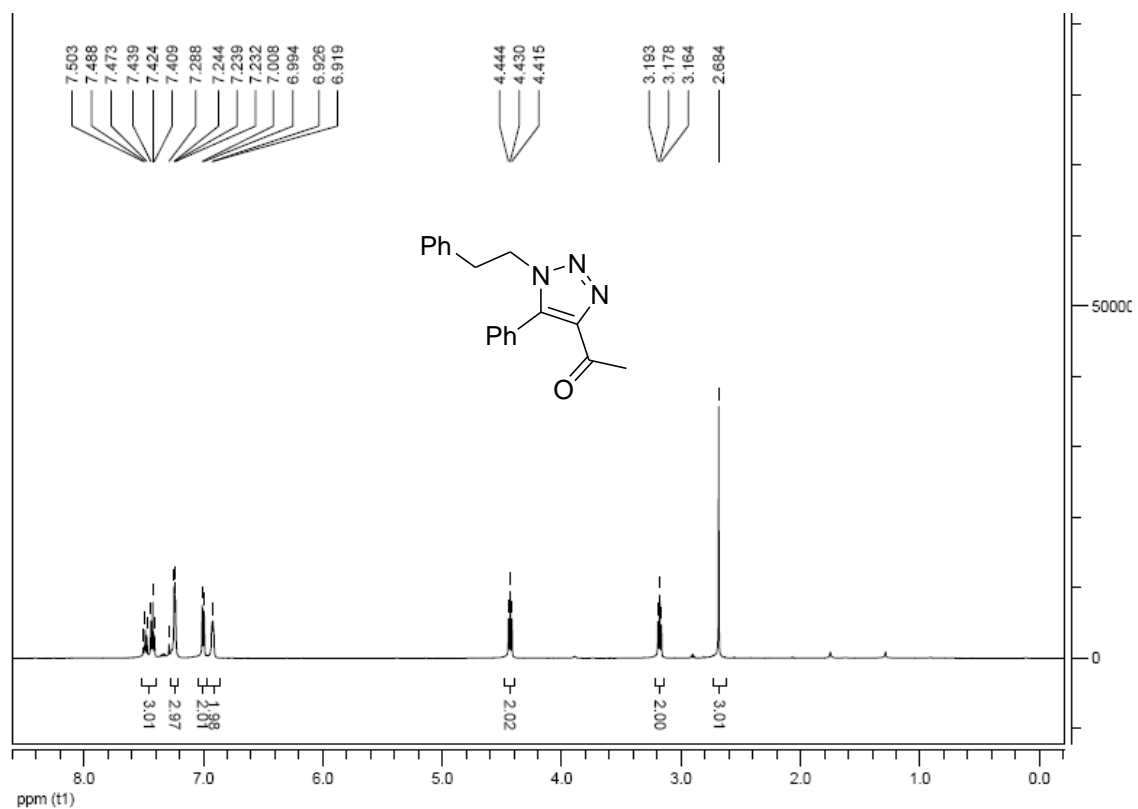
**1-(1-(naphthalen-1-yl)-5-phenyl-1H-1,2,3-triazol-4-yl)ethanone (3al)**



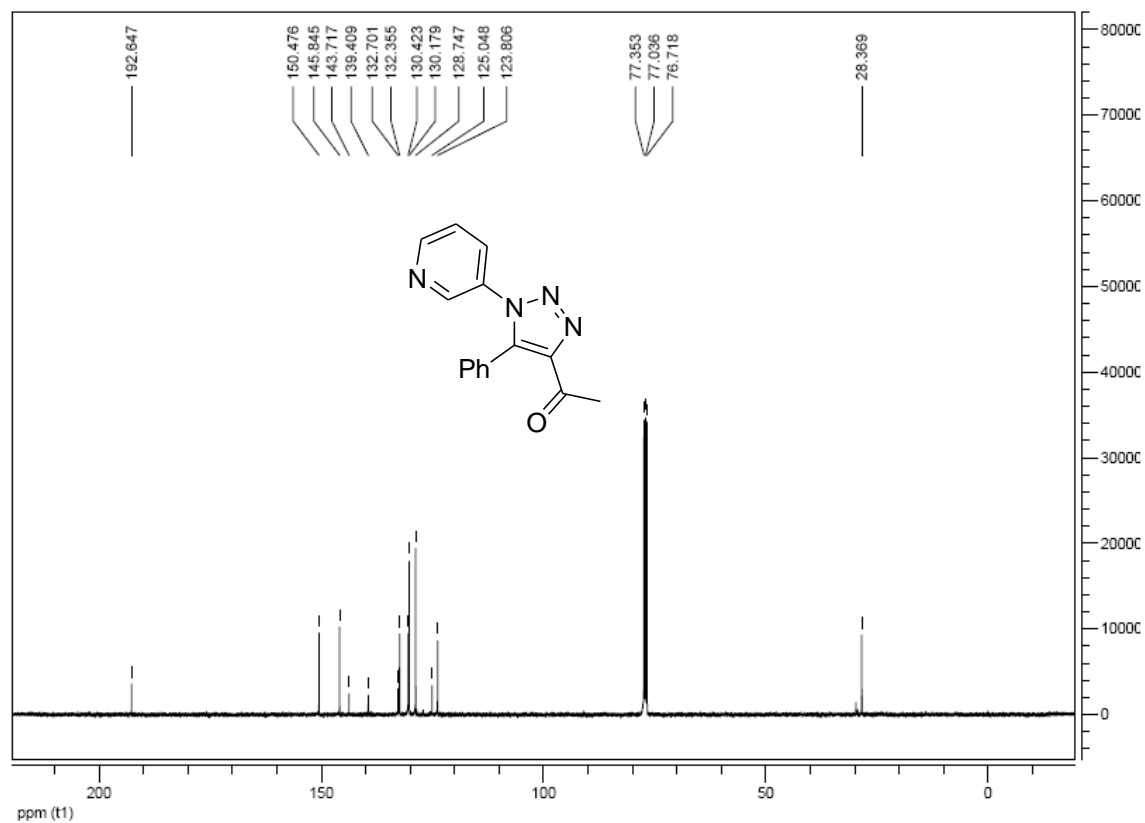
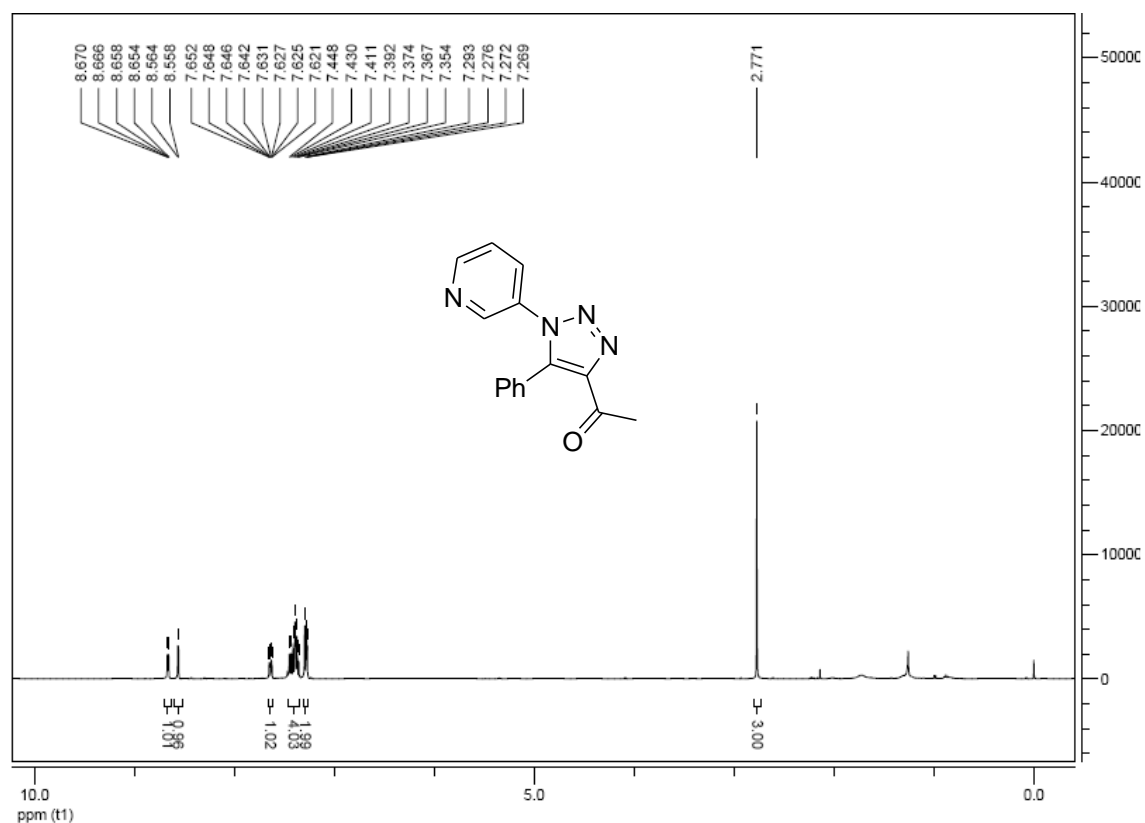
**1-(1-benzyl-5-phenyl-1H-1,2,3-triazol-4-yl)ethanone (3am)**



### 1-(1-phenethyl-5-phenyl-1H-1,2,3-triazol-4-yl)ethanone (3an)



**1-(5-phenyl-1-(pyridin-3-yl)-1H-1,2,3-triazol-4-yl)ethanone (3ao)**



## **E: References**

1. O. Berger, A. Kanthi, C. Tran van Ba, H. Vial, S. A. Ward, G. A. Biagini, P. G. Gray, P. M. O'Neil, *ChemMedChem* **2011**, 6, 2094-2108.