Supplementary Material (ESI) for Journal of Materials Chemistry
This journal is © The Royal Society of Chemistry 2006

Nano-Brass Colloids:

Synthesis by Co-Hydrogenolysis of [CpCu(PMe_3)] with [$ZnCp^*_2$] and Investigation of the Oxidation Behaviour of α/β-CuZn Nanoparticles

By Mirza Cokoja,[a] Harish Parala,[a] Marie Katrin Schröter,[a] Alexander Birkner,[b] Maurits W. E. van den Berg,[c] Konstantin V. Klementiev,[c] Wolfgang Grünert[c] and Roland A. Fischer[a,*]

Supporting Information

1. Photographs of diluted solutions of Cu-PPO colloids under argon (left), Cu_2O@Cu-PPO colloids oxidized on air (middle), and β-CuZn-PPO colloids (right).





2. Model data EXAFS:

Code	Sample	Shell	N	r (Å)	$\sigma(10^{-3}Å^2)$	E_0 (eV)	R-factor (%)
MC170	Cu	Cu-O	1.1 ± 0.2	1.88 ± 0.03	10 ± 5.3	7.2	4.5 (3.13 < k < 12.85)
		Cu-Cu	7.8 ± 0.4	2.549 ± 0.004	6.7 ± 0.5		
MC170	Cu	Cu-C	1.8 ± 0.3	1.95 ± 0.04	10 ± 5.1	7.4	4.4 (3.13 < k < 12.85)
		Cu-Cu	7.9 ± 0.4	2.549 ± 0.004	6.7 ± 0.5	2.2	
MC154	Cu-ox	Cu-O	1.1 ± 0.3	1.88 ± 0.04	10 ± 7.9	6.6	4.9 (3.13 < k < 12.85)
		Cu-Cu	7.6 ± 0.4	2.550 ± 0.004	7.5 ± 0.5	2.2	
MC172	CuZn	Cu-Zn	7.6 ± 0.4	2.548 ± 0.003	7.8 ± 0.4	2.4	11.0 (3.13 < k < 12.85)
		Cu-Cu	1.6 ± 0.7	2.924 ± 0.03	10.0 ± 3.7	-1.3	
		Cu-Cu	1.5 ± 0.7	4.149 ± 0.02	2.7 ± 2.4	-1.0	
		Cu-Zn	17.0 ± 0.5	4.926 ± 0.009	8.4 ± 1.0	1.9	
		Cu-Zn-Cu	27.9 ± 11.8	4.026 ± 0.04	10.0 ± 0.0	6.8	
MC172	ZnCu	Zn-O	1.3 ± 0.2	1.97 ± 0.03	5.8 ± 3.9	10.0	8.2 (2.93 < k < 12.79)
		Zn-Cu	5.5 ± 0.6	2.56 ± 0.007	0.7 ± 0.1	3.8	
MC157	CuZn-ox	Cu-Zn	7.6 ± 0.3	2.546 ± 0.003	8.9 ± 0.3	6.4	8.9 (3.13 < k < 12.85)
		Cu-Cu	1.0 ± 0.5	2.908 ± 0.03	10.0 ± 2.2	-0.1	
		Cu-Cu	1.5 ± 0.6	4.116 ± 0.02	4.2 ± 2.4	-1.0	
		Cu-Zn	17.3 ± 2.0	4.927 ± 0.008	10.0 ± 0.4	6.3	
		Cu-Zn-Cu	2.4 ± 8.0	3.977 ± 0.03	10.0 ± 0.0	10.2	
MC157	ZnCu-ox	Zn-O	2.0 ± 0.2	1.98 ± 0.02	6.3 ± 2.6	10.3	7.6 (2.93 < k < 12.79)
		Zn-Cu	4.3 ± 0.4	2.546 ± 0.007	9.6 ± 1.1	0.6	

3. Model (Cu-PPO particles under argon, MC170), Cu-edge:

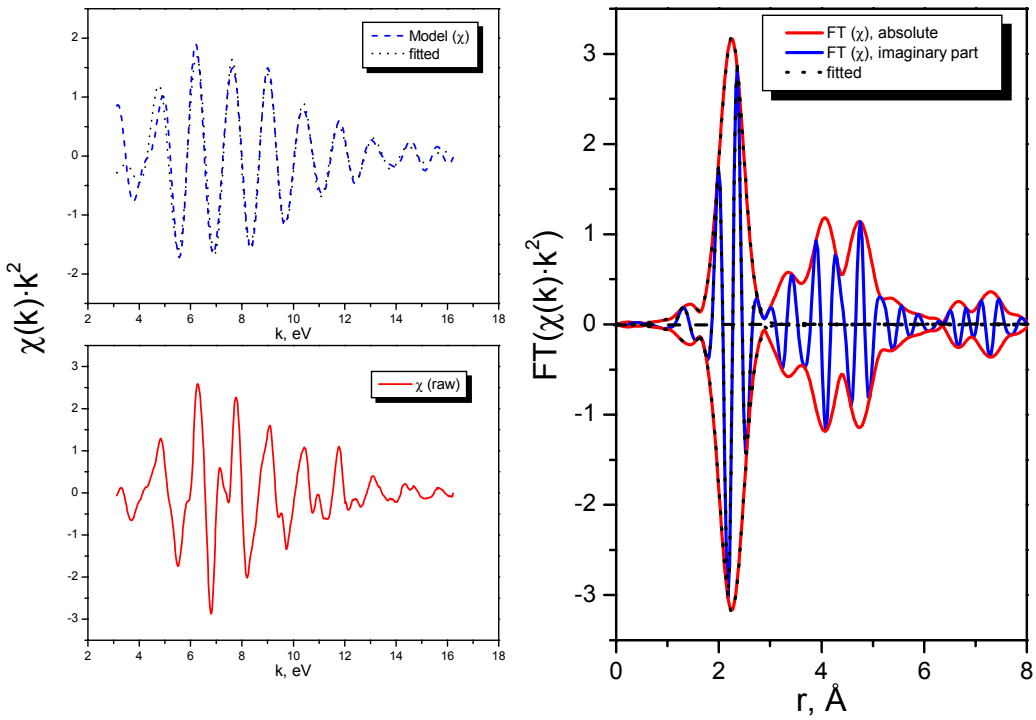

4. Model (oxidized Cu-PPO particles, MC154), Cu-edge:

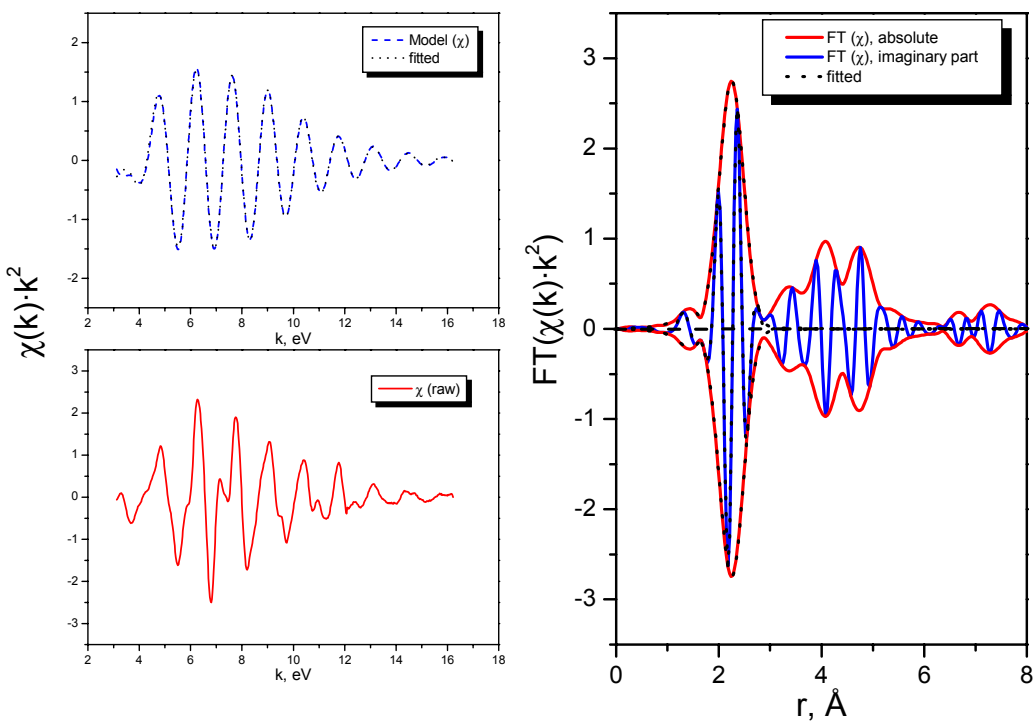

5. Model (oxidized β-CuZn-PPO particles, MC157), Cu edge:

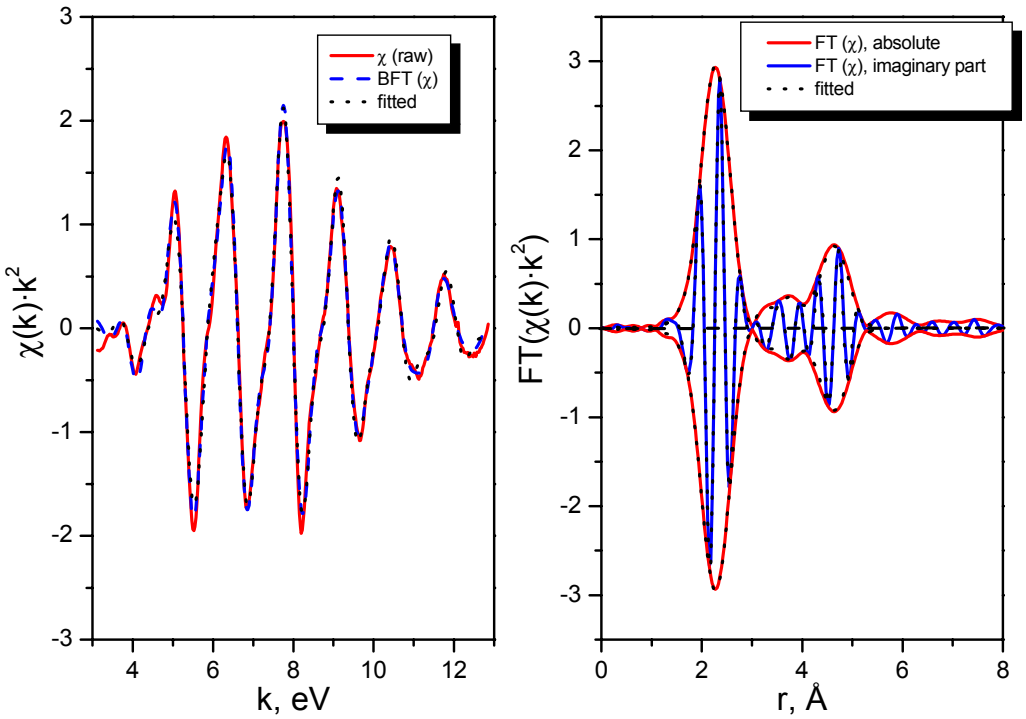

6. Model (oxidized β-CuZn-PPO particles, MC157), Zn edge:

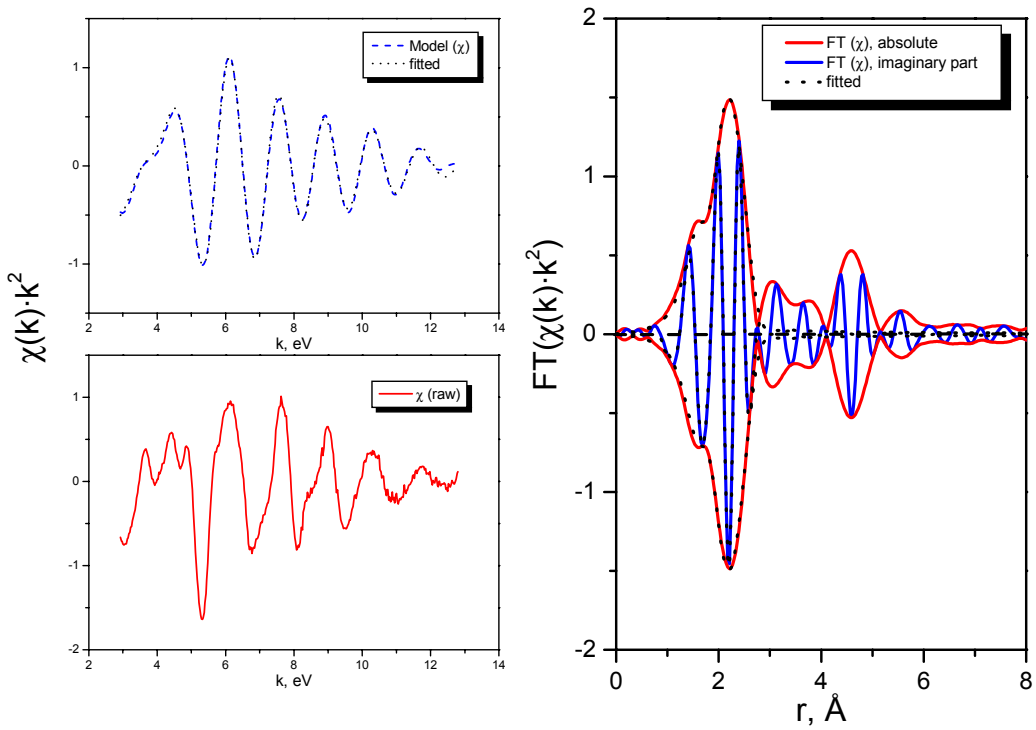

7. Model (β-CuZn-PPO particles under argon, MC172), Cu-edge:

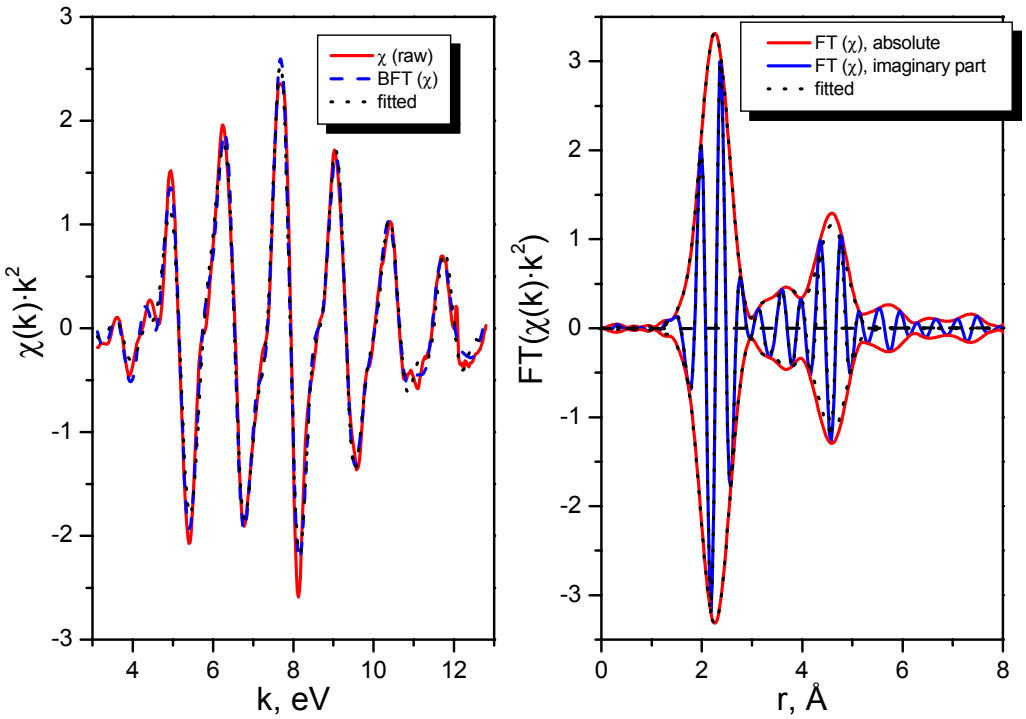
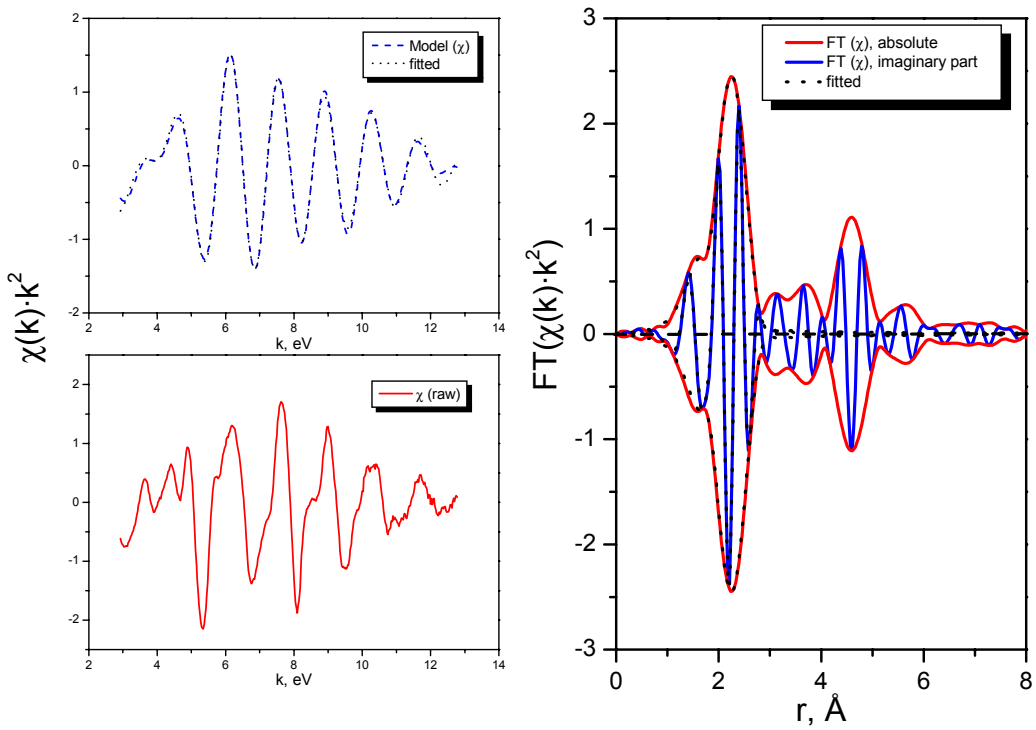
8. Model (β-CuZn-PPO particles under argon, MC172), Zn-edge: