

Supplementary Material (ESI) for Journal of Materials Chemistry

This journal is © The Royal Society of Chemistry 2006

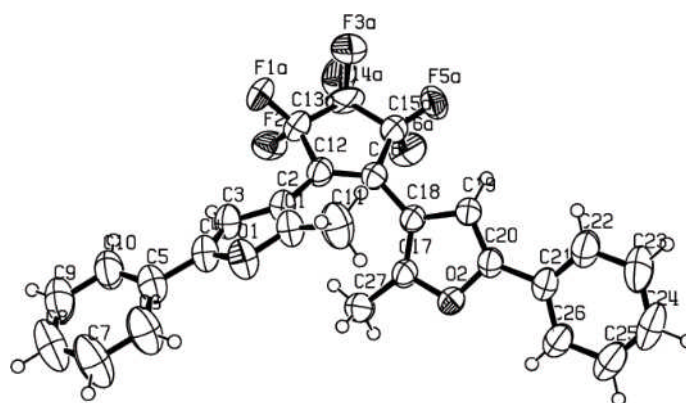
## Photochromic and Fluorescent Properties of Bisfurylene Derivatives

*Tadatsugu Yamaguchi and Masahiro Irie*


*Department of Chemistry and Biochemistry, Graduate School of Engineering, Kyushu  
University, 6-10-1 Hakozaki, Higashi-ku, Fukuoka 812-8581, JAPAN*

### Supporting Information

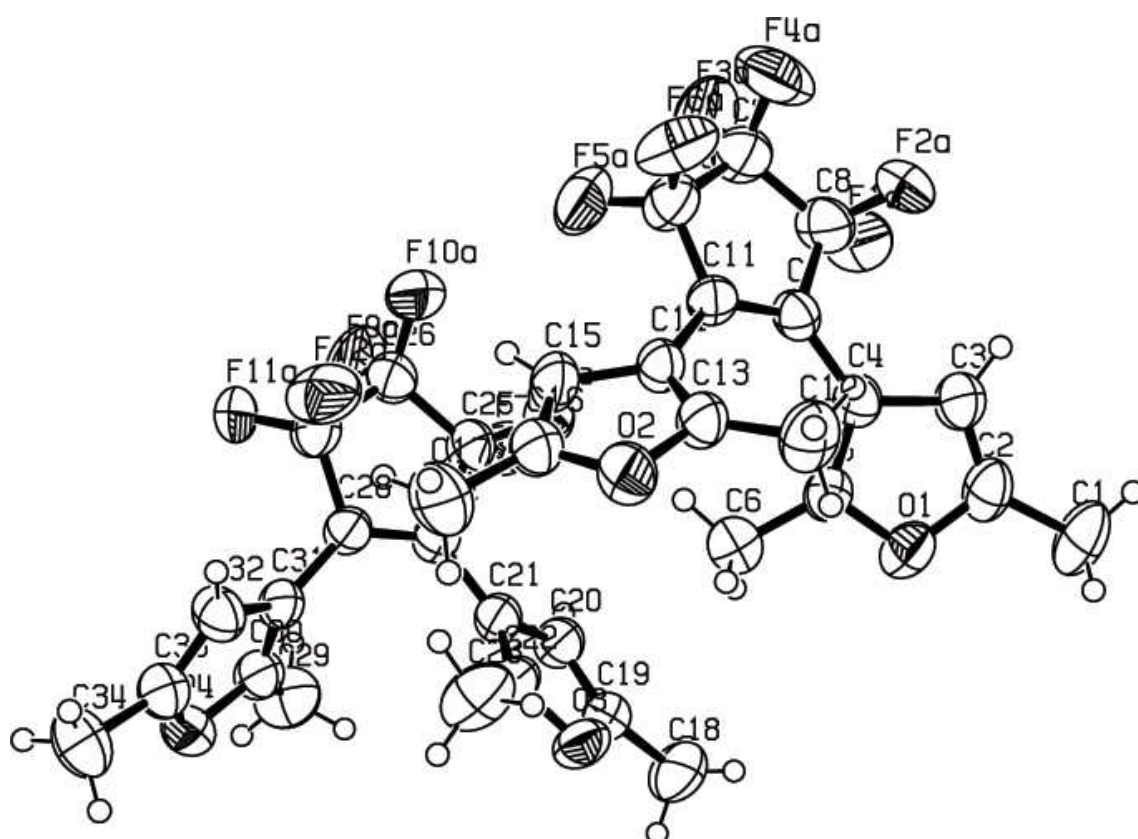
- Figure S1.** The ORTEP drawing of **1a**. S2
- Figure S2.** Photographs of a single crystal of **1** under polarized light before S3  
(a,  $q=0^\circ$ ; b  $q=90^\circ$ ) and after (c,  $q=0^\circ$ ; d  $q=90^\circ$ ) irradiation with 365-nm  
light.  $q$  is the rotation angle of the crystal.
- Figure S3.** The ORTEP drawing of **3a**. S4
- Figure S4.** Photographs of a single crystal of **3** under polarized light before S5  
(a,  $q=0^\circ$ ; b  $q=90^\circ$ ) and after (c,  $q=0^\circ$ ; d  $q=90^\circ$ ) irradiation with 365-nm  
light.  $q$  is the rotation angle of the crystal.
- Figure S5.** Fluorescence spectra of **3a** (solid line) and in the photo- S6  
stationary state under irradiation with 313 nm light (dashed line) in hexane.




**Figure S1.** The ORTEP drawing of **1a**. The ellipsoids represent 50% displacement of atoms.



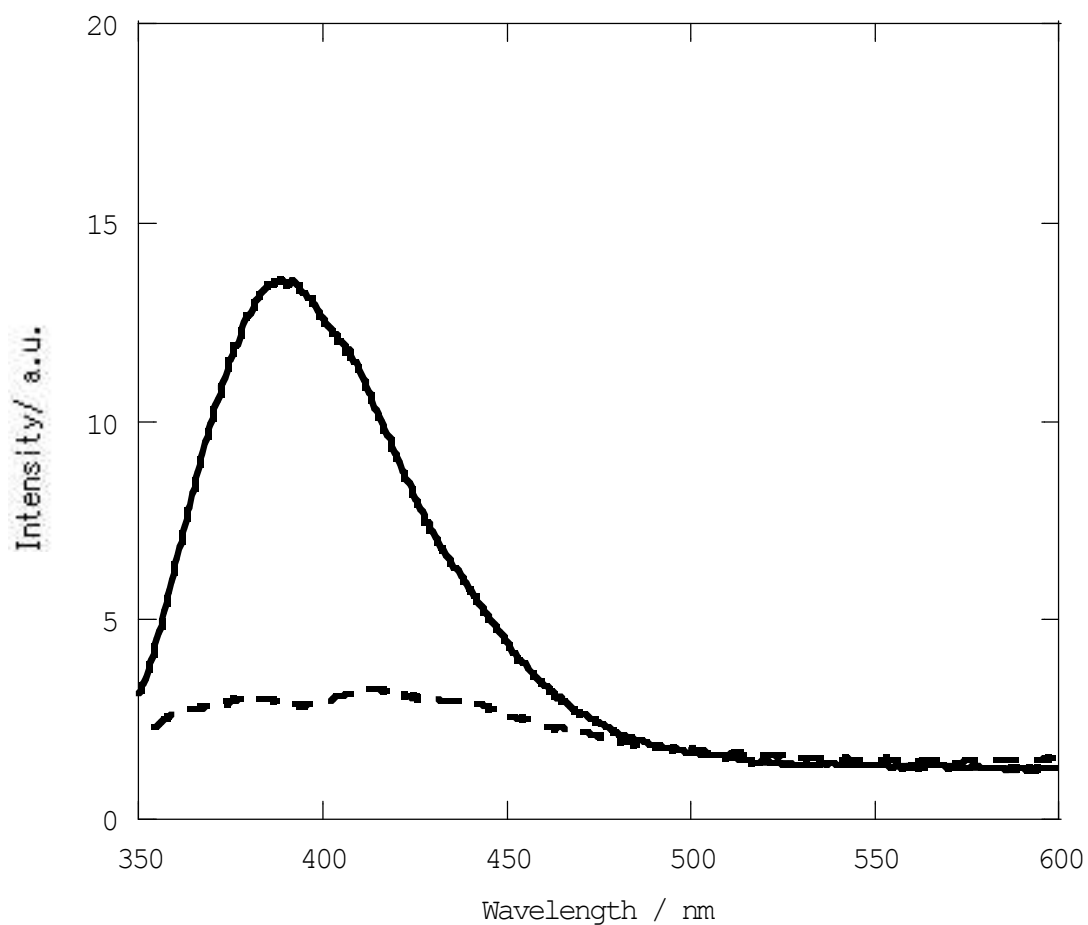
**Figure S2.** Photographs of a single crystal of **1** under polarized light before (a,  $q=0^\circ$ ; b  $q=90^\circ$ ) and after (c,  $q=0^\circ$ ; d  $q=90^\circ$ ) irradiation with 365-nm light.  $q$  is the rotation angle of the crystal.



**Figure S3.** The ORTEP drawing of **3a**. The ellipsoids represent 50% displacement of atoms.



**Figure S4.** Photographs of a single crystal of **3** under polarized light before (a,  $q=0^\circ$ ; b  $q=90^\circ$ ) and after (c,  $q=0^\circ$ ; d  $q=90^\circ$ ) irradiation with 365-nm light.  $q$  is the rotation angle of the crystal.



**Figure S5.** Fluorescence spectra of **3a** (solid line) and in the photostationary state under irradiation with 313 nm light (dashed line) in hexane ( $c = 1.9 \times 10^{-5}$  M).