

Thermostable succinonitrile-based gel electrolyte for efficient, long-life dye-sensitized solar cells

Zhigang Chen, Hong Yang, Xianghong Li, Fuyou Li,* Tao Yi, Chunhui Huang*

Department of Chemistry & Laboratory of Advanced Materials, Fudan University,
Handan Road 220, Shanghai 200433, P. R. China.

Supporting information:

Fig.1 Photos of pure succinonitrile (A), succinonitrile-silica (silica: 7 wt % of succinonitrile) (B) at 60 °C, and succinonitrile-BMI·BF₄-silica (silica: 7 wt% of succinonitrile-BMI·BF₄) (C) at 80 °C.

Fig. 3 Photos of electrolyte-A and electrolyte-C at 80 °C, and electrolyte-B at 20 and 45 °C.

Fig. S1 Photos of pure succinonitrile (A), succinonitrile-silica (Silica: 7 wt % of succinonitrile) (B) at 20 °C.

Fig. S2 Photo of succinonitrile-BMI·BF₄ (1 mL BMI·BF₄ + 3.0 g succinonitrile) at 20 °C

Fig. S3 Photos of the mixtures of succinonitrile-BMI·BF₄-silica (silica: 3-9 wt% of succinonitrile-BMI·BF₄) at 20 °C.

Fig. S4 Photo of BMI·BF₄ -silica (silica: 3 wt% of BMI·BF₄) at 20 °C.

* To whom correspondence should be addressed. Email: fyli@fudan.edu.cn (F.Y. Li);
chhuang@pku.edu.cn (C.H. Huang)
Fax: +86-21-55664621




Fig.1 Photos of pure succinonitrile (A), succinonitrile-silica (silica: 7 wt % of succinonitrile) (B) at 60 °C, and succinonitrile-BMI·BF₄-silica (silica: 7 wt% of succinonitrile-BMI·BF₄) (C) at 80 °C.




Fig. 3 Photos of electrolyte-A and electrolyte-C at 80 °C, and electrolyte-B at 20 and 45 °C.




Fig. S1 Photos of pure succinonitrile (A), succinonitrile-silica (silica: 7 wt % of succinonitrile) (B) at 20 °C.



Fig. S2 Photo of succinonitrile-BMI·BF₄ (1 mL BMI·BF₄ + 3.0 g succinonitrile) at 20 °C




Fig. S3 Photos of the mixtures of succinonitrile-BMI·BF₄-silica (silica: 3-9 wt% of succinonitrile-BMI·BF₄) at 20 °C.



Fig. S4 Photo of BMI·BF₄-silica (silica: 3 wt% of BMI·BF₄) at 20 °C.