

Construction of Metal Nanoparticles/Multiwalled Carbon Nanotubes Hybrid Nanostructure Providing the most Accessible Reaction Sites

Tie Wang, Xiaoge Hu, and Shaojun Dong^{*}

State Key Laboratory of Electroanalytical Chemistry, Changchun Institute of Applied Chemistry, Chinese Academy of Sciences, Changchun, Jilin 130022, People's Republic of China, and Graduate School of the Chinese Academy of Sciences, Beijing, 100039, People's Republic of China

Figure S1. XPS spectra of different films in a wide scan: a) HRP modified (NPs/MWNTs)₆/NPs hybrid film and b) HRP modified bulk p-MWNTs film.

Figure S2. Assembly process of the (n-MWNTs/p-NPs)_n multilayer film.

Figure S3. UV-vis absorption spectra of (n-MWNTs/p-NPs)_n multilayer nanostructures assembled on a quartz slide. The solid and dotted lines correspond to the spectra measured following MWNTs and gold nanoparticles adsorption, respectively.

^{*} Corresponding author: Tel: +86-431-85262101; Fax: +86-431-85689711; E-mail: dongsj@ciac.jl.cn

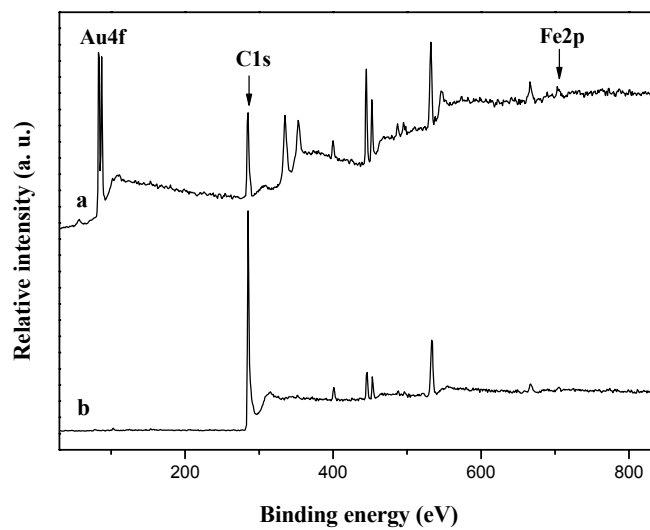


Figure S1.

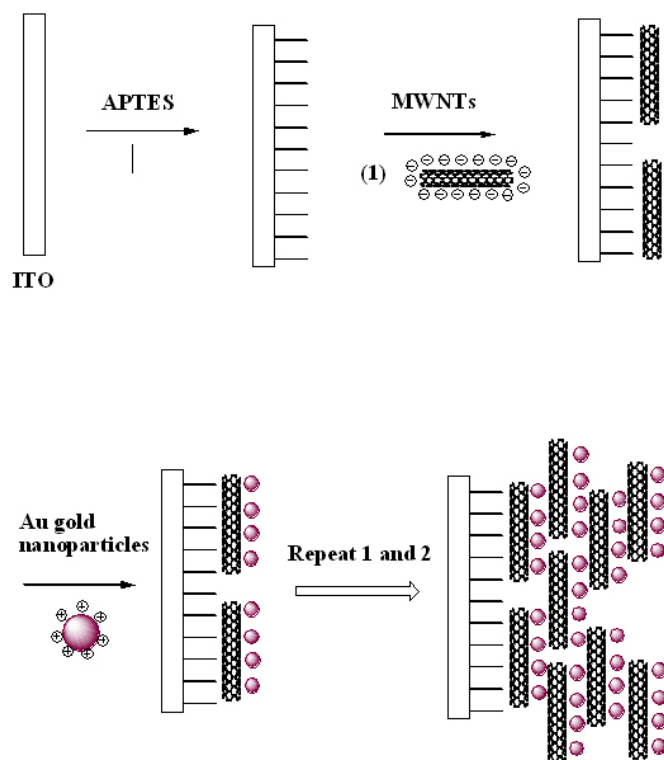


Figure S2.

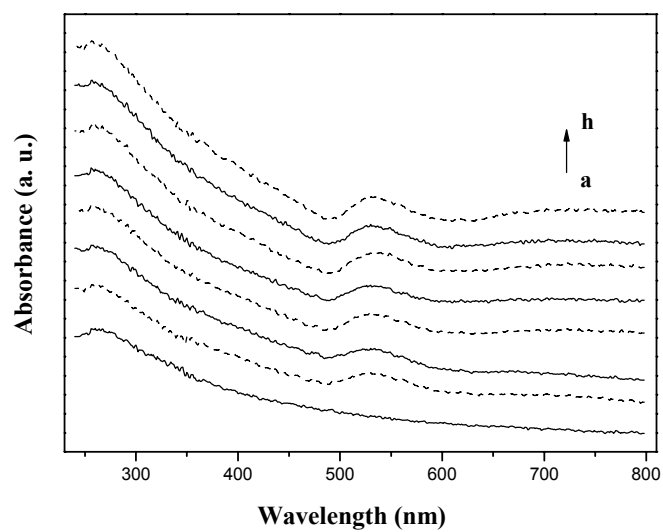


Figure S3.