

Supporting Information

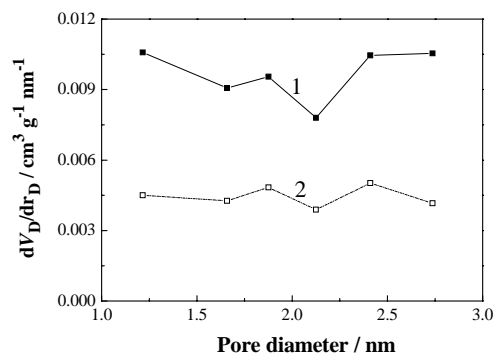


Fig. S1 BJH pore size distributions of IMIP-P25 (1) and NIP-5 P25.

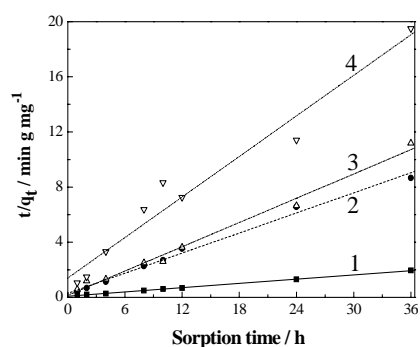
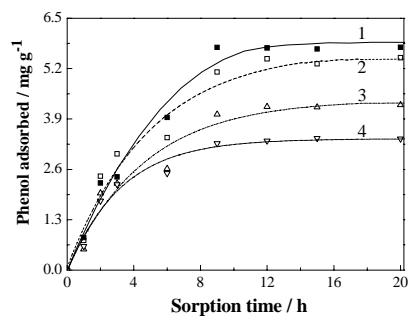


Fig. S2 Kinetics for the sorption of DEP (200 mg L^{-1}) on IMIP-P25 (1), NIP-P25 (2), MMC-P25 (3) and $\text{TiO}_2/\text{SiO}_2$ (4).



10

Fig. S3 Sorption kinetics of phenol (50 mg L^{-1}) in the presence of DEP (50 mg L^{-1}) on IMIP-P25 (1), NIP-P25 (2), MMC-P25 (3) and $\text{TiO}_2/\text{SiO}_2$ (4) nanoparticles.