

Supporting Information

Uniform Hollow Mesoporous Silica Nanocages for Drug Delivery *in Vitro* and *in Vivo* for Liver Cancer Therapy

Tingting Wang, Fang Chai, Qin Fu, Lingyu Zhang, Haiyan Liu, Lu Li, Yi Liao,

Zhongmin Su,* Chungang Wang,* Beiye Duan, Dongxue Ren




Figure S1. TEM images of HMS nanocages in (a) culture media IMDM and (b) saline solution.

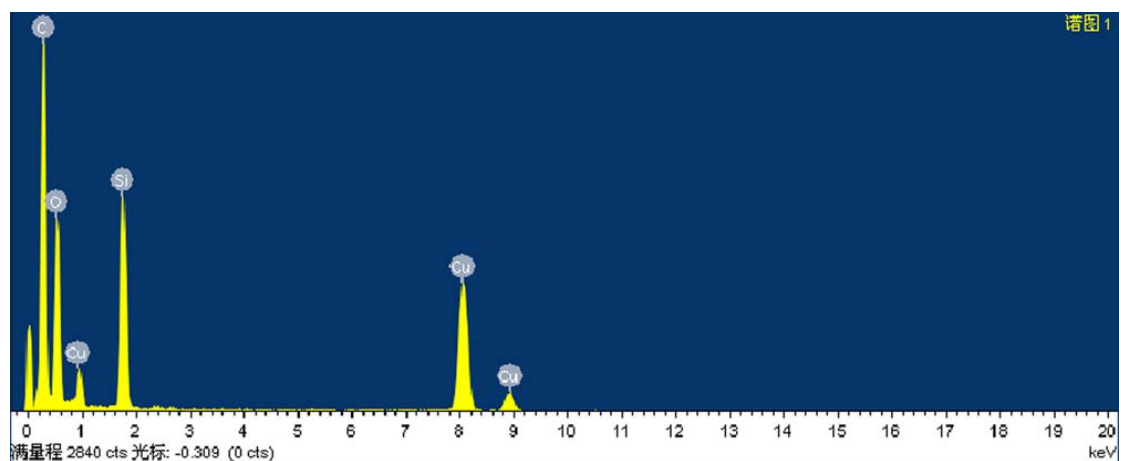


Figure S2. EDS spectrum of HMS nanocages.




Figure S3. TEM image (a) and FE-SEM image (b) of HMS nanocapsules with spherical shape.