

Supported Information

Functionalization of upconverted luminescent NaYF₄:Yb/Er nanocrystals by chitosan-folic acid conjugate for targeted lung cancer cell imaging

Qingtao Chen, Xin Wang, Fenghua Chen, Qingbin zhang, Bin Dong, Hui Yang, Guixia Liu, and Yiming Zhu

Corresponding author: xwang2008@sinano.ac.cn

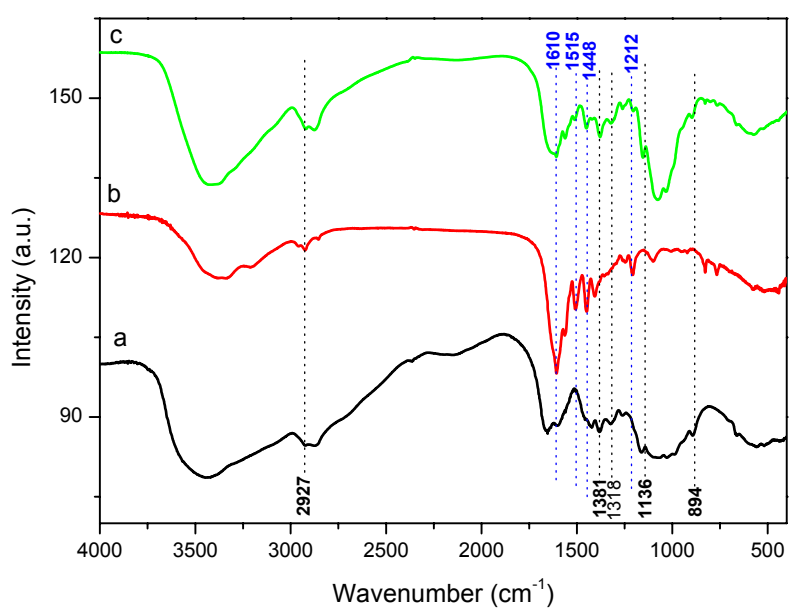
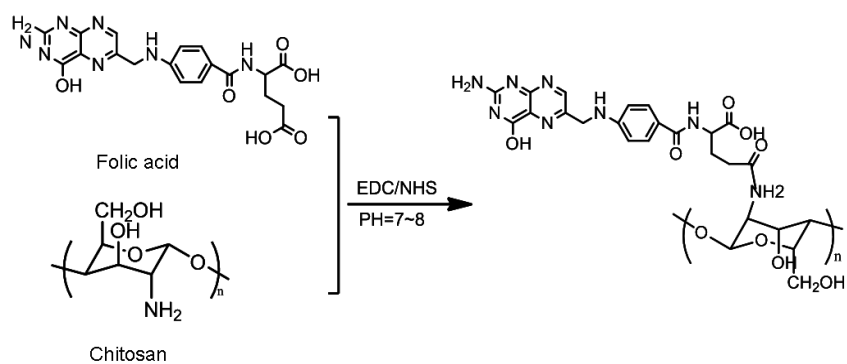


Figure S1. FTIR spectra of chitosan (a), folic acid (b), and folic acid-chitosan conjugations(c).

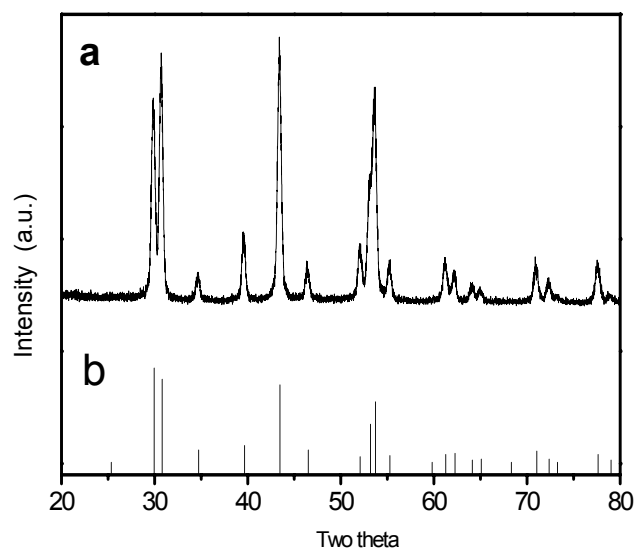


Figure S2. XRD patterns of the as-synthesized NaYF₄:Yb/Er nanocrystals (a) and calculated line pattern for hexagonal NaYF₄ (JCPDS NO. 028-1192) (b).