

## Electronic Supplementary Information

# Facile Fabrication of Nanoporous Au-Pd Bimetallic Foams with High Catalytic Activity for 2-Nitrophenol Reduction and SERS Property

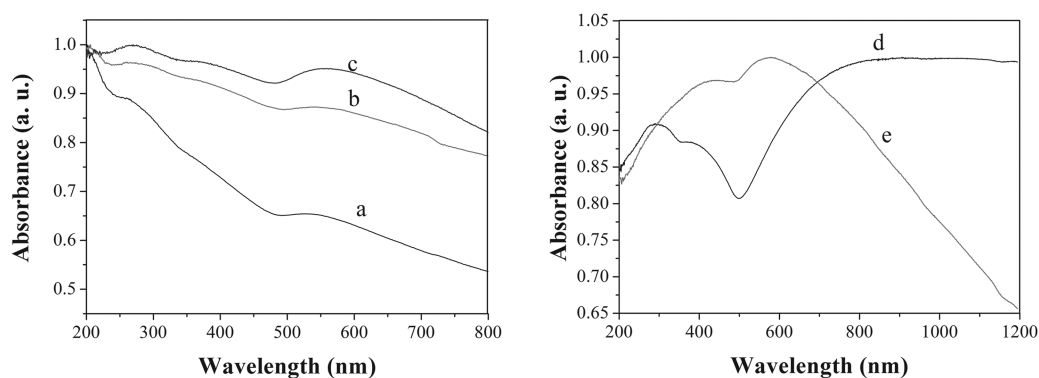
Hongyu Liu<sup>a,b</sup> and Qing Yang<sup>a,b\*</sup>

Hefei National Laboratory for Physical Science at Microscale, and Department of  
Chemistry, University of Science and Technology of China (USTC), Hefei, Anhui  
230026, People's Republic of China

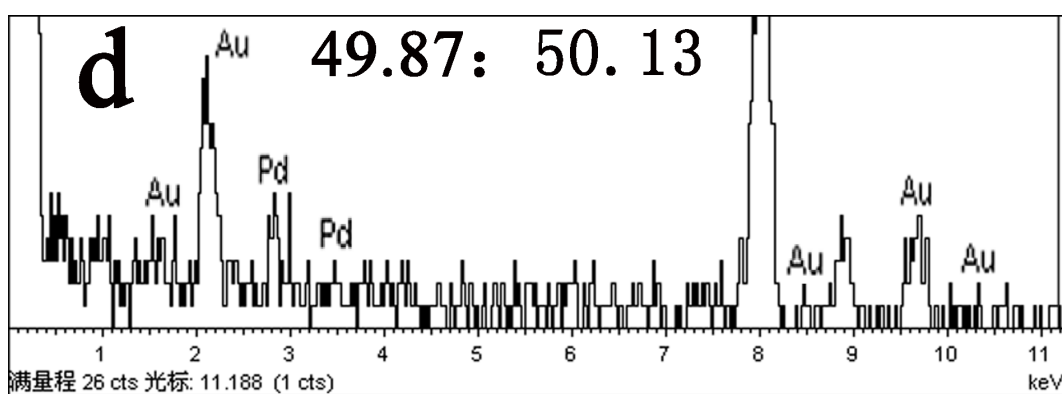
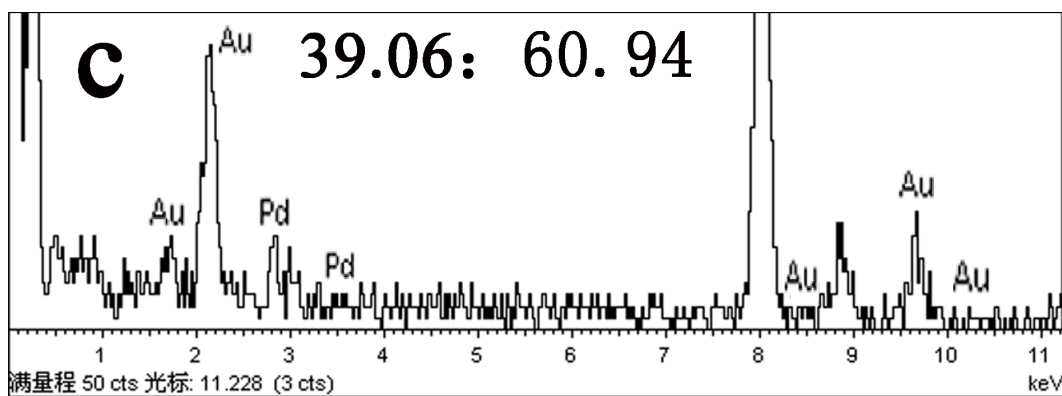
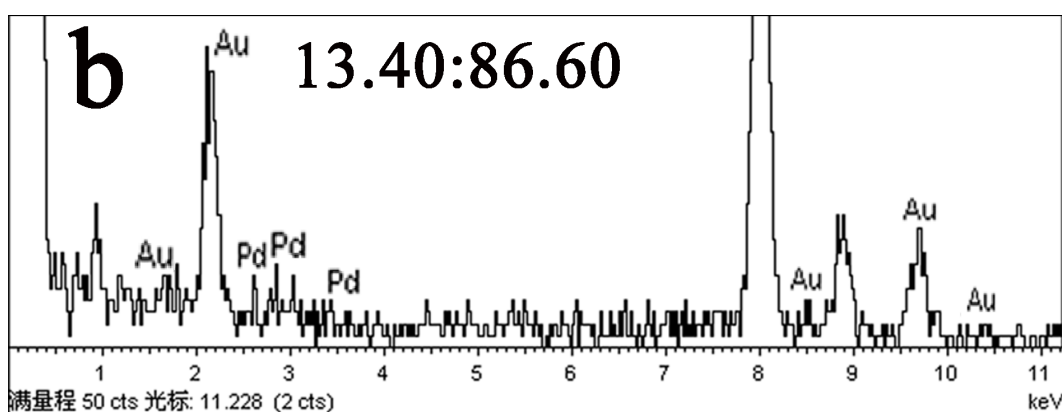

Tel: +86-551-3600243

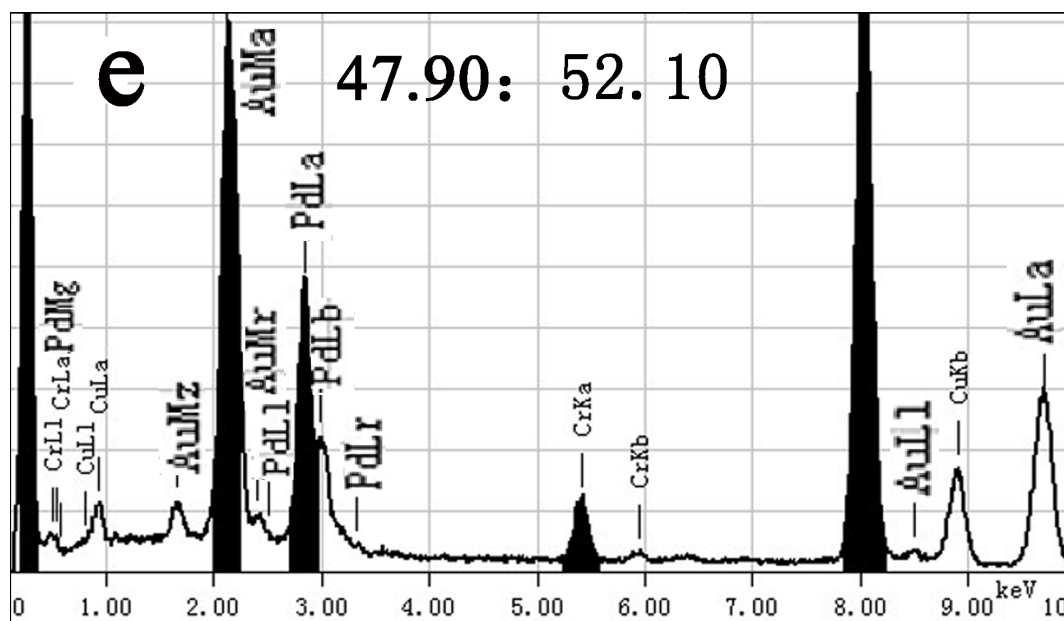
Fax: +86-551-3606266

E-mail: qyoung@ustc.edu.cn




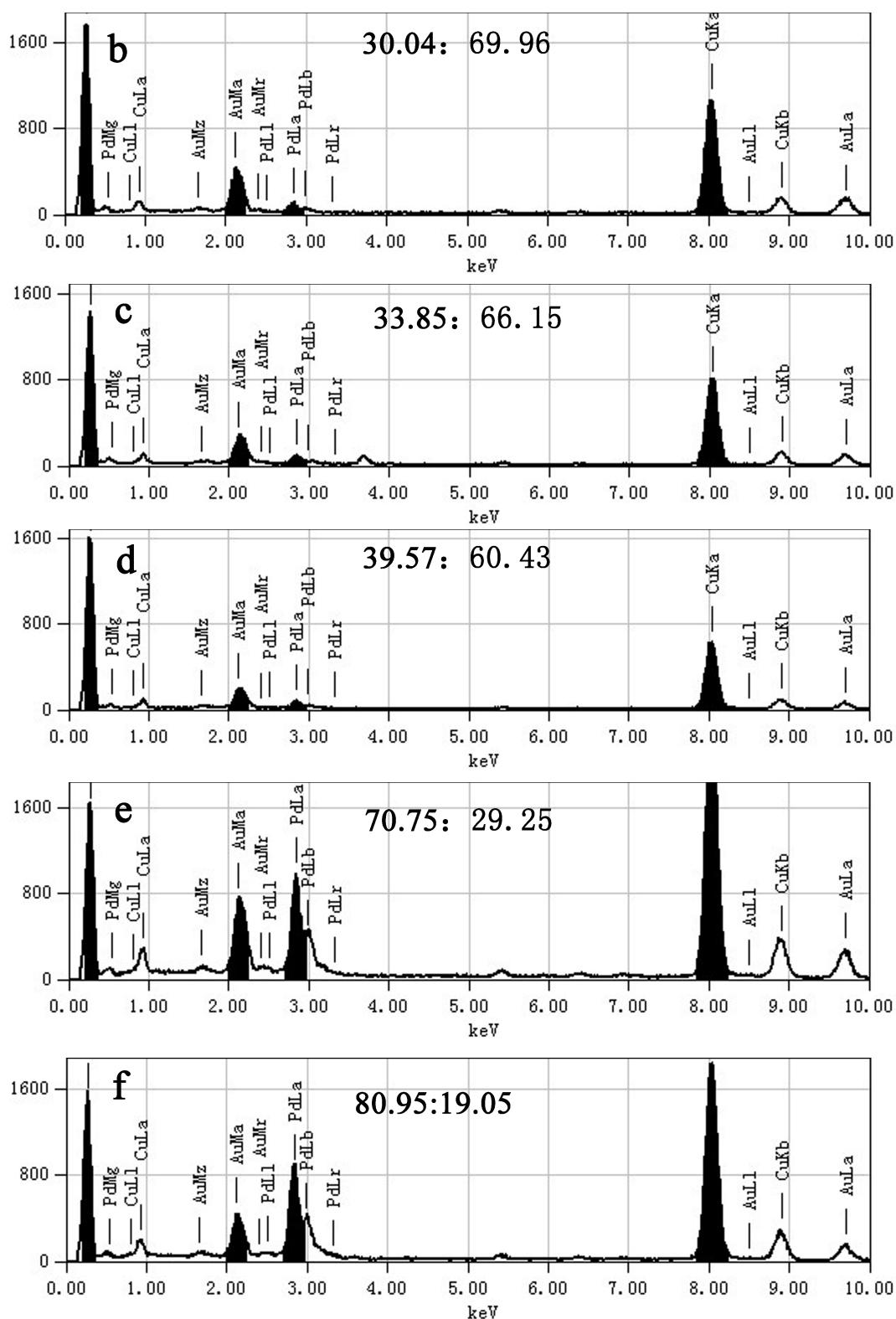
**Fig. S1** UV-Vis spectra of the nanoporous Au-Pd bimetallic foams with different molar ratio of Au precursor to Pd precursor: (a) 1:1, (b) 1:2, (c) 1:3, (d) 2:1 and (e) 3:1.






**Fig. S2** (a) TEM images of the typical necklace selected from the product shown in Figure 1a and (b-f) EDS of four different locations (designated with small circles and labeled with 1, 2, 3 and 4, respectively) of the typical necklace shown in Figure S2a (All of the ratios shown in Figure S2b-e are the molar ratio of Pd to Au).





**Fig. S3** (a) TEM images of the typical necklace selected from the product shown in Figure 1a and (b-f) EDS of five different locations (designated with small circles and labeled with 1, 2, 3, 4 and 5, respectively) of the typical necklace shown in Figure S3a (All of the ratios shown in Figure S3b-f are the molar ratio of Pd to Au).



**Fig. S4** SEM images of the synthesized Au nanoparticles.