

Supporting Information

Small Molecular Solution-Processable Bipolar Iridium(III) Complexes Containing Carbazole and 1,3,4-Oxadiazole Groups for Efficient Electrophosphorescence and Reduced Efficiency Roll-Off

Jun-Xi Cai,[†] Teng-Ling Ye,[‡] Xue-Feng Fan,[†] Chun-Miao Han,[†] Hui Xu,^{,†} Li-Li Wang,[†] Dong-Ge Ma,^{*,‡} Yang Lin,[†] Peng-Fei Yan[†]*

[†] *Key Laboratory of Functional Inorganic Material Chemistry, Heilongjiang University, Ministry of Education & School of Chemistry and Materials, Heilongjiang University, Harbin 150080, P. R. China.*

[‡] *State Key Laboratory of Polymer Physics and Chemistry, Changchun Institute of Applied Chemistry, Chinese Academy of Sciences, Changchun 130022, P. R. China.*

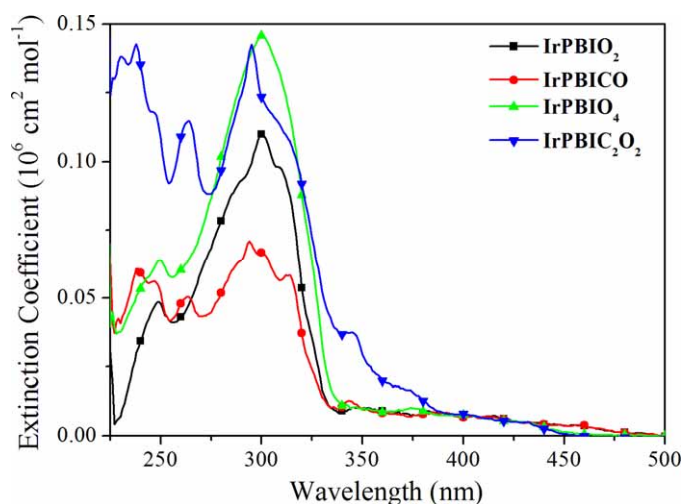


Figure S11. Absorption spectra of the complexes in CH₂Cl₂ (10⁻⁶ mol L⁻¹).

* To whom correspondence should be addressed. Tel: +86 451 81773032; Fax: +86 451 86608042; E-mail: hxu@hlju.edu.cn and mdg1014@ciac.jl.cn

The oxygen quenching experiment was based on the static spectra of the complexes. The air in the solutions was gotten rid of by bubbling with Ar₂ for 30 min. Then PL spectra were measured at 0.5, 1, 2, 4, 6 and 10 min to determine the relationship of emission intensity and time.

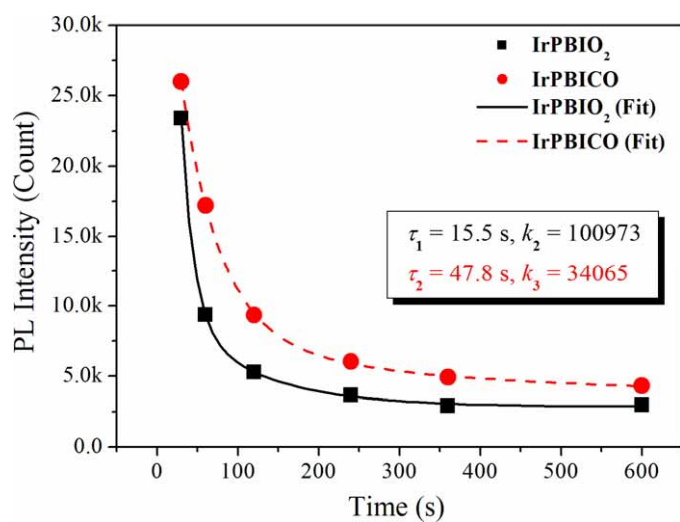


Figure SI2. Oxygen quenching curves of IrPBIO₂ and IrPBICO.

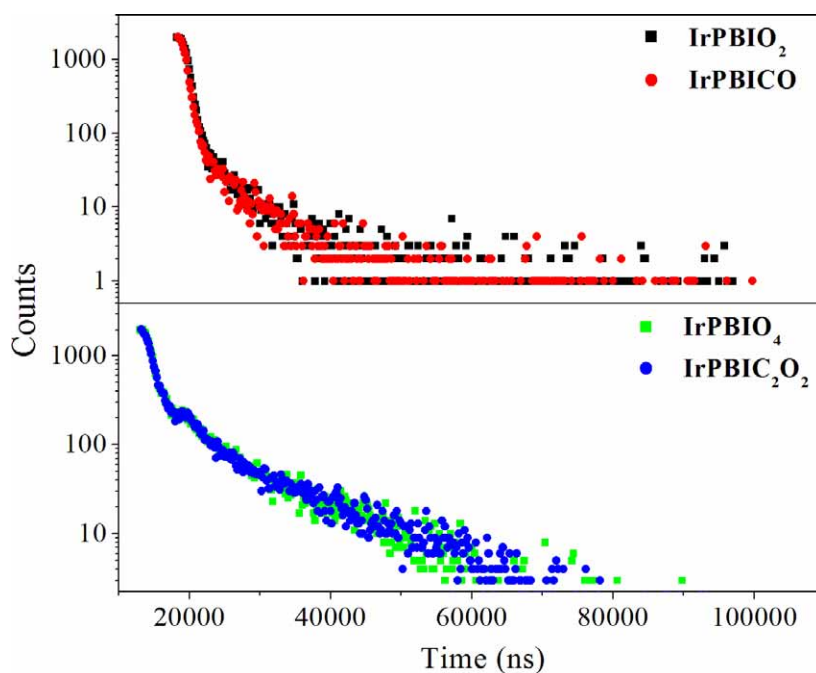


Figure SI3. PL decay curves of the complexes.

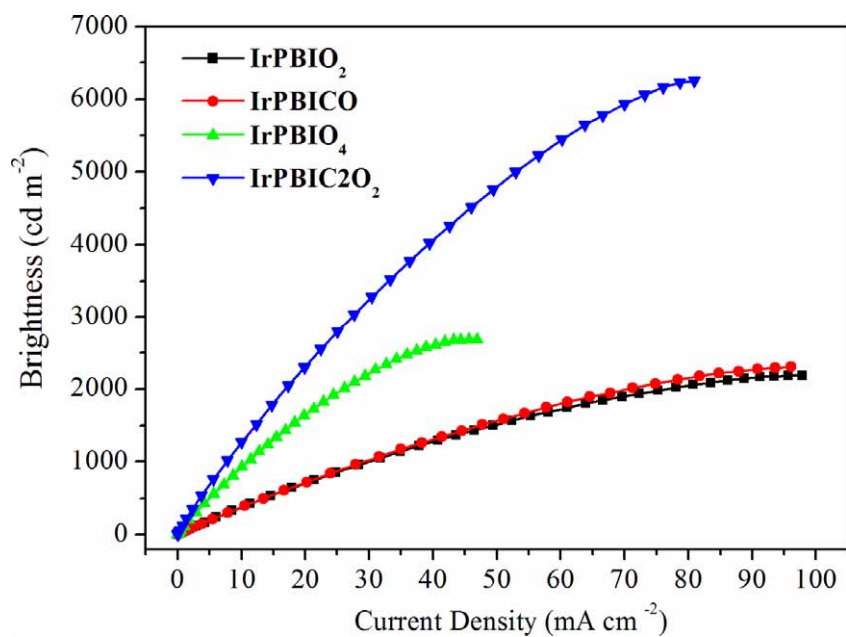


Figure SI4. Current density-brightness curves of the devices.

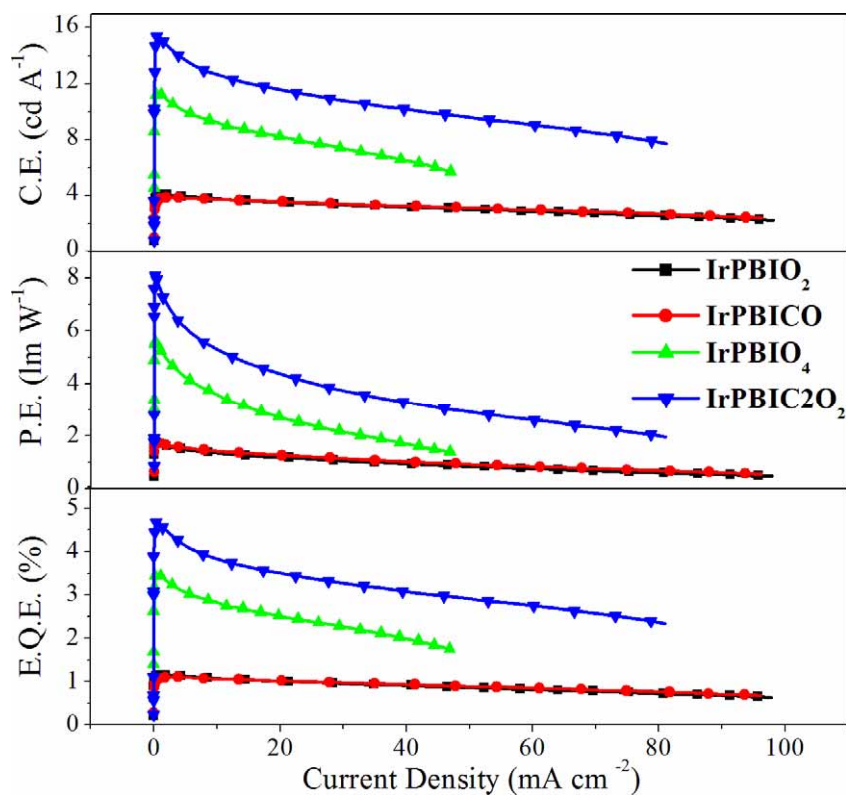


Figure SI5. Current density-efficiency curves of the devices.