

## Supporting information

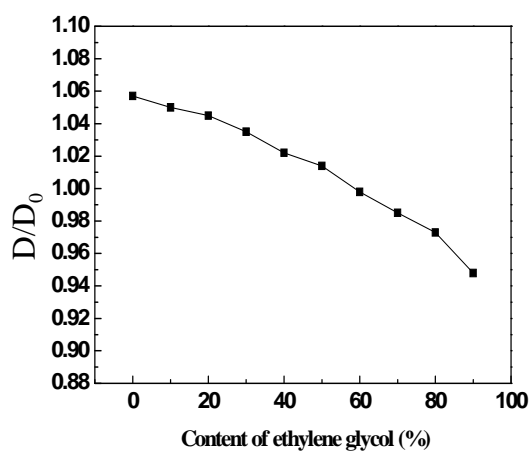


Fig. S1 Swelling ratio of IOH after being immersed and equilibrated in glycol solution

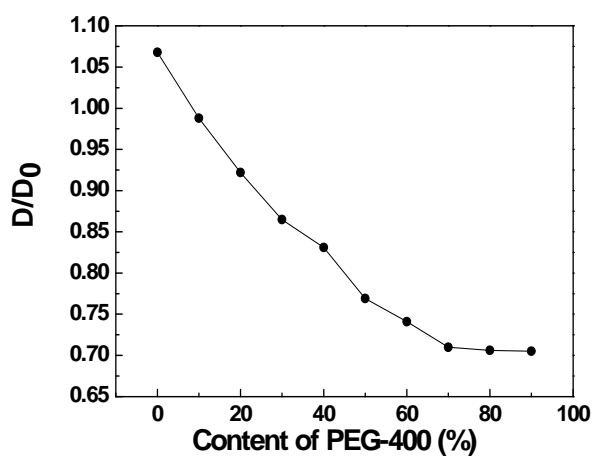


Fig. S2 Swelling ratio of IOH after being immersed in PEG-400 solution.




Fig. S3 TEM image of the mesopores left by PEG600 molecules