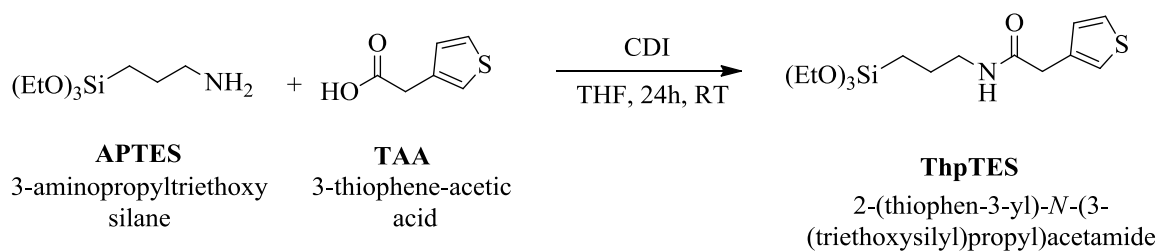
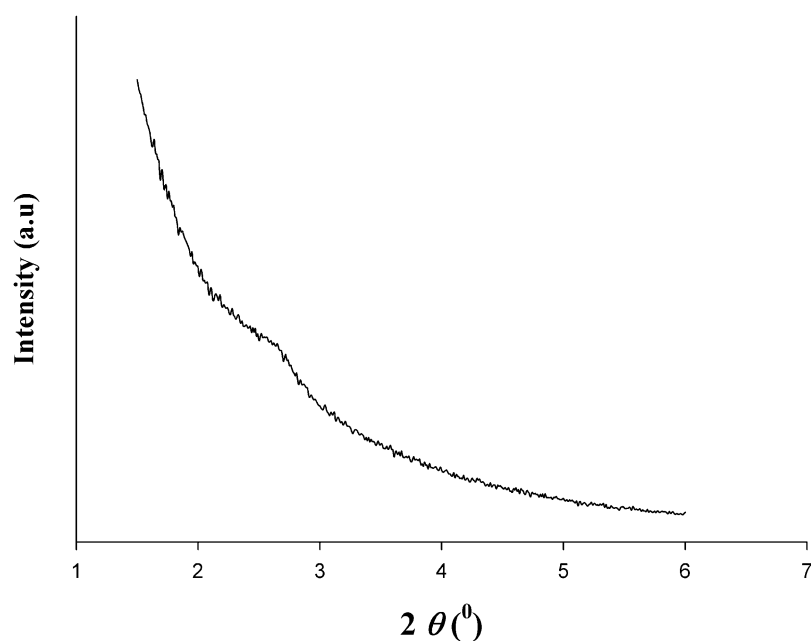


## Electronic Supplementary Information



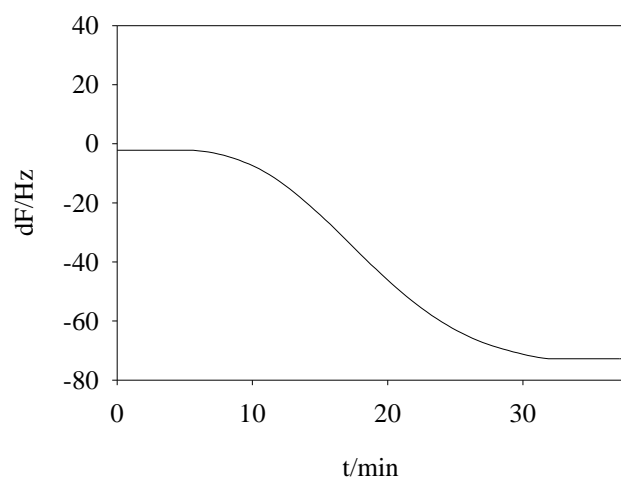
**Scheme S1.** Synthetic strategy for the preparation of Thp-TES



**Figure S1:** XRD pattern of bare SNTs

	C%	H%	N%	S%	O%	Total %
SNTs	0.11	1.42	0	0	10.04	11.57
SNTs-g-Thp	8.42	1.6	0.85	1.71	6.52	19.1
SNT-g-Thp/PTAA	27.53	2.2	0.45	11.23	15.68	57.09
SNT-g-Thp/PTAA/SH	27.35	2.52	0.97	11.71	13.47	56.02

**Table S1:** EA data



**Figure S2:** QCM measurement of SNT-g-Thp/PTAA/SH NC (1.5mg/mL EtOH) binding to gold electrode.