

**Electronic Supplementary Information (ESI)**

**Understanding and Controlling Gold Nanoparticle  
Formation from a Robust Self-Assembled  
Cyclodextrin Solid Template**

*Jae Woo Chung,<sup>a</sup> Yunlong Guo,<sup>a</sup> Seung-Yeop Kwak,<sup>b</sup> and Rodney D. Priestley<sup>a,\*</sup>*

<sup>a</sup>Department of Chemical and Biological Engineering, Princeton University,

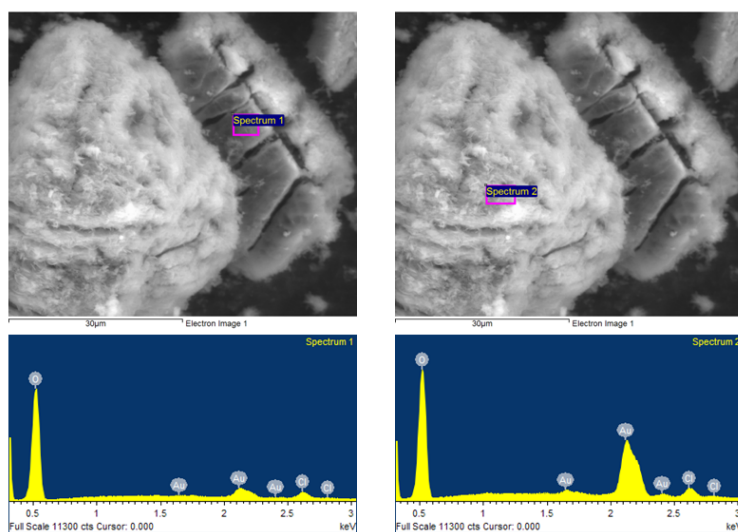
Princeton, New Jersey 08544, USA

<sup>b</sup>Department of Materials Science and Engineering, Seoul National University,


599 Gwanak-ro, Gwanak-gu, Seoul 151-744, Korea

\*Corresponding Author: R. D. Priestley

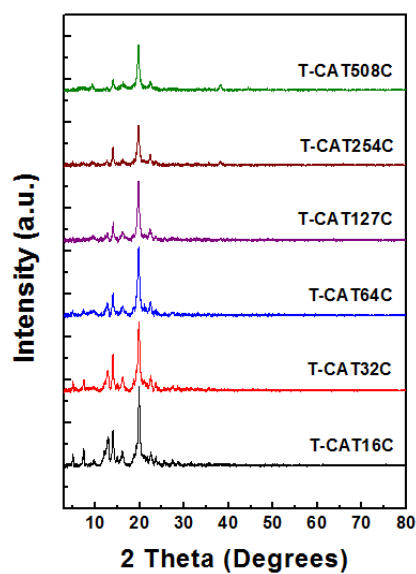
(Tel: +1-609-258-5721, Fax: +1-609-258-0211, rpriestl@princeton.edu)



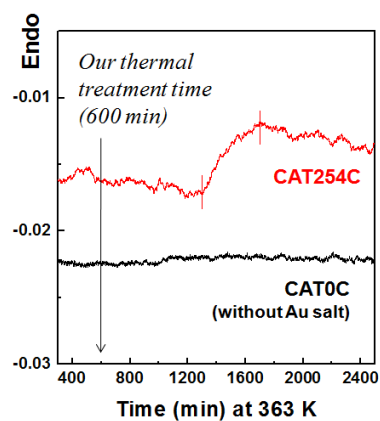
**Fig. S1.** Detection of Au atom in  $\alpha$ -CD/Au salt complex using EDXS equipped with FE-SEM.



**Fig. S2.** Photo images of CATx C (left) and T-CATx C powders (right).




(a)

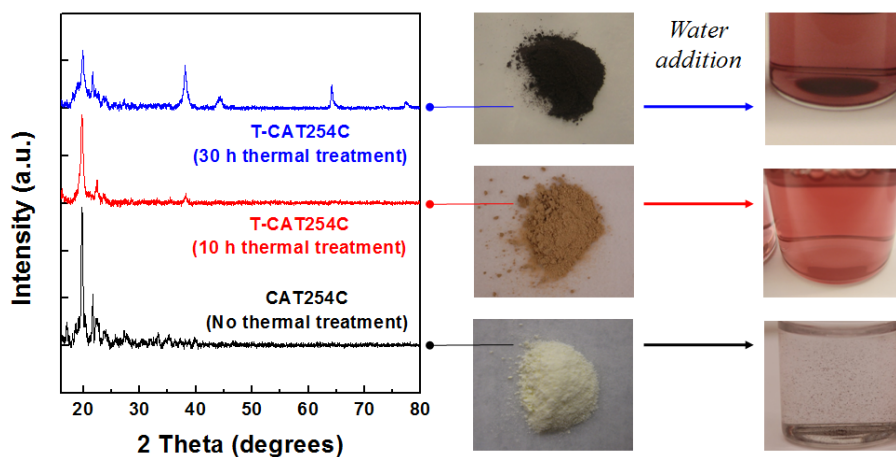


(b)


**Fig. S3.** (a) WXR D profiles of T-CATx C in  $2\theta$  range from  $3^\circ$  to  $80^\circ$ . (b) DSC thermograms (modified from ref. S1) of CAT254C (with Au salt molecules) and CAT0C (without Au salt molecules).



**Fig. S4.** Photo images of the simple mixtures of Au salt/water (left) and  $\alpha$ -CD/Au salt/water (right) over 2 weeks after solution preparation (taken from ref. S1).



**Fig. S5.** Schematic diagram about the effect of the thermal treatment time on AuNPs formation in aqueous medium. In the case of no thermal treatment, *i.e.*, no Au seeds formation, bulk Au metal was formed in water. The T-CAT254C having crystallized Au metal by long time thermal treatment (30 h) also exhibited the bulk Au metal precipitation in water, because larger sized Au metal has already formed in the solid matrix of T-CAT254C by long time thermal treatment before the addition of water. On the other hand, the aqueous solutions of T-CAT254C containing the Au seeds produced using relatively shorter thermal treatment time (10 h) showed clear reddish color without precipitate of large sized bulk gold, indicating the formation of well-dispersed small size gold colloids. Thus, it is believed that the presence of very small-sized Au seeds in the complex played a key role for the formation of stable AuNPs by acting as nucleation sites for AuNP growth upon water addition.



**Fig. S6.** Photo image of CATx C (without Au seeds) aqueous solutions after 1 week of water addition.

## Reference

S1 J. W. Chung, Y. Guo, R. D. Priestley and S.-Y. Kwak, *Nanoscale*, 2011, **3**, 1766-1772.