

*Supplementary Information for*

**Oligofluorene-based nanoparticles in aqueous medium:  
Hydrogen bond assisted modulation of functional  
properties and color tunable FRET emission**

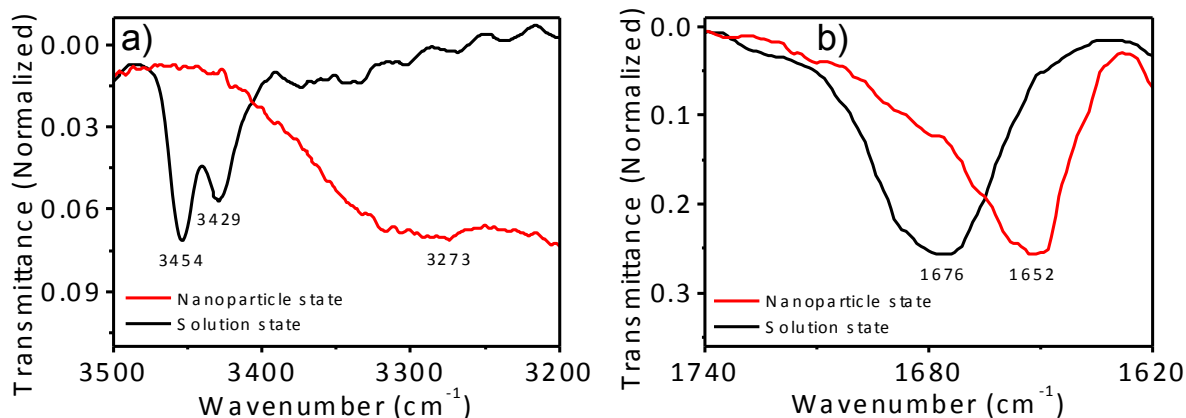
*Bijitha Balan,<sup>‡</sup> Chakkooth Vijayakumar,<sup>‡</sup> Soichiro Ogi and Masayuki Takeuchi\**

Organic Materials Group, Polymer Materials Unit, National Institute for Materials Science  
(NIMS), 1-2-1 Sengen, Tsukuba 305-0047, Japan.

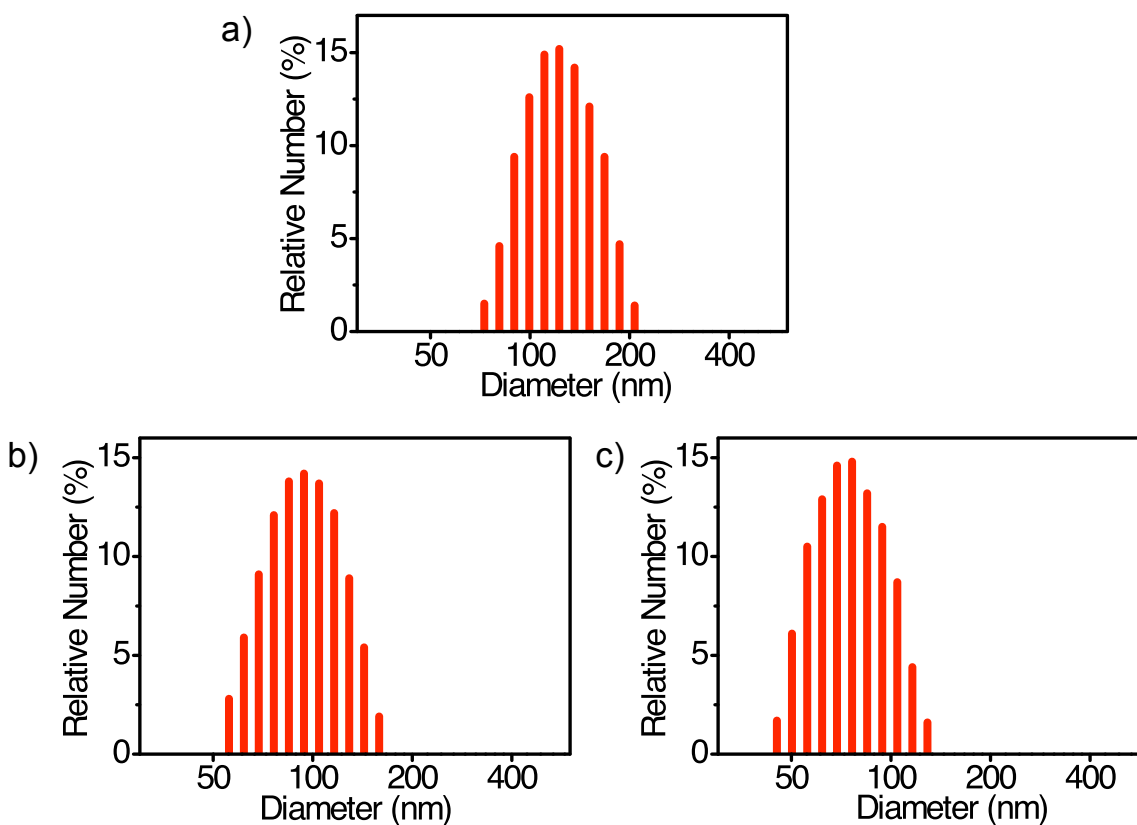
E-mail: TAKEUCHI.Masayuki@nims.go.jp

Fax: +81-29-859-2101; Tel: +81-29-859-2110

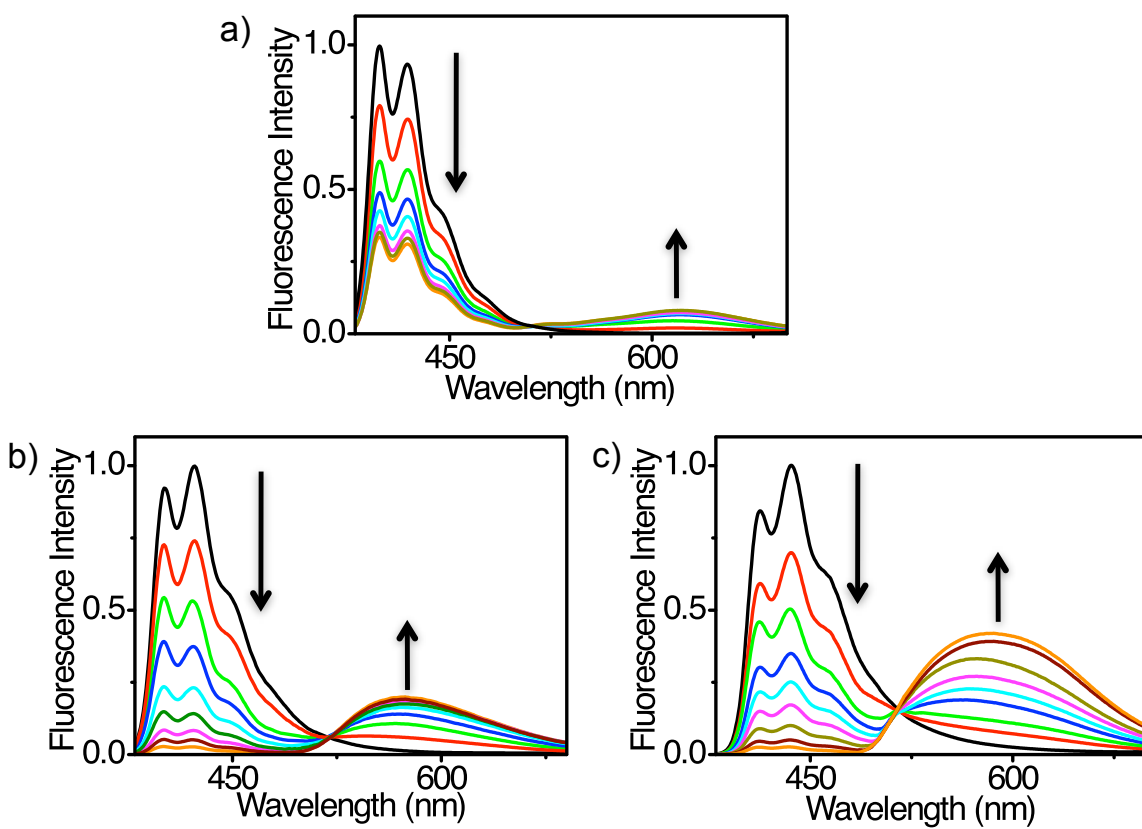
<sup>‡</sup>Present Address: Department of Applied Chemistry, Graduate School of Engineering, Osaka  
University, 2-1 Yamadaoka, Suita, Osaka 565-0871, Japan



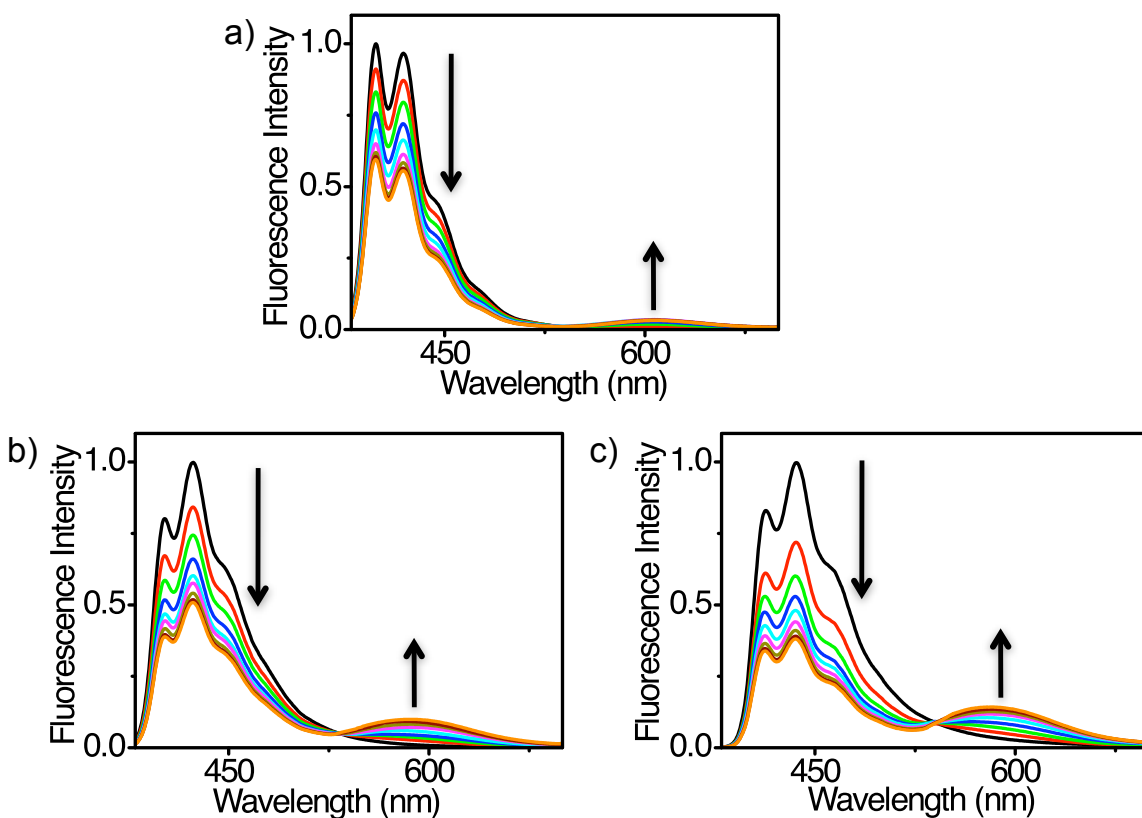
**Figure S1.** IR spectrum of **OF4** showing the (a) N-H and (b) C=O stretching frequencies in the nanoparticle state (red) and in chloroform solution (black).



**Figure S2.** Particle size distribution profile of a) **OF1** (average diameter is 114 nm), b) **OF2** (average diameter is 95 nm) and c) **OF4** (average diameter is 81 nm) obtained from dynamic light scattering analysis.



**Figure S3.** Fluorescence spectral changes of a) **OF1**, b) **OF2** and c) **OF4** nanoparticles on addition of increasing amounts of **D1** (0 – 4 mol%).



**Figure S4.** Fluorescence spectral changes of a) **OF1**, b) **OF2** and c) **OF4** nanoparticles on addition of increasing amounts of **D2** (0 – 4 mol%).